

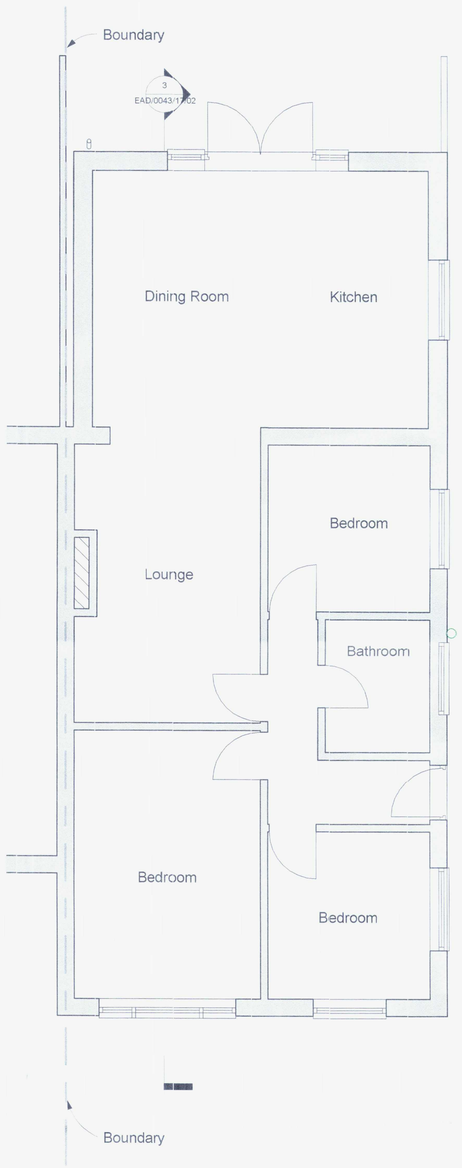

1 Ground Level
1 : 50



5 North
1 : 100



6 South
1 : 100



4 East
1 : 100



7 West
1 : 100

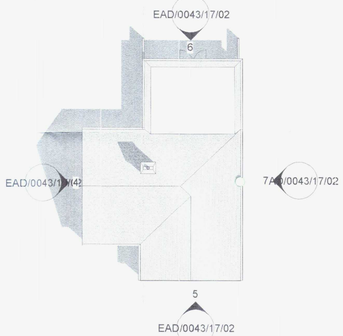

2 Site
1 : 200

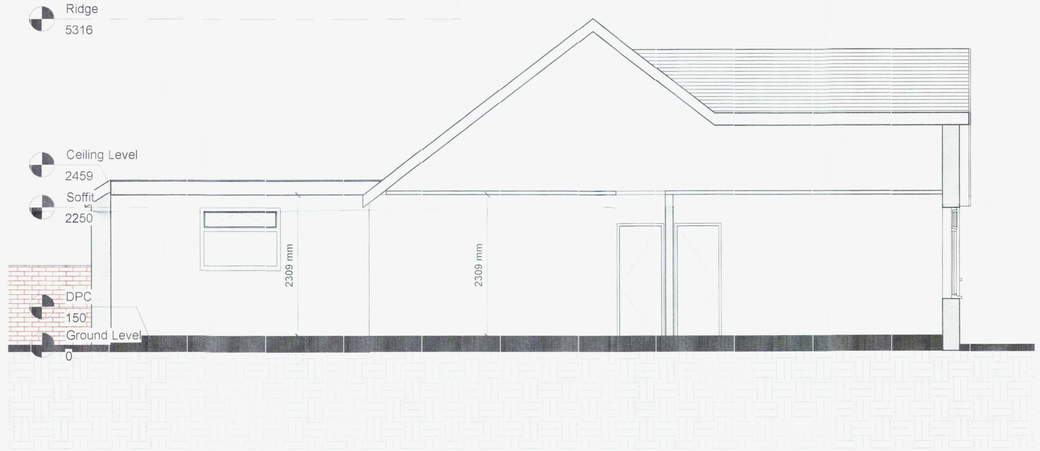

3 Section A-A
1 : 50

0m 1m 2m 3m 4m 5m
VISUAL SCALE 1:50 @ A1

0m 2m 4m 6m 8m 10m
VISUAL SCALE 1:100 @ A1

Notes:

1. THE COPYRIGHT OF THIS DRAWING IS VESTED IN EMPIRE ARCHITECURAL DESIGNS AND IT MAY NOT BE REPRODUCED IN WHOLE OR PART OR USED FOR THE MANUFACTURE OF ANY ARTICLE WITHOUT THE EXPRESS PERMISSION OF THE COPYRIGHT HOLDERS.

2. WORK TO FIGURED DIMENSIONS ONLY.

3. THIS DRAWING IS TO BE READ IN CONJUNCTION WITH ALL RELEVANT ARCHITECTS, SERVICE ENGINEERS AND EMPIRE ARCHITECURAL DESIGNS DRAWINGS AND SPECIFICATIONS.

ADUR & WORTHING
PLANNING SERVICES
PLAN AWDM/1291/17
DATE VALID 27/9/17

Revision Number	Revision Description	Issued by	Revision Date
B	Add Additional Window to West Elevation	AP	27/09/17
A	Extended the Depth of the Extension	AP	14/08/17

STATUS: PRELIMNARY ISSUE

Empire Architectural Design
E: info@empire-designs.co.uk
T: 01273 934907
www.empireconstructiongroup.co.uk
Office 2, Hall Business Centre,
41 Dolphin Road,
Shoreham BY Sea,
BN43 6AP

CLIENT: Mr A Steel & Miss J Clark
81 Hammy Way
Shoreham By Sea
West Sussex
BN43 6GH

DRAWING: Single Storey Rear Extension

TITLE: Proposed Plans & Elevations

SCALE AT A1:	DATE:	DRAWN:	CHECKED:
As indicated	11/08/17	AP	

PROJECT NO:	DRAWING NO:	REVISION:
HAM_WAY	EAD/0043/17/02	B