

3 Existing Casement Elevation
1 : 10

0m 0.2m 0.4m 0.6m 0.8m 1m

VISUAL SCALE 1:10 @ A1

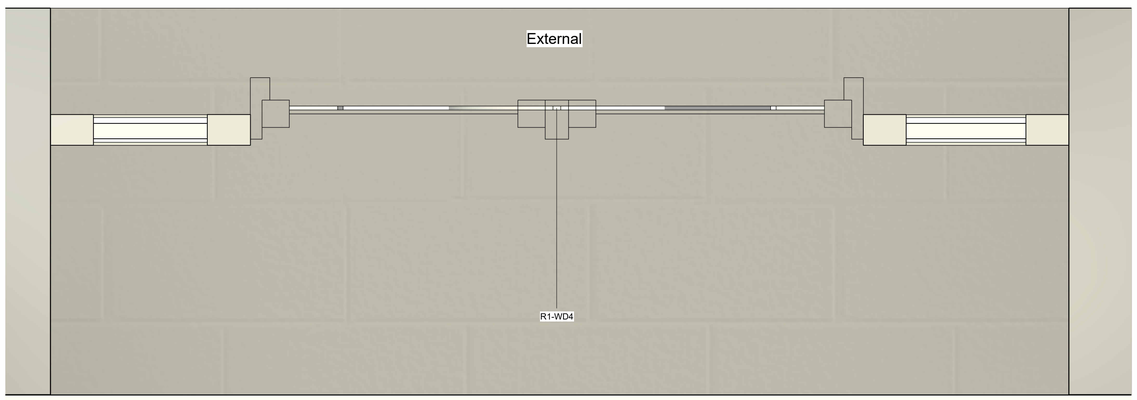

1 Existing Glazing Detail Plan - Casement
1 : 5



Top

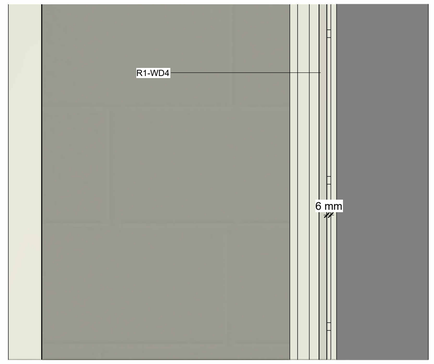

Middle External



Bottom

2 Existing Glazing Section Detail - Casement
1 : 5

0m 0.1m 0.2m 0.3m 0.4m 0.5m

VISUAL SCALE 1:5 @ A1

0m 0.1m 0.2m 0.3m 0.4m 0.5m

VISUAL SCALE 1:5 @ A1

Notes:

1. THE COPYRIGHT OF THIS DRAWING IS VESTED IN WARWICK LANE DEVELOPMENTS AND IT MAY NOT BE REPRODUCED IN WHOLE OR PART OR USED FOR THE MANUFACTURE OF ANY ARTICLE WITHOUT THE EXPRESS PERMISSION OF THE COPYRIGHT HOLDERS.

2. WORK TO FIGURED DIMENSIONS ONLY.

3. THIS DRAWING IS TO BE READ IN CONJUNCTION WITH ALL RELEVANT ARCHITECT'S, SERVICE ENGINEER'S AND WARWICK LANE DEVELOPMENTS DRAWINGS AND SPECIFICATIONS.

Revision Number	Revision Description	Issued by	Revision Date

STATUS: PLANNING ISSUE

Warwick Lane.
Developments Ltd
T 01903 233332 Ext 131 | DF 01903 206 908 | E acp@wld-group.co.uk
1 The Steyne, Worthing, West Sussex, BN11 3DS

CLIENT: Courtlands By The Sea
Courtlands,
Parklands Avenue,
Worthing
BN12 4NG

SITE ADDRESS:

DRAWING: Discharge of Conditions

TITLE: Existing Glazing Detail - Casement Style-

SCALE AT A1:	DATE:	DRAWN:	CHECKED:
As indicated	16/09/21	UF	ARW
PROJECT NO:	DRAWING NO:		REVISION:
Courtlands	WLD/005/21/06		