FOR PLANNING PURPOSES

Scale in Metres

0 1 2 3 4 5 6 7 8 9 10

for 1:50

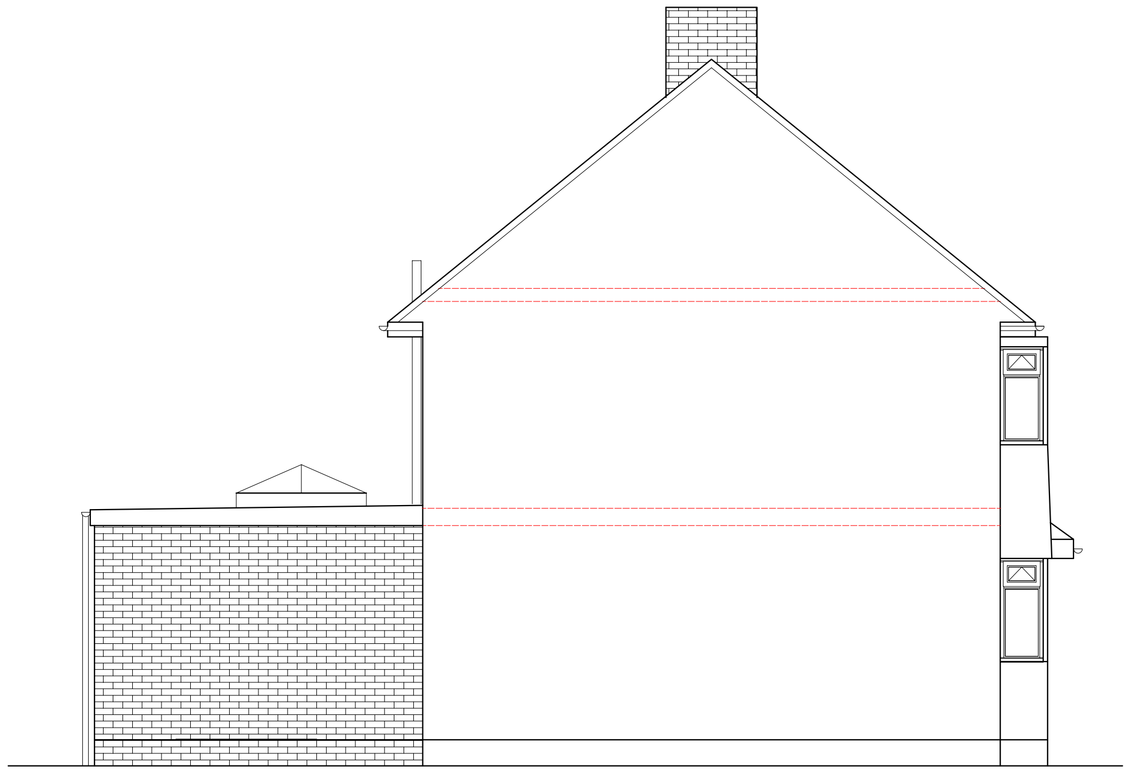

NORTH EAST ELEVATION

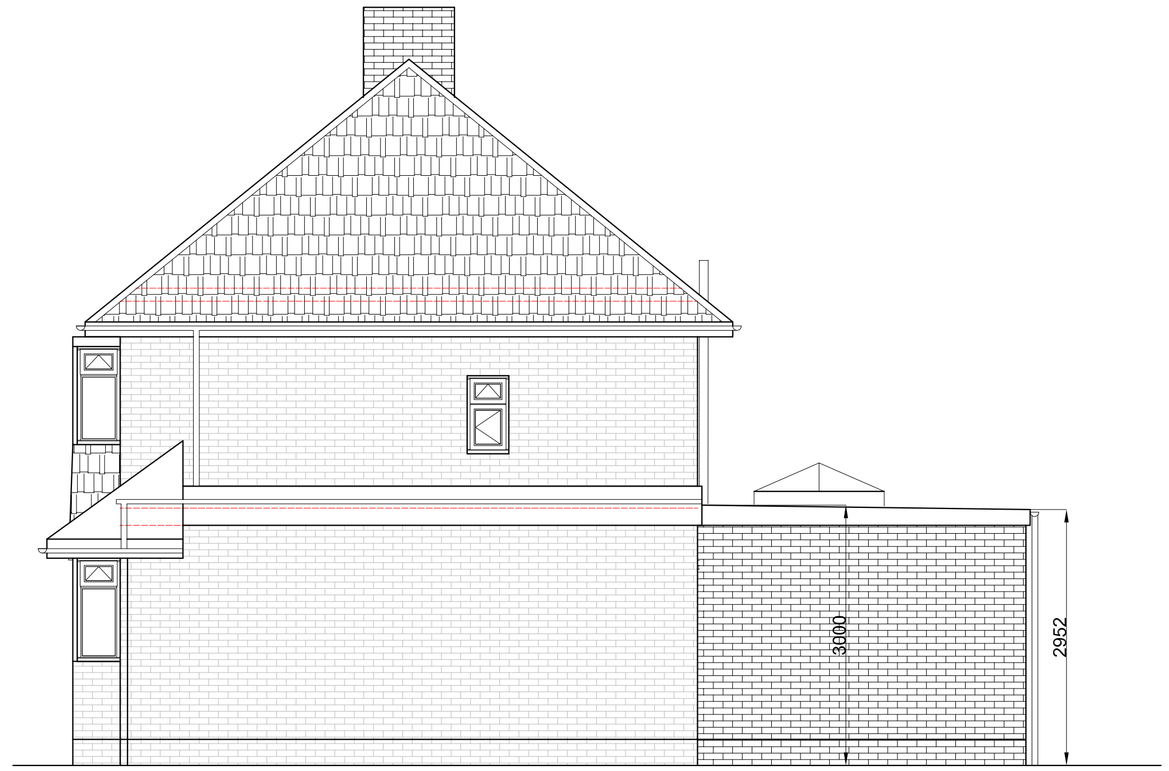

SOUTH EAST ELEVATION

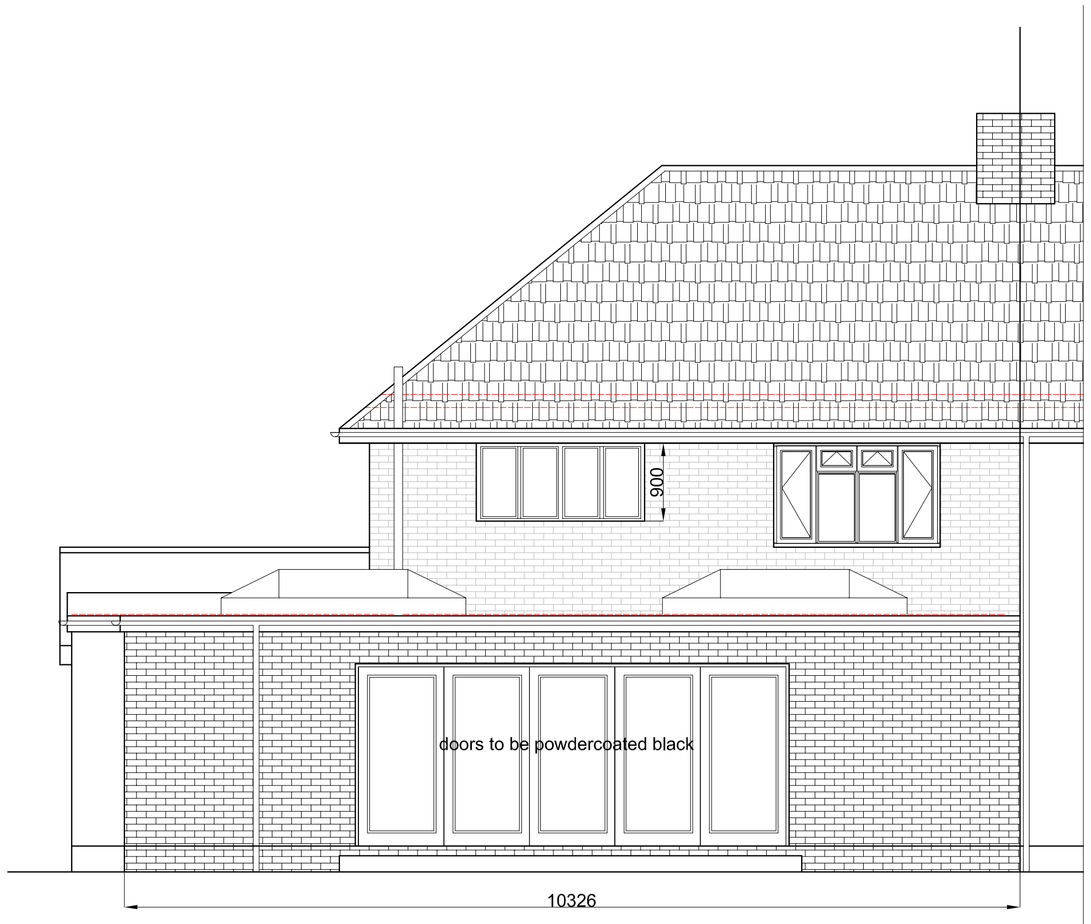

SOUTH WEST ELEVATION



NORTH WEST ELEVATION

NOTES.

(i) This drawing is not to be scaled by contractors , work to figured dimensions only, confirmed on site.

(ii) This drawing is to be read in conjunction with all relevant architectural drawings, detailed specifications where applicable and all associated drawings in this series.

(iii) Any discrepancy on this drawing is to be reported immediately to the owner for clarification.

(iv) The contractor is responsible for all temporary works and for the stability of the works in progress.

(v) Copyright for all drawings/designs part or full shall remain with KEL in accordance with the Copyright Act 1988

Revision	Date
A Lantern lights added,bathroom window enlarged and patio doors to be in black	Oct 2021

Client: Mr. A. Yagoub

Project: 44, Halewick Lane
Sompting
Lancing
BN15 0ND

Title: Proposed Elevations

Building Advisor Ltd

RICS

11,Dale View
Hove
East Sussex
BN3 8LA

TEL/FAX 01273 774867
Mobile 07767 481463
E-mail keith@kelbuilding.co.uk

Scales	Date	Drawn	
1:50	Aug 2021	KEL	A
Project No.	Paper Size	Dwg. No.	
	A1	004	

BUY WITH CONFIDENCE

© Copyright