

Proposed Rear Elevation (N) 1:100

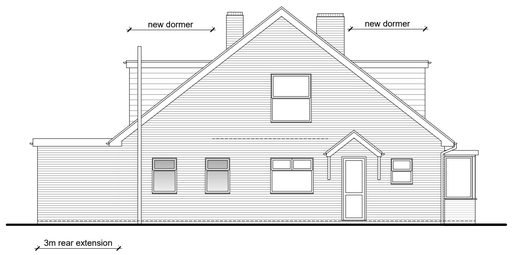

Proposed Side Elevation (W) 1:100



Proposed Front Elevation (S) 1:100

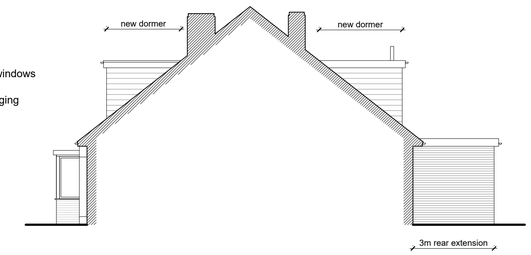

Proposed Side Elevation (E) 1:100



Location Plan 1:1250

0 25 50 75 100

Scale In Metres



Site Plan 1:500

0 10 20 30 40

Scale In Metres

0 2.5 5 7.5 10

Scale In Metres

*new 21.9m² single storey extension to be built as Permitted Development

PL.01 A

*The Party Wall Act applies for any new foundations within 3m of any part of a neighbouring owner's building or structure where any part of that work will go deeper than the neighbours foundations

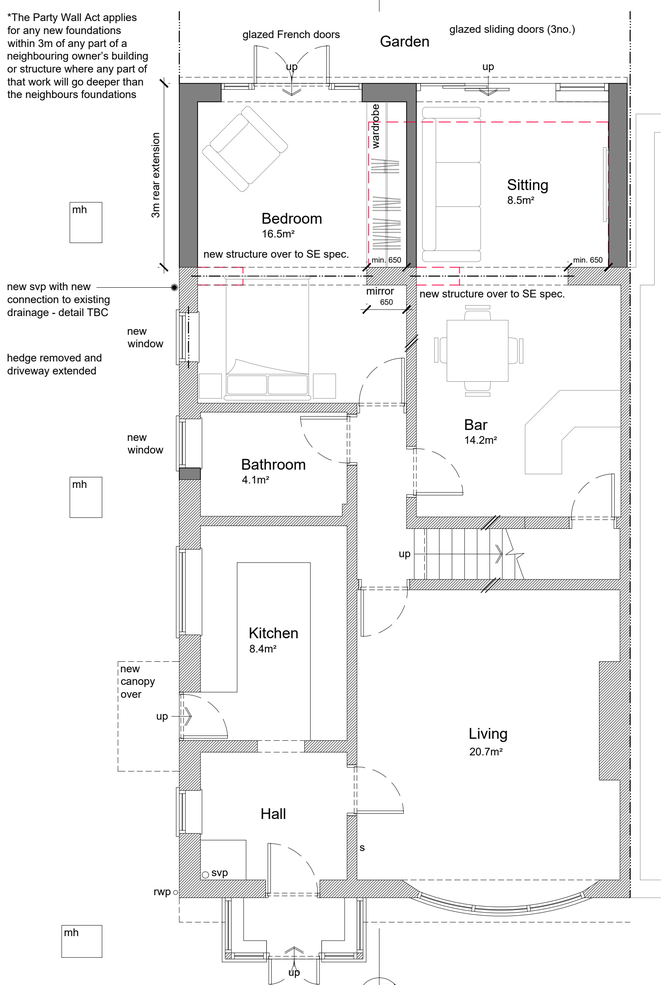

Proposed Ground Floor Plan 1:50

21.9m² ground floor rear extension

0 1 2 3 4 5 6 7 8 9 10

Scale In Metres

PL.01 A

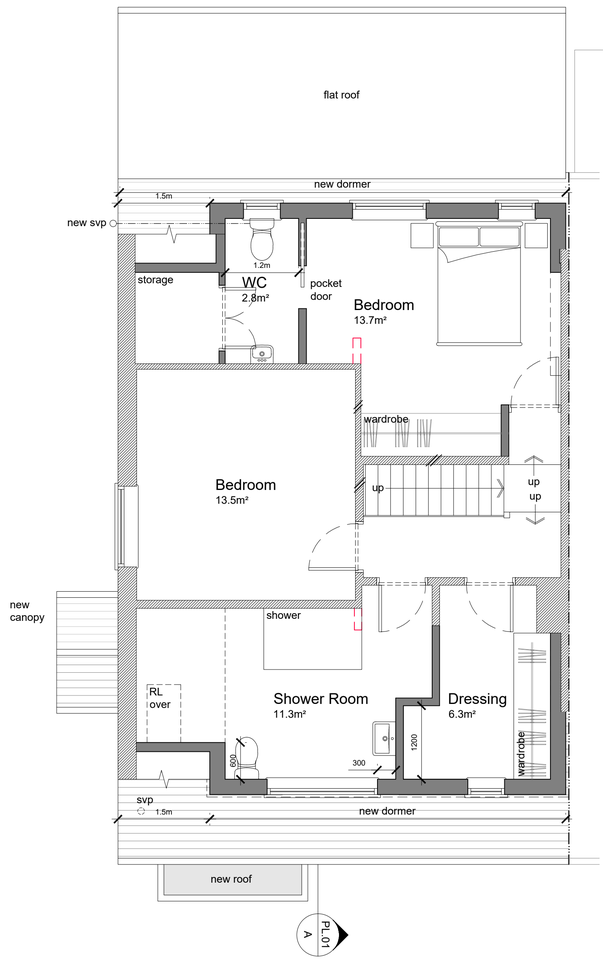

Proposed First Floor Plan 1:50

New additional roof volume:

Rear dormer: 2.9m² profile x 5.8m width = 16.82m³

Exterior materials to be of similar appearance to existing exterior materials.

New additional roof volume:

Front dormer: 2.3m² profile x 5.8m width = 13.34m³

Exterior materials to be of similar appearance to existing exterior mater

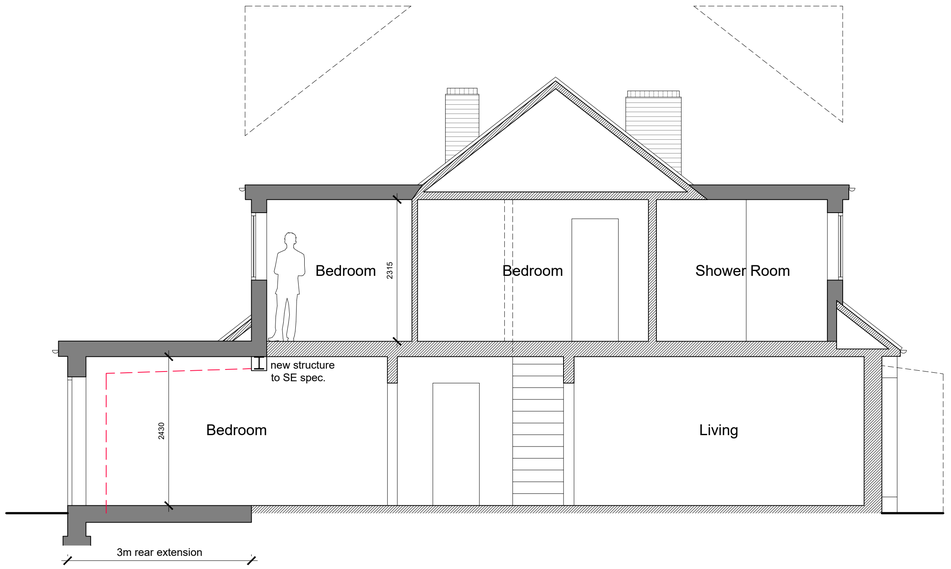

Proposed Section A-A 1:50

Existing Walls

Demolition

Proposed Walls

rev.	date	amendments
f.	17.06.22	Various client revisions to front dormer.
e.	14.06.22	Front dormer reduced in depth.
d.	08.06.22	Windows & new SVP location revised.
c.	06.06.22	Dormers reduced in width.
b.	02.06.22	Dormers reduced in width.
a.	24.05.22	Dormers reduced in width.

TIMDEACON.
architect
timdeacon.architect@gmail.com

client	Jamie Lashmar
job	24 Rectory Road Shoreham-by-Sea West Sussex BN43 6EA
dwg #	100.PL.01f
dwg title	Proposed Plans, Section and Elevations PLANNING
scale	Varies @ A1
date	March 2022
RIBA work stage	D

Do not scale off drawing unless solely for Planning purposes.
Check all dimensions on site before work commences.
All goods materials workmanship to conform with current building regulations BSS and COP's.
© Copyright Tim Deacon. Architect