Job	Land at 5 Shrandon Rd, Wrafting
Drawing	1 1/2 Storey House Type Elevations
Scale	1:100 @ A3
Date	March '10
Drawing No.	A183-02
Revision	A

Architects
Mann & Partners
T. F. 01803 862302
e. admin@mannandpartners.com

REVISIONS

Scale

0 m 1 m 2 m 3 m 4 m 5 m

REAR ELEVATION



SIDE ELEVATION

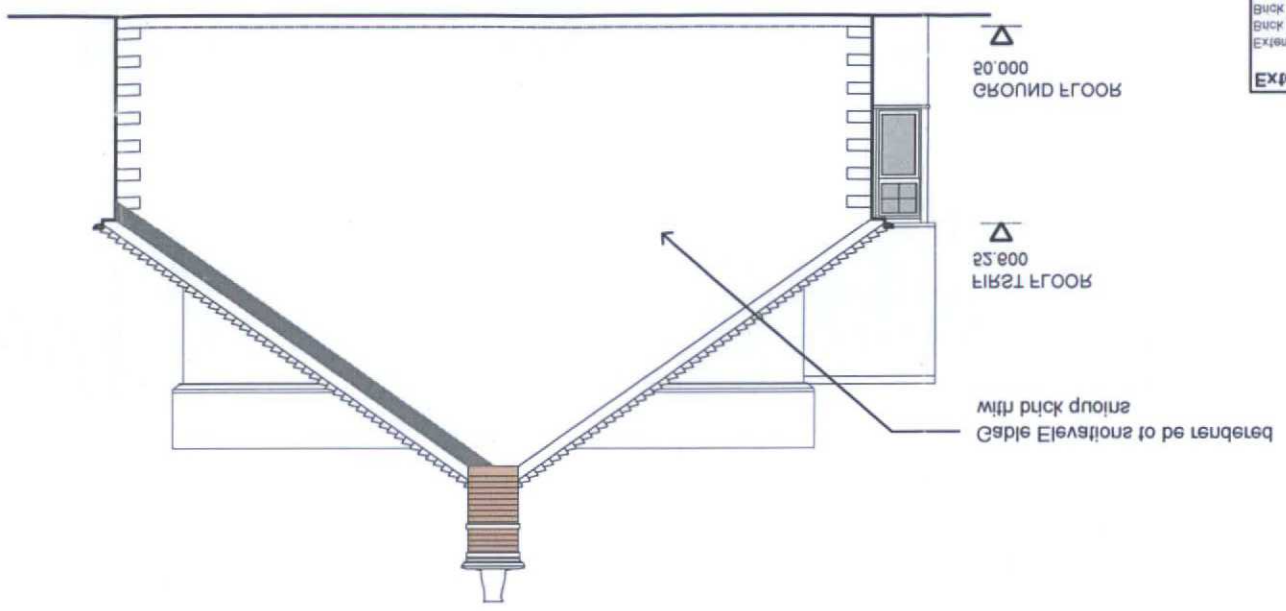

External Finishes Schedule

External Walls	Brickwork to local Attleton approval
Brick Colour	Brickwork to local Attleton approval
Brick Headers	Brickwork to local Attleton approval
Fascias	Fascia Fibre Cement eave apron as drawings
Windows	Timber Painted
Roof	Sandtoft Fibre Concrete tile - Matched Red
Rainwater Goods	Black UPVC

FRONT ELEVATION

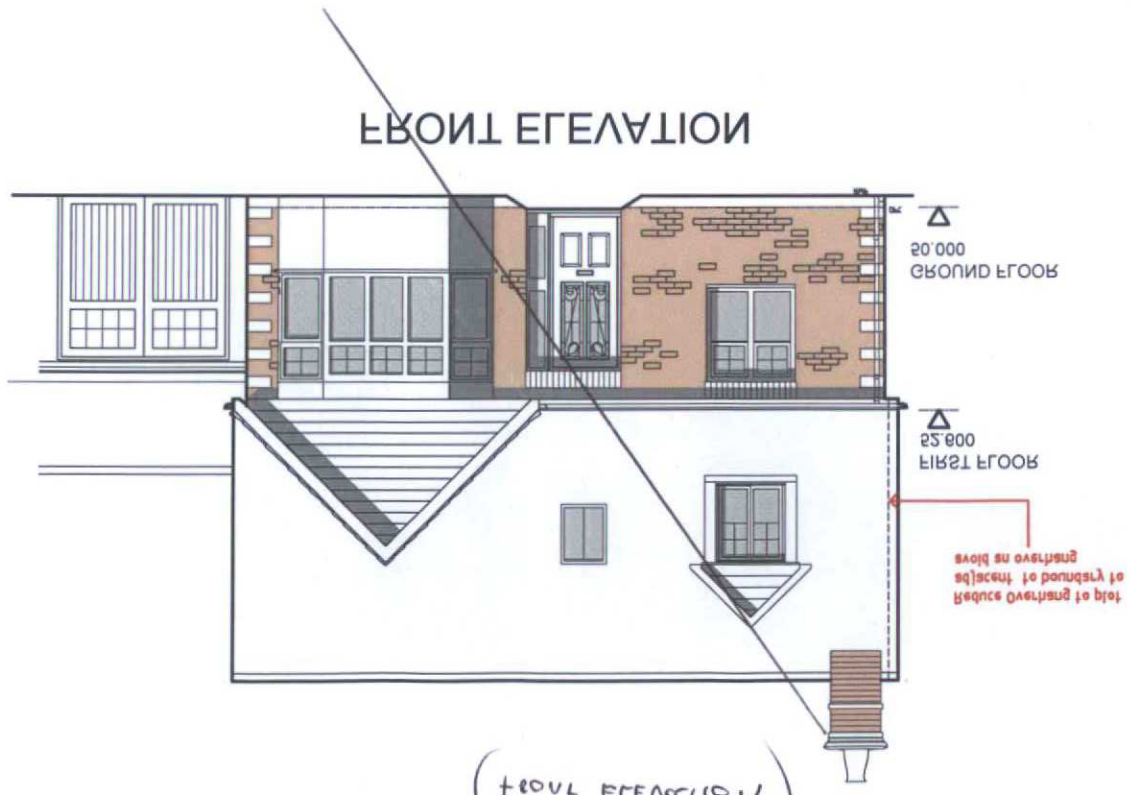

bypass contact to plan no. A1 83-011 (front elevation)

SIDE ELEVATION

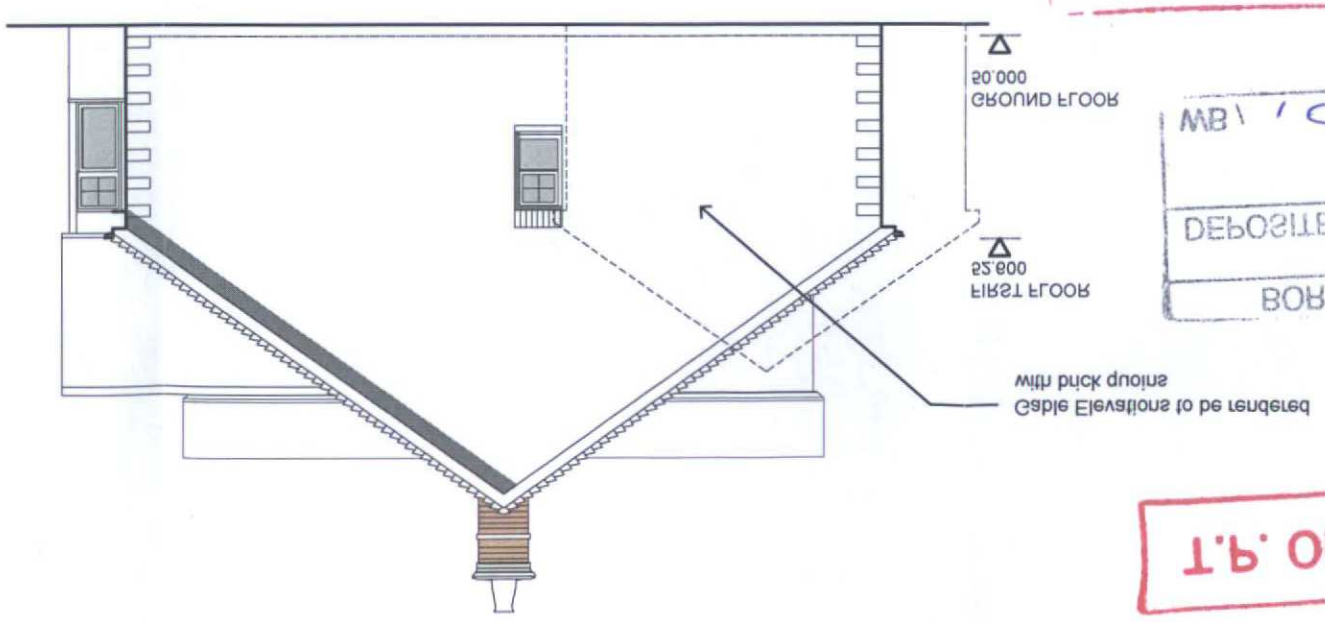

WITHDRAWN
J.P.10

BOROUGH OF WORTHING
DEPOSITED 13.02.10
PLANNING NO.
NW/10/0101

T.P. OFFICE COPY

Notes

—The contractor is responsible for checking dimensions, references and references. Any discrepancy to be notified with the Architect before proceeding with the work.

—Where an item is covered by drawings to different scales the largest scale drawing is to be worked to.

—Do not scale drawing. Figured dimensions to be worked to in all cases.