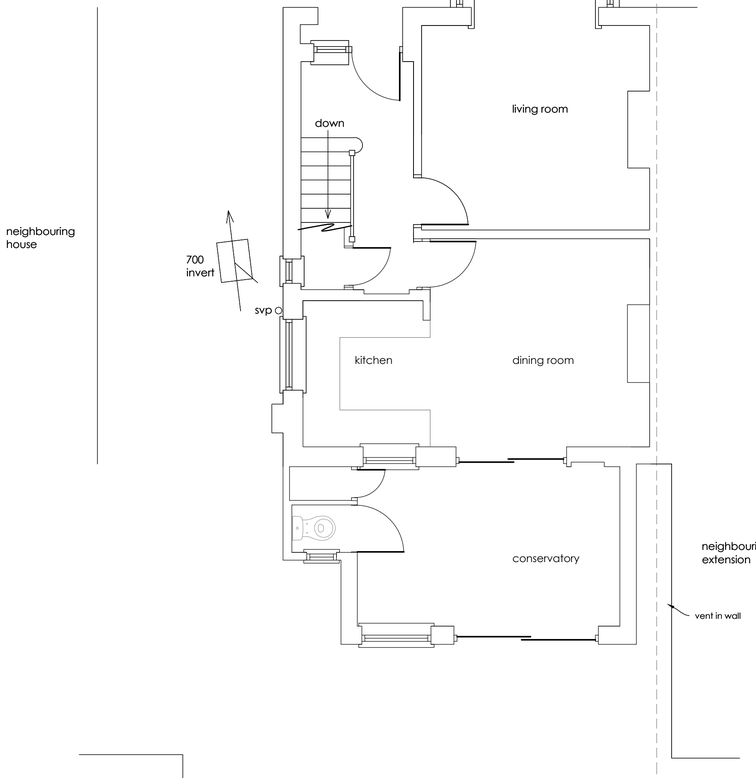

Ground floor plan
1:50

0 1m 2m 3m 4m 5m
1:50 scale bar

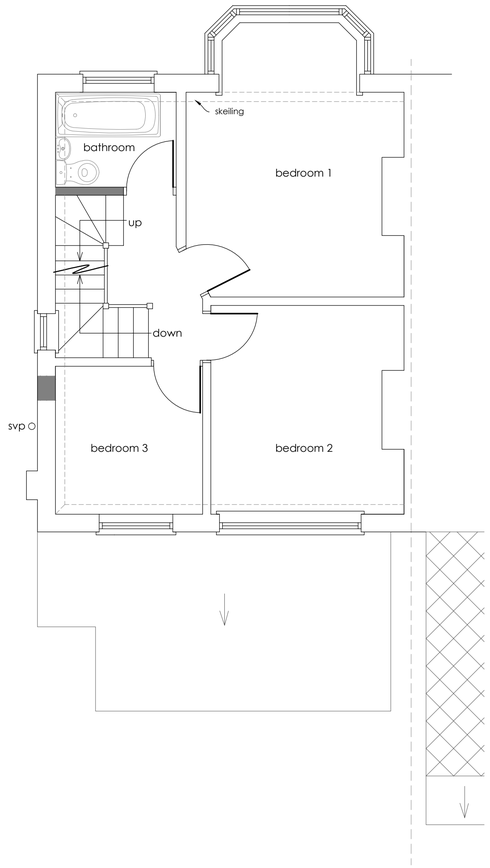

First floor plan
1:50

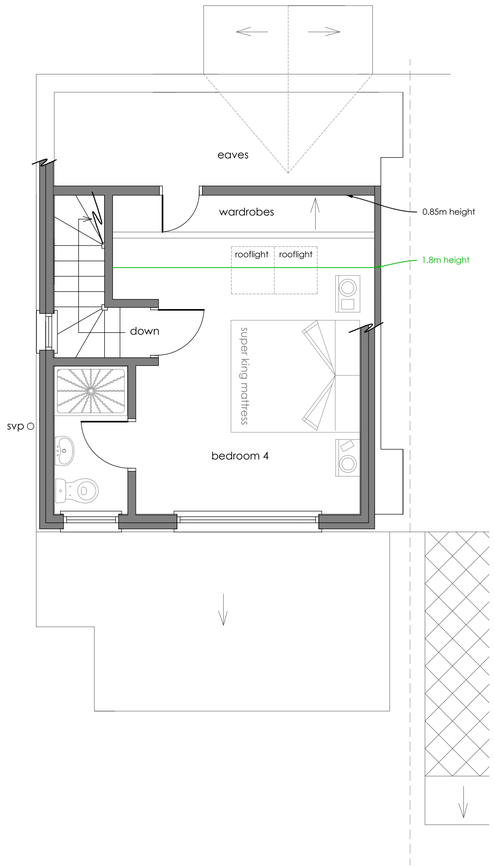

Loft plan
1:50



Block plan
1:500

0 10m 20m 30m 40m 50m
1:500 scale bar

hip to gable calculation:
½ (base x height)
Area of base = ½ (length x depth)
Length = 7.5m
Depth = 3.8m
Height = 3.3m
½ x ½ x 7.47 x 3.8 x 3.3 = **15.61m3**

Main roof dormer calculation
Area of flank = 5.14m2
length = 5.47m
5.14 x 5.47 = **28.12m3**

Total increase in roof volume = 43.73m3

50m3 allowance therefore OK



Front elevation
1:100

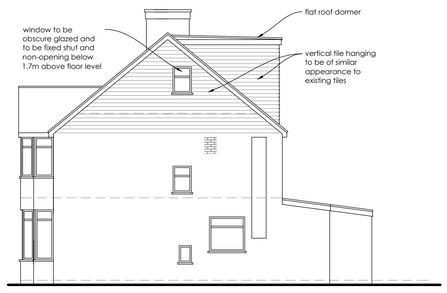

Flank elevation
1:100



Rear elevation
1:100

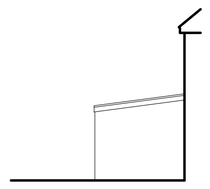

Flank elevation
1:100

0 2m 4m 6m 8m 10m
1:100 scale bar

Construction (Design and Management) Regulations 2015. Virtually everyone involved in a construction project has legal duties under CDM 2015. See further information at http://www.hse.gov.uk/pubns/books/l153.htm

ASBESTOS - get your property tested

Further information and your responsibilities can be found at www.hse.gov.uk.

These plans are for identification purposes only. Do not scale from these plans - take measurements on site. All dimensions are approximations. This plan is for viewing at the scales indicated only. If this plan is being viewed as a PDF the layers are to be ignored.

These plans are suitable for planning permission purposes
This plan uses colour and should be printed in full colour.

Revision	Description	Date

REALdesign
55 Calverley Road, Tunbridge Wells,
Kent, TN1 2TU
Tel: 01892 533321
Email: studio@realdesign.org.uk

Client: Mr & Mrs Tomlinson

Project: 27 Phoenix Way, Southwick, Brighton, BN42 4HP

Title: Proposed plans for permitted development

Date:	Scale:	Drawn:	Checked:
Nov 2016	@ A1	SM	DC

Plan no: Rd599.3
Revision: