Figured dimensions to take precedence over scaled dimensions. The contractor is to verify all dimensions on site before commencing any works.

Any discrepancies whatsoever to be brought to the attention of the client immediately.

The copyright of this drawing is reserved and the drawing must not be disclosed without authority.

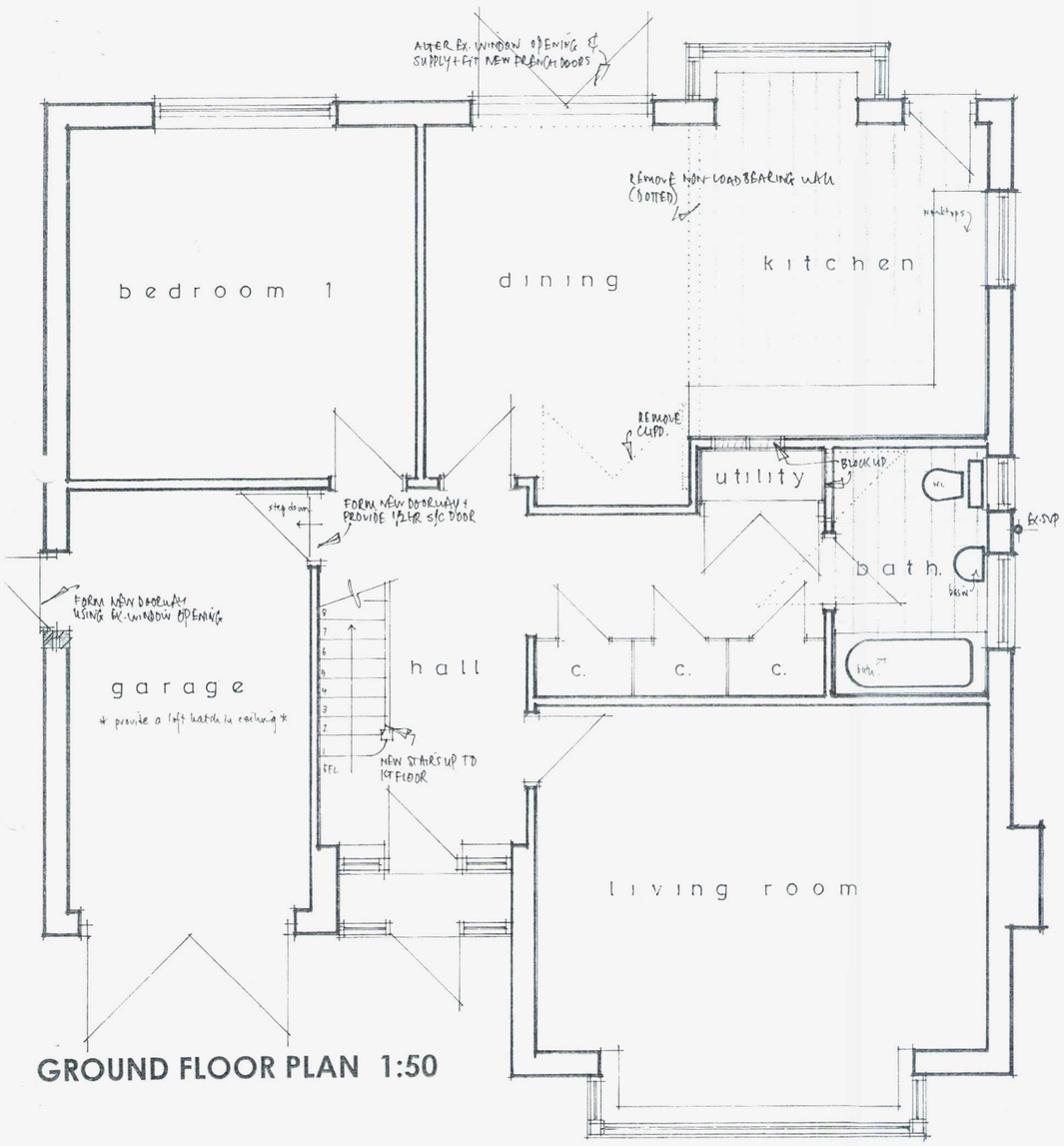

GROUND FLOOR PLAN 1:50

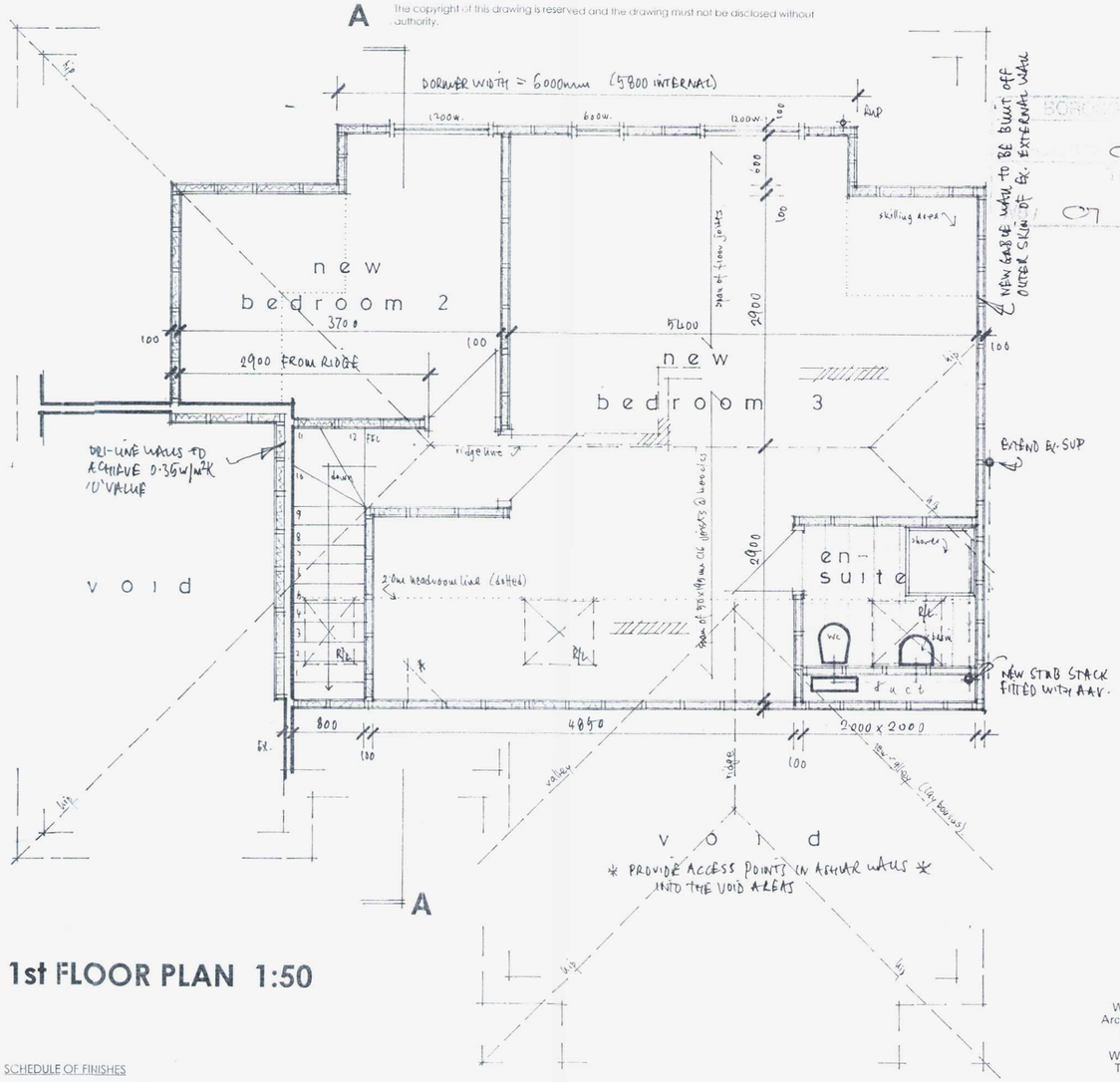

1st FLOOR PLAN 1:50

THIS DRAWING TO BE READ IN CONJUNCTION WITH STRUCTURAL ENGINEERS DETAILS & CALCULATIONS

SCHEDULE OF FINISHES

ELEVATIONS	-	tile hanging to new gable wall and dormer
WINDOWS/DOORS	-	white up and double glazed
ROOF	-	plain roof tile to main roof with flat roof to dormer
EAVES	-	white PVCu plastic soffit and fascias
R/W GOODS	-	black PVCu half round guttering with 63mm diameter downpipes

THE CONTRACTOR IS TO PROVIDE SAMPLES FOR APPROVAL BY THE CLIENT AND THE LOCAL PLANNING AUTHORITY WHERE REQUIRED.

Wayne Gander MCIAT
Architectural Technologist
98 Durrington Lane
Worthing
West Sussex BN13 2RQ
Tel/Fax 01903 694817

Worthing Borough Council
28 JAN 2008
Certificate of Lawfulness Issued

PROPOSED ELEVATIONS 1:100

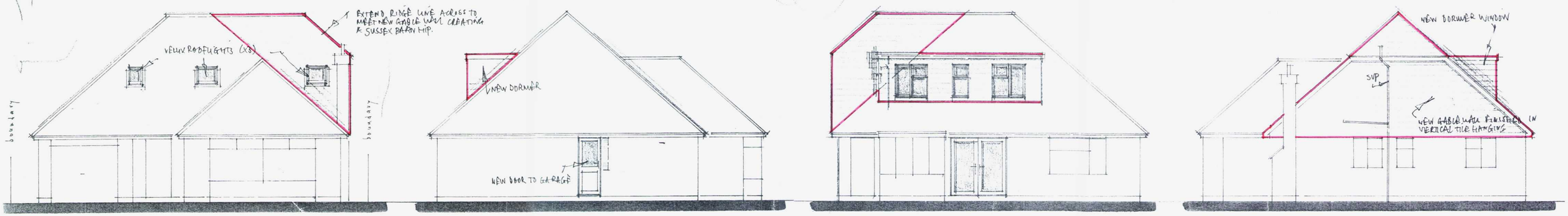

FRONT SIDE REAR SIDE

17 BERNARD ROAD, WORTHING
Proposed loft conversion

Nov. 2007

Drawing no. WT/BR/01

BOROUGH OF WORTHING
03.12.07
07 / 1480 / CLP