CONSTRUCTION ENVIRONMENTAL MANAGEMENT PLAN

In respect of

The Padel Courts

On behalf of

American Express Elite Football Performance Centre

Document Status

Version	Purpose of Document	Authored By	Approved By	Review Date
2.0	Updated FINAL	Phil Willoughby	S.Welch	19.05.2025
3.0	Updated FINAL	Phil Willoughby	S.Welch	04.08.2025

Approval for Issue

S.Welch 04.08.2025

This report was prepared by Construction Management Contracts Ltd ('CMC') within the terms of its engagement and in direct response to a scope of services. This report is strictly limited to the purpose and the facts and matters stated in it and does not apply directly or indirectly and must not be used for any other application, purpose, use or matter. In preparing the report, CMC may have relied upon information provided to it at the time by other parties. CMC accepts no responsibility as to the accuracy or completeness of information provided by those parties at the time of preparing the report. The report does not take into account any changes in information that may have occurred since the publication of the report. If the information relied upon is subsequently determined to be false, inaccurate or incomplete then it is possible that the observations and conclusions expressed in the report may have changed. CMC does not warrant the contents of this report and shall not assume any responsibility or liability for loss whatsoever to any third party caused by, related to or arising out of any use or reliance on the report howsoever. No part of this report, its attachments or appendices may be reproduced by any process without the written consent of CMC. All enquiries should be directed to CMC.

Prepared by:	Prepared for:
Construction Management Contracts Ltd Phil Willoughby Construction Director	American Express Elite Football Performance Centre

Contents

1 INTRODUCTION 1
2 PROPOSED DEVELOPMENT AND SITE CONTEXT 3
3 CONSTRUCTION PROGRAMME AND ACTIVITIES 6
4 CEMP RESPONSIBILITIES 11
5 TRAINING SITE RULES AND COMMUNICATION WITH THE COMMUNITY 12
6 ENVIRONMENTAL CONTROL MEASURES BY TOPIC 15
7 MATERIALS AND RESOURCE USE AND WASTE MANAGEMENT 22
8 AUDITING MONITORING AND REVIEW 23

1 INTRODUCTION

1.1 This Construction Environmental Management Plan (CEMP) has been prepared to support the construction of The Padel Courts at the American Express Elite Football Performance Centre complex detailed under planning application reference AWDM/1188/24. The site is located within the wider BHAFC training ground estate.

1.2 This report identifies necessary mitigation measures to reduce or prevent potential effects upon the environment and nearby sensitive receptors during the construction phase of the project.

1.3 Construction activities at the site shall not commence until such a time as the CEMP has been approved in writing by the Adur & Worthing District Council (AWDC)[1], to ensure environmental effects are mitigated and controlled appropriately. The approved CEMP shall be adhered to throughout the period of construction activities unless otherwise agreed in writing by AWDC.

1.4 The purpose of this CEMP is to specify the overarching principles and detailed measures to minimise and mitigate the effects of the construction activities associated with the development of the site. It will also ensure that construction activities cause minimum disruption to the local residents and members of the public by achieving a safe and secure working environment. More specifically, the CEMP aims to:

- Ensure that relevant mitigation measures set out in the technical reports as submitted in support of the planning application are implemented during all construction activities;
- Take into account relevant planning policy as specified above; and
- Ensure that relevant legislation, Government and industry standards, and construction industry codes of practice and best practice standards are complied with.

1.5 The CEMP details the environmental controls and procedures that will need to be adopted throughout the construction phase, thereby providing a tool to ensure the successful management of potential adverse effects as a result of the construction activities. It sets out roles and responsibilities for the management of these controls and procedures.

[1] A local authority has 8 weeks ("the determination period") to approve the discharge of planning conditions. However, if AWDC fails to decide the application within this period, planning conditions are deemed to have been discharged in accordance with the Development Management Procedure Order 2015.

1.6 Liaison with neighbours and interested parties will continue throughout the project.

1.7 The CEMP includes the following:

- Description of the proposed scheme, as well as the site context, identifying receptors that could be affected by any construction activities;
- Outline of the site preparation, enabling and construction programme;
- Description of the main activities, including the anticipated construction plant;
- Outline of the waste management procedures to be adopted;
- The responsibilities for managing, implementing and monitoring the CEMP;
- Training to be provided and 'site rules' to be adopted;
- Communication, including external reporting and community relations;
- General construction requirements; and
- A description of the potential environmental impacts and required measures for avoiding or minimising these impacts.

1.8 Any changes and/or improvements to the CEMP will be made in consultation with AWDC, specifically, the Environmental Health Officer.

2 PROPOSED DEVELOPMENT AND SITE CONTEXT

Site and Surroundings

The Padel Courts will be contained within the redline boundary shown in Figure 1 below; totalling approximately 0.1 ha of land lying to the East of BHAFC Elite Football Performance Centre off Mash Barn Lane, Lancing. The land comprises a developed site of sports use. Built-up areas immediately adjacent to the site are a mixture residential estates, Brighton City Airport, New Monks Farm Country Park, railway line and the A27.



Figure 1: Redline Boundary

Scheme Description

2.1 This planning application seeks approval for the provision of an indoor padel court facility accompanied by a supporting building with changing and multipurpose area that can be used as a social or educational space.

The Club's brief requires each of the areas to be secure and private, with physical connections and circulation routes linked to existing facilities, as follows:

Ground Floor

- 2 Indoor Padel Courts
- Seating and Social Area
- Male & Femal Changing Areas
- Male and Female WCs
- Accessible WC and Shower
- Kitchen
- Plant Room
- Cleaner's Cupboard

First Floor

- Multifunctional Space

Roof

- Plant & solar panels

3 CONSTRUCTION PROGRAMME AND ACTIVITIES

Construction Programme

3.1 The target build programme for the Padel Court project will be circa 25 weeks. Construction activities are planned to commence in late Summer 2025 with completion being in Spring 2026. The full details of the construction programme and methodology are being developed by CMC Ltd at which time the CEMP will be updated and agreed with ADC. A plan illustrating the proposed project is shown in Figure 2.

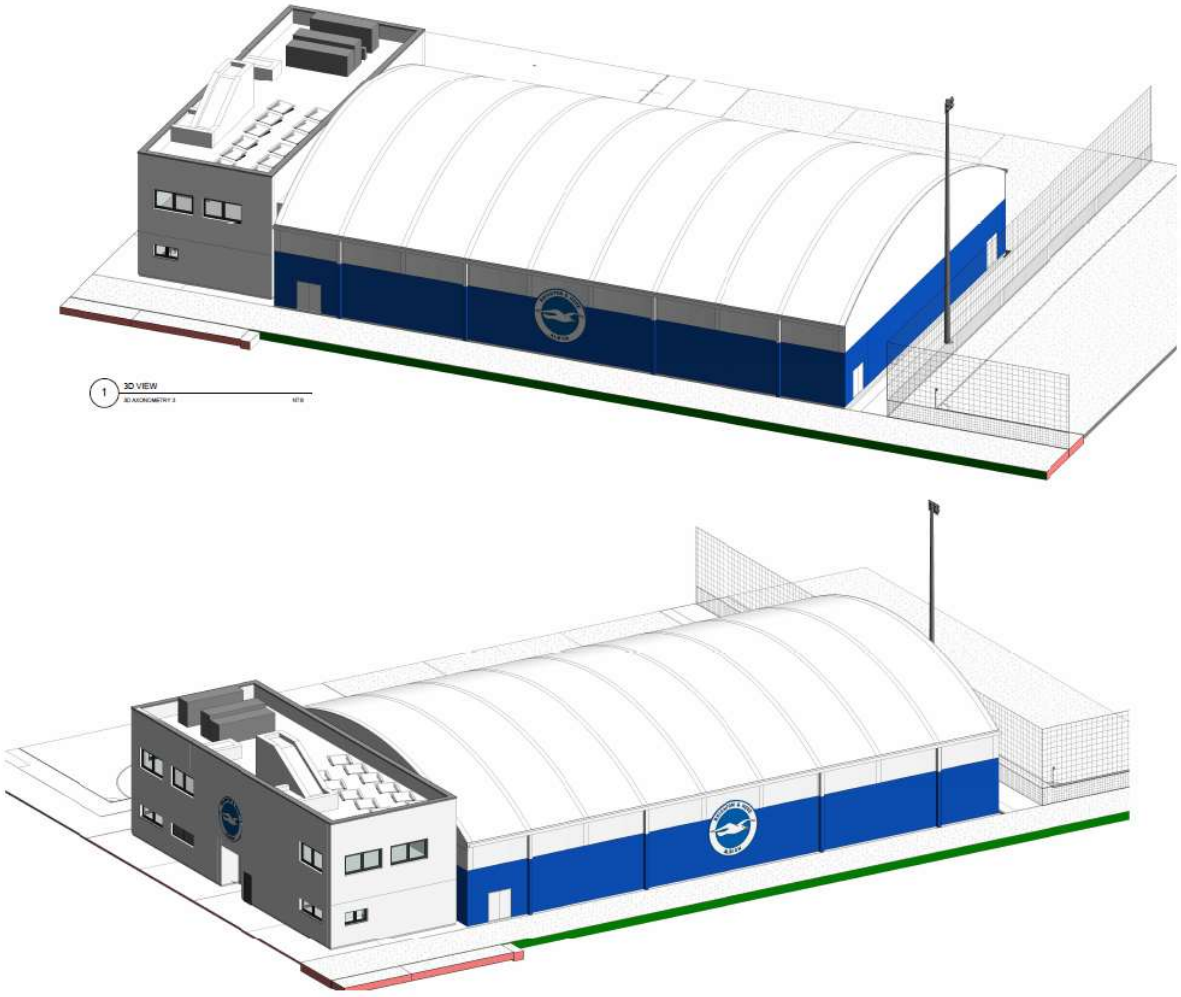

Figure 2: Development Proposal

3.2 The construction is likely to consist of the following activities:

- Site set-up works including establishment of secure site access, works signage, dedicated laydown area(s) and construction compound;
- Site preparation including removal of running hill, reduce level dig, groundworks operations such as foundations, drainage and main service ducts;
- Erection of building structure in a pre-determined sequence across the site;
- Installation of building facades including window and external doors;
- Installation of roof covering system including associated PV installations, rooflights and general access stairs/ladders;
- Installation of floor structure and associated stairs;
- Installation of mechanical and electrical installations in association with internal fit-out works and external service works;
- Fit-out of Padel Court with surfacing, fixtures and fittings
- External works.

3.3 The Padel Court facility will have a design life of approximately 25 years. Planned maintenance is an important part of maintaining the facility to a suitable standard in order that its life expectancy is met or exceeded.

Site Set Up and Compound

3.4 Fig.3 Site Set-Up : Our main construction compounds is a hub for the core project management (engineering, planning and construction delivery), commercial and administrative staff associated with the construction of this project. They will include an area for plant, equipment and materials storage, as well as providing main welfare facilities for construction staff. The location will be chosen for the suitability of its size, it does not affect day-to-day operations of the training ground, and can be securely fenced and locked to ensure that prohibited personnel are not able to gain access.

- A pedestrian route from the contractors compound to the working site area will be located carefully to ensure pedestrians are segregated from vehicular traffic, and also away from general operations.
- This compound will provide a valuable set down and holding area for site equipment and materials, prior to it being moved to the working area. This means we can keep the working site area to a size that does not impact the operation of the training ground nor encroach unnecessarily on wider site users.
- The contractors compound with be contained using Heras type fencing with access gates where required. Statutory H&S signage will be displayed along with site specific safety notices to inform the site operatives of activities being undertaken on site.

- Chapter 8 barriers will be used within the compound to segregate pedestrians from construction plant or vehicles manoeuvring within the compound.
- All contractors vehicles will be parked in a designated area within the existing training ground car-park as identified on the site set-up plan Fig 3.

3.5 Site Set-Up: Although there are many types of construction-based materials that could be defined as hoardings, the actual definition of a hoarding is a temporary, boarded and solid fencing unit that is used in a public setting established around the perimeter of a construction site. Their primary purpose is to protect the general public from any construction work in the area such as dust, debris, spillages or accidents.

3.6 Fig.4 identifies the intended position of our site hoarding positioned around the perimeter of the building footprint. It will be necessary for the hoarding to be positioned to suit the construction activity being undertaken at the time so its exact location will be monitored and changed on a weekly basis and to suit day-to-day operational activities at the stadium.

3.7 The selection of hoarding system was important to provide maximum versatility in respect of expanding and shrinking the working area but also to maintain separation of site activities from the general public and users of the training ground. Fig.5 details our selected hoarding system which comprises water filled plastic bases with an upper section of fence giving an overall height of 2.1m. This hoarding module is a designed system which can integrate pedestrian and vehicle gates to ensure the line of protection and security is maintained to our site perimeter.

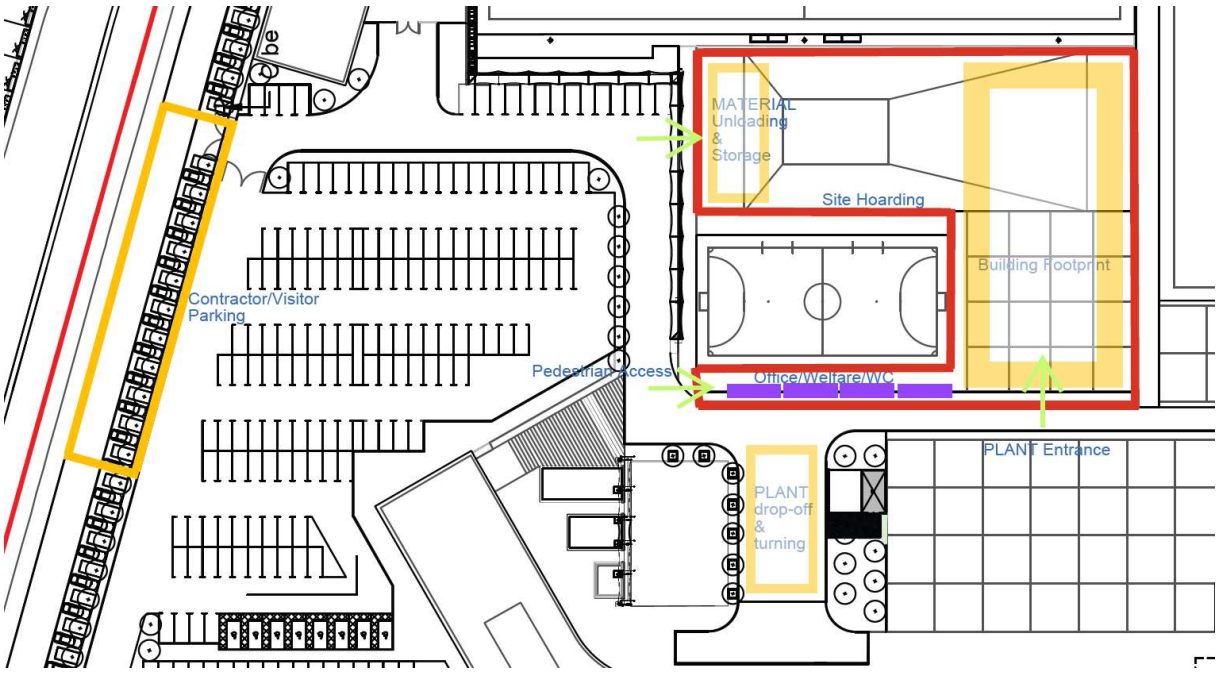

Figure 3: Site Set Up Logistics

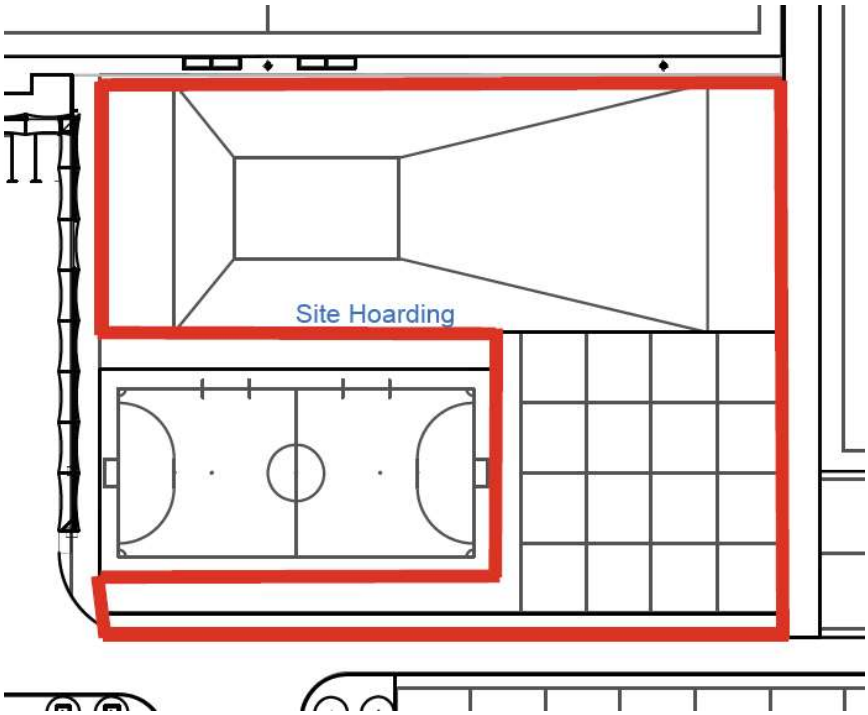

Figure 4: Site Hoarding



Figure 5: Novus Barrier with Mesh Fence

Considerate Constructors Scheme (or similar)

3.8 The Principal Contractor will not be registering the site under the national 'Considerate Constructors Scheme' but will have a management system in place that would meet with the requirements of the scheme. This scheme will seeks to:

- Minimise any disturbance or negative impact (in terms of noise dirt and inconvenience) sometimes caused by construction sites to the immediateneighbourhood;
- Eradicate offensive behaviour and language from construction sites;and
- Recognise and reward the constructor's commitment to raise standards of site management, safety and environmental awareness beyond statutoryduties.

Hours of Work

3.9 It is proposed that the standard working hours for all works on site will be:

- 0800 – 1800 Monday to Friday; and
- 0830 – 1300 Saturdays

3.10 The Principal Contractor will continue communication lines with any nearby adjoining neighbours to confirm working hours. No continuous 24-hour activities are envisaged and any necessary working on Sundays or Bank Holidays will be subject to reasonable notice with prior approval from the AWDC. Any change to working hours will be agreed in advance with the AWDC Environmental Health Officer.

3.11 These hours will be strictly adhered to unless or in the event of:

- An emergency demands continuation of works on the grounds of safety;and
- Completion of an operation that would otherwise cause greater interference with the environment / general public if left unfinished.

Traffic Management: Access and Routing

3.12 The construction access will be via Mash Barn Lane which is the main entrance to the BHAFC estate.

3.13 All of the private estate roads are constructed to a standard acceptable to receive the expected construction traffic and plant with no additional works required to upgrade them.

3.14 Temporary signage will be used to direct construction traffic to the site along the proposed construction traffic route utilising existing street furniture (e.g. lampposts).

3.15 A Delivery Management System will be used to plan deliveries entering the site. The site management will manage this system along with its contractors and a delivery schedule provided for the banksman to control. A part of the projects procurement strategy, all trade contractors are advised to avoid peak ours of traffic when scheduling deliveries to site. These peak periods are 08:00 – 09:30 and 16:30 – 18:00). Given the low number of construction vehicle movements articulated and rigid HGVs will utilise the main access roads and management measures will be implemented. Telehandlers, or similar vehicles, will be used to offload materials and other equipment from the HGVs and to transport these to the position of installation.

3.16 All parking for contractor vehicles will be accommodated on-site within the existing car-park facilities available on the BHAFC estate. Contractors will be expected to share vehicles where possible to minimise the number of journeys necessary to the construction site.

3.17 The type and number of vehicles generated during construction period will vary according to the different stages of the construction programme, and the type and intensity of work being undertaken at the different stages.

3.18 Our estimated volume of construction traffic over a 25 week programme is:

- Weeks 1 to 12 of project
    - Vans/cars : Max 10 per day : Various trades and site personnel
    - HGV : Max 10 per day : Muck-away/concrete/deliveries
- Weeks 13 to 25 of project
    - Vans/cars : Max 10 per day : Various trades and site personnel
    - HGV : Max 3 per day : Muck-away/concrete/deliveries

3.19 The Principal Contractor will maintain an up-to-date log of all drivers that will include a written undertaking from them to adhere to use of the approved routes for construction traffic. Directional signage will be implemented to ensure that construction traffic utilises designated routes to minimise the effect on the surrounding road network.

3.20 Post construction, the Padel Courts will not require significant maintenance apart from occasional visits made my smaller light goods vehicles, which already service the maintenance requirements of the existing stadium facility.

Security On-site

3.21 BHAFC operate a 24-hour a day security patrol and facility that will be briefed to monitor daily/nightly activities around the construction site and compound to identify any suspicious activity.

3.22 Only authorised personnel will be permitted on site. All visitors will be required to enter through the main site access and into the contractors site compound and report to the Construction Manager/Site Manager. All visitors will be required to sign in and out to ensure that site management are aware of the number of people on site in the event of an emergency.

3.23 All site operatives and visitors will be required to undergo induction training before progressing to the construction work area, wear the necessary PPE i.e. safety helmet, hi-visibility attire, safety footwear. Visitors will be accompanied by a representative on site at all times.

3.24 The construction site will be checked on a regular basis to ensure that it is maintained in good condition and remains secure. All entrance and exit gates into the site will be secure at all times and the keys positioned adjacent to them to allow personnel to safely evacuate in the event of an emergency. More information will be provided by the Principal Contractor following appointment.

3.25 Banksmen will aid construction vehicles in entering and exiting designated set-down areas. All mobile plant/equipment will be parked safely within the contractors compound and locked within a designated area to prevent tampering, and keys to all plant/equipment will be kept in a secured location.

Lighting

3.26 Lighting on construction sites, whether natural or artificial, is essential to health and safety. Poor lighting can represent significant risks to staff members which can result in accident and injury; the quicker and easier it is to see a hazard the better the likelihood of avoiding it.

3.27 As outlined within Section 35 of The CDM Regulations (2015), the development site must be provided with suitable and sufficient lighting, which must be, so far as is reasonably practicable, by natural light. This relates to both the construction site as well as the approach and traffic route to the development site. The private estate roads within the BHAFC estate all have lamp standards to provide general lighting during the hours of darkness.

3.28 Site lighting will be at the minimum luminosity necessary to enable the safety and security of the construction site. Lighting will be designed to avoid any ocular distraction for pilots on approach to the airport and will consist of flat cut-off glass with no light spill above the horizontal plane. Where appropriate, lighting to site boundaries will be provided and illumination will be sufficient to provide a safe route, albeit no public access to the site will bepermitted.

3.29 Where appropriate, lighting will be activated by motion sensors to prevent unnecessary usage. It will comply with the Institute of Lighting Professionals' Guidance notes for the reduction of obtrusive light.

3.30 In determining any temporary construction lighting arrangements for the site, due consideration will be given by the Principal Contractor to sensitive receptors that may experience a nuisance by the light, including wildlife. General control measures for the use of lighting on site are outlined below:

- Temporary site lighting when used adjacent to residential areas must be fixed with a noise screen to keep noise levels to a minimum;
- As far as is practical, lighting must be directed away from residential properties; and,
- Lighting should always be positioned to preventglare.

4 CEMP RESPONSIBILITIES

Management Structure

4.1 The Construction (Design and Management) Regulations 2015 (CDM Regulations) came into force on 6th of April 2015, replacing CDM 2007. As per the requirements of the CDM Regulations, the client must appoint a Principal Designer and Principal Contractor prior to the commencement of works on site or carry out these duties in respect of the CDM Regulations themselves.

4.2 The Construction Managers for the project who have been appointed by the client are:

- Construction Management Contracts Ltd, 38 Salisbury Road, Worthing, England, BN11 1RD
- The Construction Director responsible for the project is Phil Willoughby
- Contact Details : Mobile 07900 603176 email pw@cm-contracts.co.uk

4.3 Responsibility for all environmental issues relating to the development of the site rests jointly with the client, the Principal Designer and Principal Contractor. Individual responsibilities will be divulged throughout the management team relating to the co-ordination of inspection, monitoring or reporting. The Principal Contractor will have the central role in managing Safety, Heath, Environment and Quality (SHEQ) issues during construction of the development. The Principal Contractor and all sub-contractors will have to implement the environmental control measures set out within this CEMP. Such roles will be finalised at the point of appointment of a Principal Contractor.

5 TRAINING SITE RULES AND COMMUNICATION WITH THE COMMUNITY

Training

5.1 Contractual arrangements will require all contractors to provide suitably qualified staff to manage and execute works for which they are responsible. The Principal Contactor will require that all employees demonstrate an appropriate awareness of local sensitivities, expected code of conduct, working knowledge of the legislation, codes of practice, and guidance relevant to the activities in which they are engaged.

5.2 A training regime shall be implemented to ensure that all staff members, including sub- contractor's personnel, receive focused environmental training to ensure their competence in carrying out their duties on the project.

Site Induction

5.3 The Principal Contractor will operate induction schemes for all personnel to ensure that they are aware of their individual responsibility to comply with the CEMP. The Principal Contractor will be responsible for identifying the training needs of his/her personnel and will ensure that appropriate training is provided. Training will include information on local considerations and the Client's expectations on site behaviour, "toolbox talks" for site operatives to maintain an appropriate level of awareness on health, safety and environmental topics and to advise employees of changing circumstances as work progresses. Records of attendance will be kept also for auditing purpose.

Toolbox Talks and Method Statement Briefings

5.4 Toolbox talks and method statement briefings will be given as the work proceeds and will cover the environmental controls related to specific activities undertaken during the construction; for example, clearance of vegetation, protecting wildlife, soil stripping and spill response procedures etc. A full register of toolbox talks and method statement briefing attendance shall be maintained onsite.

Emergency Procedures and Incident Reports

5.5 Procedures will be implemented to respond to any emergency incidents which may occur on site. In order to ensure that compliance with the requirements of the relevant legislation and to avoid or mitigate against any significant environmental impacts, an Emergency Preparedness Plan (EPP) will be developed by the Principal Contractor followingappointment.

5.6 Once completed, all staff will be trained and made aware of the EPP set in place. In the event of any incident the Principal Contractor's Environmental Health and Safety Team will be notified as well as the Client. Additionally, the BHCC Environmental Health Department and any other interested bodies will be notified asrequired.

Training Records

5.7 All training records will be maintained and filed on site. The records shall include the content of the courses (induction and toolbox training), record of attendance and schedule of review.

Site Rules

5.8 The site rules shall be developed to include environmental controls wherever applicable. Site rules should be displayed at the site gate and in any on-site offices or welfare facilities. An initial list of site rules to be implemented on site is provided below; these will be updated and developed further by the Principal Contractor followingappointment:

- All personnel visiting or working on site must complete induction training prior to accessing the site;
- All plant/equipment used during the construction activities must be compliant with the Provision and Use of Work Equipment Regulations 1998 (PUWER), maintenance and relevant certificates must be retained on site;
- All substances to be used or handled on site must have the Control of Substances Hazardous to Health (COSHH) assessment available on site for staff members to consult;
- At the end of each working day all means of access, e.g. steps, ladders left in position must be secured/removed to prevent unauthorised persons (especially children) accessing the site and hazardous areas;
- Smoking will be prohibited on site, except in designated areas, and the possession or use of alcohol and drugs is strictlyprohibited;
- Site welfare facilities (e.g. portable toilets and canteen facilities) must be maintained for the duration of the demolition and construction activities;
- Standard Personal Protective Equipment (PPE) is required on site at all times, as well as additional Protective Equipment as required for specificworks;
- All work areas must have clear, well maintainedsignage;
- All waste materials must be collected and removed from site at regular intervals;
- No fires will be permitted on site; and,
- Acts of threat or violence will not be tolerated and any offender will be removed and permanently excluded from the site.

On Site Communication

5.9 A full contact list containing names, job titles and contact numbers of the project team members, shall be produced and maintained.

Community Relations

Statutory Authorities and Interested Parties

5.10 The Principal Contractor, in conjunction with the client, will be responsible for the liaison on environmental matters with statutory and non-statutory authorities. In particular, liaison with nearby adjoining owners, will be required to avoid conflicts of operations, deliveries, removals and other highwaysmatters.

5.11 Where necessary, consultation will be established and maintained with a number of regulatory bodies with regard to the environmental aspects of this project, which are deemed to be extremely minimal.

Complaints Management

5.12 A formal complaints procedure will be developed; a named construction manager will be responsible for receiving, recording and responding to external complaints and will have their email address displayed for quick response to complaints. The complaints will be logged, together with a record of the responses and actiontaken.

6 ENVIRONMENTAL CONTROL MEASURES BY TOPIC

6.1 The following sections of this CEMP describe the general mitigation control measures to be implemented throughout development, on a topic-by-topic basis, to ensure the protection of the environment from potential adverse effects from thedevelopment.

Dust and Air Quality

6.2 The site preparation works will include various activities which have the potential to generate particulate emissions arising from dust, particularly in dry and windy conditions. The main sources of particulate emissions during these activities include traffic and equipment usage, soil and material handling, storage and sitepreparation.

6.3 Wheel Washing – Any site clearance and excavation works will be undertaken within the limits of the site boundary, with spoil heaps being placed within the site close to existing tarmac estate roads. Our intention is to load all muck-away vehicles while they are sitting on a clean estate road. Any overspill of spoil will be cleaned up by an operative immediately. We don't have the space to employ a large wheel wash facility so the activity of clearing spoil will be carefully planned to ensure no muck finds it way onto roads. A pressure washer will be on site should any minor clean ups be required.

6.4 The Principal Contractor will be required to control and limit dust, air quality. A number of mitigation methods will be implemented to minimise the nuisance and impact arising from dust. Examples of such measures are set out in the table below, although not all of these will be necessary or feasible for this particular construction project.

Table 1: Dust Mitigation Measures – Examples Taken from BPM Guidance

Sector	Mitigation
Site Management	• Develop and implement a stakeholder communications plan that includes community engagement before work commences on site; • Develop a site-specific dust management plan; • Display the name and contact details of person(s) accountable for air quality pollutant emissions and dust issues on the site boundary; • Display the head or regional office contact information; • Record and respond to all dust and air quality pollutant emissions complaints; • Make a complaints log available to the local authority when asked; • Carry out regular site inspections to monitor compliance with air quality and dust control procedures, record inspection results, and make an inspection log available to the local authority when asked; • Increase the frequency of site inspections by those accountable for dust and air quality pollutant emissions issues when activities with a high potential to produce dust and emissions and dust (sic) are being carried out, and during prolonged dry or windy conditions; • Record any exceptional incidents that cause dust and air quality pollutant emissions, either on or off the site, and the action taken to resolve the situation is recorded in the logbook.

Preparing and Maintaining the Site	• Plan site layout: machinery and dust causing activities should be located away from receptors; • Erect solid screens or barriers around dust activities or the site boundary that are, at least, as high as any stockpiles on site; • Fully enclose site or specific operations where there is a high potential for dust production and the site is active for an extensive period; • Avoid site runoff of water or mud; • Keep site fencing, barriers and scaffolding clean using wet methods; • Remove materials from site as soon as possible; • Cover, seed or fence stockpiles to prevent wind whipping;
Operating Vehicles/Machinery and Sustainable Travel	• Ensure all non-road mobile machinery (NRMM) comply with the standards set within the required guidance. • Ensure all vehicles switch off engines when stationary – no idling vehicles; • Avoid the use of diesel or petrol-powered generators and use mains electricity or battery powered equipment where possible; • Support and encourage sustainable travel (public transport, cycling, walking, and car-sharing); • Only use cutting, grinding or sawing equipment fitted or in conjunction with suitable dust suppression techniques such as water sprays or local extraction, e.g. suitable local exhaust ventilation systems; • Ensure an adequate water supply on the site for effective dust/particulate matter mitigation, such as for wheel washing (using recycled water where possible); • Ensure equipment is readily available on site to clean any dry spillages and clean up spillages as soon as reasonably practicable after the event using wet cleaning methods. This may include for the deployment of sweepers.
Waste Management	• Reuse and recycle waste to reduce dust from waste materials; • Avoid bonfires and burning of waste materials.
Construction	• Ensure soil, sand and other aggregates are stored in bunded areas and are not allowed to dry out, unless this is required for a particular process, in which case ensure that appropriate additional control measures are in place.

Visual Impact

6.5 Appropriate controls will be put in place to protect nearby visual receptors, namely local residents, commercial receptors and users of local roads and paths. These include:

- Screening of the construction site with 2.1m high (minimum) protective barriers where necessary and feasible;
- Construction lighting will be positioned and operated to minimise visual intrusion and nuisance; and
- Stockpiles and mounds will be kept away from sensitive receptors and will be enclosed or securely sheeted where appropriate.

Ecology

6.6 The Principal Contractor will ensure that any activities associated with the construction that may have a negative effect on ecology (i.e. through direct impacts on habitats or species, or through exposure to dust air quality and noise) will be monitored and appropriate mitigation measures employed to reduce the impact to acceptable levels. Mitigatory measures included within the CEMP include:

- Site walkovers prior to commencement of construction activities;
- Suitable lighting directed away from potential habitats so as not to disturb birds or bats, and the avoidance of night-working; and
- The undertaking of regular toolbox talks to make sure that construction workers are aware of the importance of avoiding pollution of water courses/ ditches and being aware of all other ecological receptors within and adjoining the site.

Water Resources and Flood Risk

6.7 The appointed Principal Contractor will take precautions during construction activities to protect the local drainage system, nearby watercourses and groundwater from siltation or pollution. Any effluent encountered during the construction phases will not be directly discharged to surface or foul drains without the prior consent of the appropriate body.

6.8 The following additional mitigation measures will be implemented, where applicable, to protect the water environment and surface water quality during all construction activities:

- An Emergency Preparedness Plan (EPP) will be created prior to site preparation activities starting on site and will be reviewed and updated regularly by the Principal Contractor. The EPP will be an up-to-date document containing information on the location of spill response equipment, the location of sensitive receptors (e.g. live drainage systems and watercourses) and the incident response procedure to be followed;
- All staff will be trained and made aware of the EPP set in place. In the event of any incident, the Site Manager will be immediately notified and will coordinate necessary remedial actions. Additionally, the BHCC Environmental Health Officer and the Environmental Agency be notified of any significant pollution event (noting that this is highly unlikely to occur given the nature of the works and the lack of hazardous substances used in the construction);
- Spill kits will be on hand to address any minor incidents such as fuel leaks from vehicles. If any fuel, oil or solvents which are temporarily stored on site will be contained within bunds or drum pallets, and covered where possible to prevent the accumulation of rainwater or damage;
- The Principal Contractor will take precautions during the construction works to protect the entire drainage system from siltation or pollution, including installing any temporary drainage as required;
- Wastewater generated from construction activities such as dewatering trenches will be disposed of in accordance with relevant legislation and should not be discharged directly to surface or foul drains without appropriate licences in place; and
- Roads and hard surfaces will be kept clean, to prevent a build-up of mud and sediment.

6.9 As the site is not in an area at risk of flooding and the proposed Fan Zone will not require active drainage or increase the rate of run-off from the site, no specific mitigation measures are required with respect to flood risk.

Ground Conditions, Contamination and Hazardous Material

6.10 The operation of construction vehicles and the handling, use and storage of hazardous materials will be undertaken as follows:

- Construction vehicles and plant will be regularly maintained and supplied with spill kits and drip trays to reduce the risk of hydrocarbon contamination;
- Refuelling would not be expected to take on site. However, were this to prove necessary, this activity would take place in specified areas with drip trays installed to collect leaks from diesel pumps;
- The handling, use and storage of hazardous materials will be undertaken in line with the current best practice, this includes secure storage of any substances falling under the Control of Substances Hazardous to Health (COSHH) system;
- If necessary, adequate bunded and secure areas will be provided for the temporary storage of fuel, oil, solvents and chemicals, as far away from drainage as possible; and
- Spill containment equipment such as absorbent material will be held onsite.

6.11 A member of staff will be nominated to control and monitor the COSHH system (if applicable). Suppliers must send data sheets for every hazardous substance to the site. The assessment information sheet is completed in conjunction with Supervisors and Safety Managers who then brief staff members who will be using the substance, on its safe use, disposal and any emergency procedures. Written records of these briefings will be kept in A COSHH file held on the site.

7 MATERIALS AND RESOURCE USE AND WASTE MANAGEMENT

Waste Management

7.1 Due to the nature of the construction works, very little waste is expected to be generated. In particular, the Padel Court structure will be pre-manufactured prior to delivery, The facilities building structure is constructed of traditional masonry and concrete materials. However, general construction can produce small quantities of the following wastes: hardcore, cardboard, wood, pallets, paper, plastics (e.g. shrink wrap and banding), metals (typically aluminium), glass, concrete, gravel and waste soil. There are no demolition works required. Enablings works will remove a spoil heap of which the material will be recycled by a licensed handler for re-use as a construction material. All other waste will be segregated, stored and sent for off-site disposal or recycling. Our licensed waste carriers operate a waste separation service ensuring that all waste where possible is recycled.

7.2 The development is likely to require some excavation of soils associated with the construction compound, building substructure and service trenching etc.

7.3 A basic Site Waste Management Plan (SWMP) has been prepared by the Principal Contractor. This plan will set the way in waste resources will be managed during the site preparation and construction works. Such a plan will likely include thefollowing:

- Actions to meet the waste hierarchy in accordance with the principles of the Government's "Waste Strategy 2000", and the Site Waste Management Plans Regulations 2008 (since repealed). A principal aim during construction will be to reduce the amount of waste generated and exported from site, whereby the intention is first to minimise, then to treat at source or compact and, finally, to dispose of off-site as necessary;

- Assignment of the person within the Principal Contractor's organisation with responsibility for the SWMP. The Principal Contractor will audit waste carriers and disposal facilities and maintain documentary evidence that these requirements are being met. A register of waste carriers, disposal sites (including transfer stations) and relevant licensing details

- procedures for waste will be sorted into different waste types such as cardboard, timber, metal, plastic for return to the suppliers or disposed of into skips for removal by a licenced waste carrier: and

- Any hazardous materials including solvents and chemicals, will be properly sealed in containers at the end of each day, prior to storage in appropriately protected and bunded storage areas.

8 AUDITING MONITORING AND REVIEW

Environmental Monitoring Programme

8.1 Scheduled monitoring of environmental performance and formal compliance auditing of the CEMP will be conducted as and when necessary. This will enable the overall effectiveness of the environmental mitigation measures and compliance procedures to be assessed and allow areas of underperformance to be identified so corrective actions can be taken. The monitoring programme proposed under this CEMP includes weekly and event-based inspections.

Daily Inspections

8.2 Routine visual inspections will be carried out on all activities and work areas in order to check compliance with this CEMP and regulatory conditions. The results of these inspections shall be recorded on a Weekly Site Environmental Form (WSEF).

8.3 Separately, event-based checks shall be conducted by the Principal Contractor following any significant event such as rainfall of sufficient quantity to generate run off, high winds, the receipt of an environmental complaint, issue of a non-compliance report or any exceedance in monitoring results. Event based checks should be record on a separate inspection form detailing the reasons, observations, findings and outcomes of the inspection which should then be attached to the WSEF.

Incident Reporting and Corrective Actions

8.4 All incidents including actual or potential (near miss) for injury, or damage to equipment, property or the environment will be reported to the client and the appropriate regulatory body as soon as practicable after the occurrence. Regardless of how minor the incident appears, it will be reported. An “Incident Investigation Report” will be completed within 18 hours of the event. Prompt reporting will allow an immediate investigation to take place and prevent similar situations occurring.

8.5 The reporting of hazards is the responsibility of all staff and if a hazard or a safety problem is identified, it will be brought to the attention of the Principal Contractor’s Site Manager who will investigate and rectify the situation as soon as practicable.

CEMP Review

8.6 The Principal Contractor will further develop the controls outlined in this CEMP and ensure they are properly implemented and regularly monitored to ensure their effectiveness. Changes to the controls will be instigated if they are not achieving their objectives. The CEMP shall be revised and refined in consultation with the client and BHCC, as required, to ensure it remains consistent with environmental regulatory requirements and conditions of the planning permission.