

FRONT SOUTH EAST ELEVATION

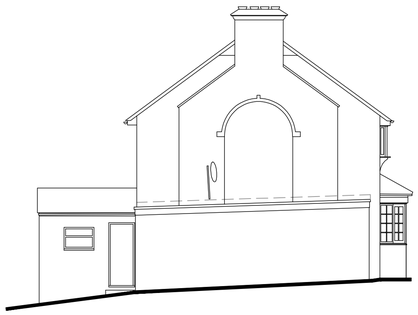

SIDE SOUTH WEST ELEVATION



REAR NORTH WEST ELEVATION

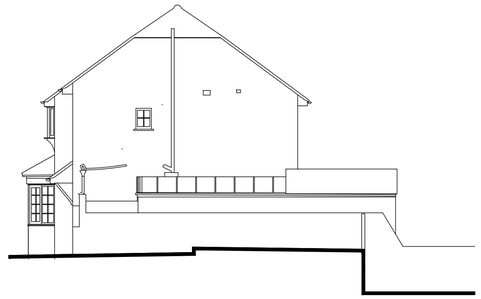

SIDE NORTH EAST ELEVATION

EXISTING ELEVATIONS

Scale 1:100

0m 5m 10m

Scale Bar – 1:100

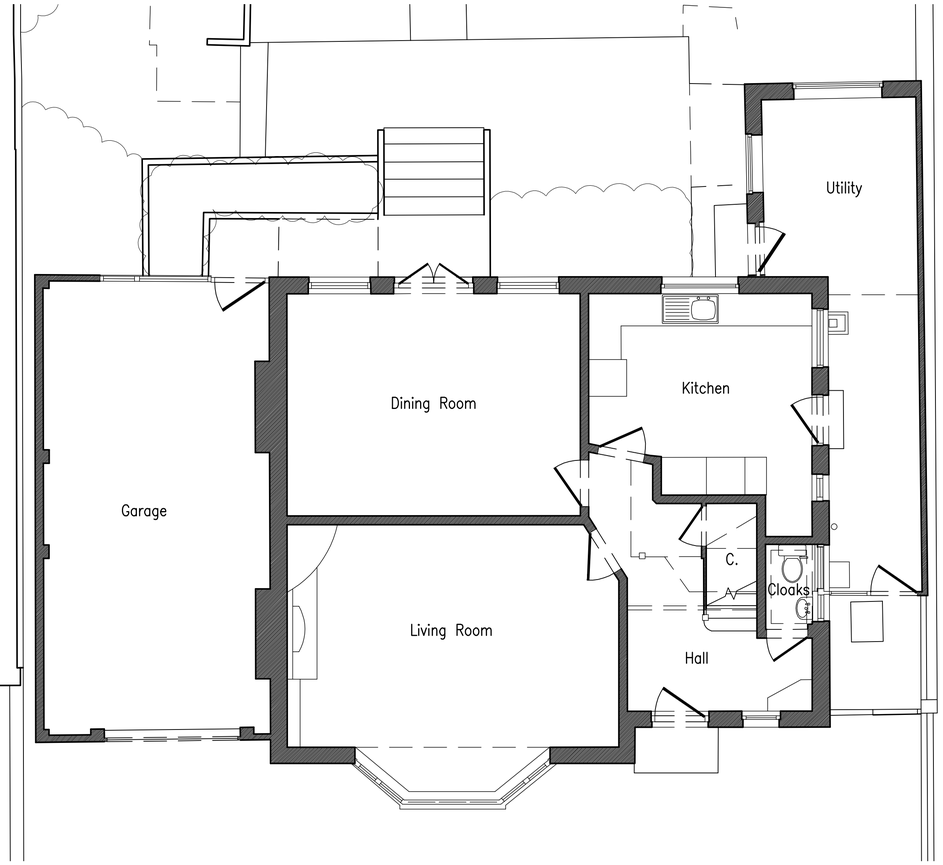

EXISTING GROUND FLOOR PLAN

Scale 1:50

0m 5m 10m

Scale Bar – 1:50

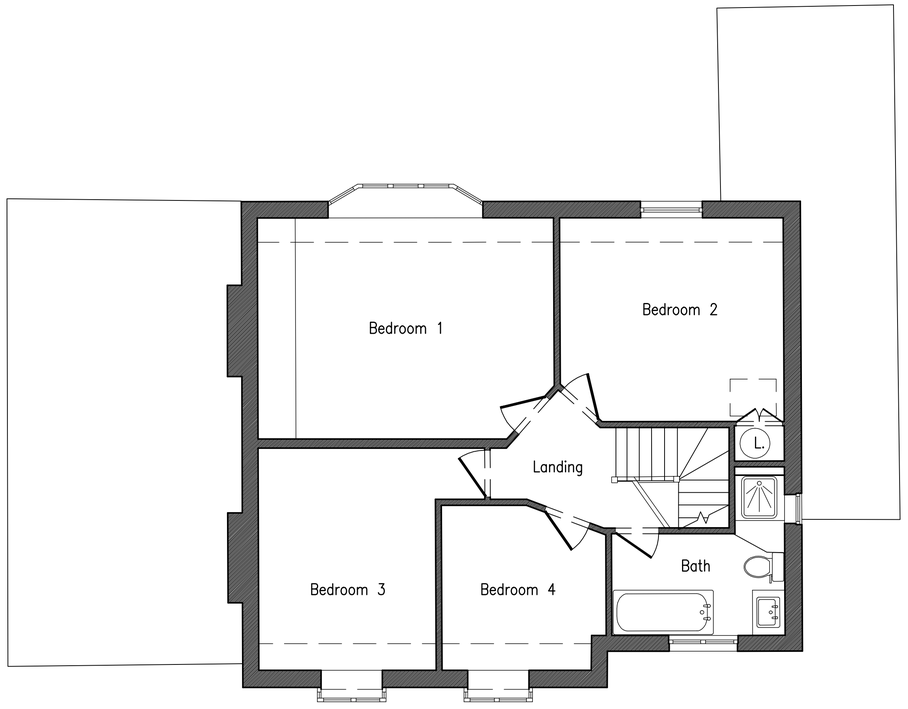

EXISTING FIRST FLOOR PLAN

Scale 1:50

No dimensions to be scaled from drawing except for planning purposes.

The contractor should check all dimensions on site.

It is the contractors responsibility to ensure compliance with Building Regulations.

C.D.M. Regs. 2015. The Client is advised of his responsibilities to appoint a Planning Supervisor under these Regs. All works to comply with the C.D.M. Regs. 2015.

The Party Wall Act. 1996 The property owner is advised of the requirements of the Act, & the requirement to serve a Party Wall Notice on any adjoining owners as required under the act.

REVISIONS:

.

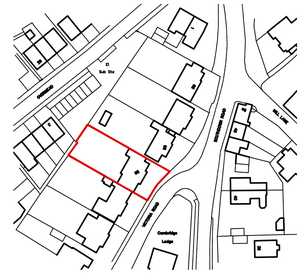

LOCATION PLAN

Scale 1:1250

0m 10m 20m 30m 40m 50m

Scale Bar – 1:1250

Information supplied based on Promap. All dimensions and distances subject to an accurate site survey being undertaken.

ADCS
Architectural Design
Computer Services

30 Foxley Lane
Worthing
West Sussex
BN13 3AD
Tel: 01903 260701
E-mail:
adcs@sky.com

Client

MR M. & MRS A. BLOOMFIELD

Project

PROPOSED ALTERATIONS
95 VICTORIA ROAD
SHOREHAM BY SEA
WEST SUSSEX BN43 5WR

Drawing

EXISTING FLOOR PLANS & ELEVATIONS

Scale	Date	Drawn
1:50 & 1:100 @ A1	05.01.24	TP

Drawing No. **Revision**

1595/P01