

FRONT SOUTH EAST ELEVATION
PROPOSED ELEVATIONS
Scale 1:50

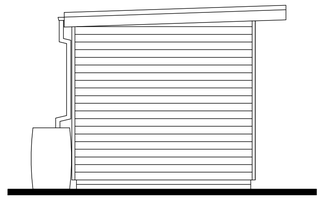

SIDE SOUTH WEST ELEVATION



REAR NORTH WEST ELEVATION

SCHEDULE OF MATERIALS
FRONT & SIDE WALLS ONLY - HORIZONTAL WEATHERBOARDING COLOUR T.B.C.
REAR WALL ONLY - FACING BRICKWORK & MORTAR TO MATCH MAIN HOUSE
ROOF - FLAT ROOF
WINDOWS - NEW PVCu COLOUR WHITE
EXTERNAL DOORS - NEW PVCu DOORS COLOUR WHITE
RAINWATER GOODS - NEW PVCu COLOUR BLACK

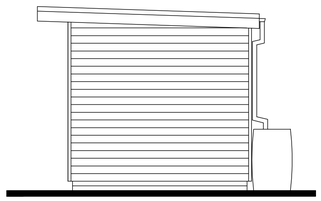

SIDE NORTH EAST ELEVATION

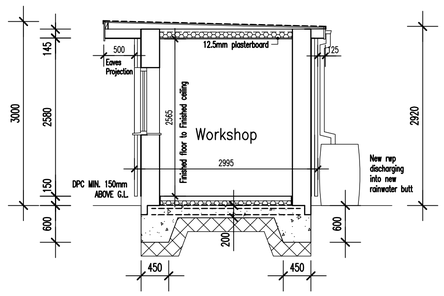

PROPOSED SECTION
Scale 1:50

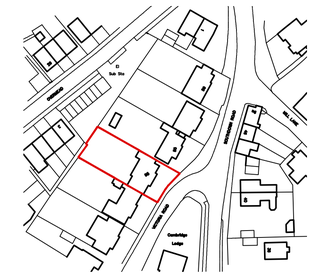

LOCATION PLAN
Scale 1:1250

0m 10m 20m 30m 40m 50m
Scale Bar – 1:1250

Information supplied based on Promap. All dimensions and distances subject to an accurate site survey being undertaken.

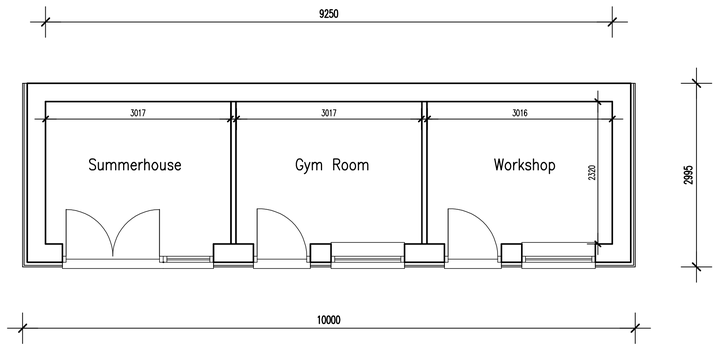

PROPOSED GROUND FLOOR PLAN
Scale 1:50

0m 5m 10m
Scale Bar – 1:50

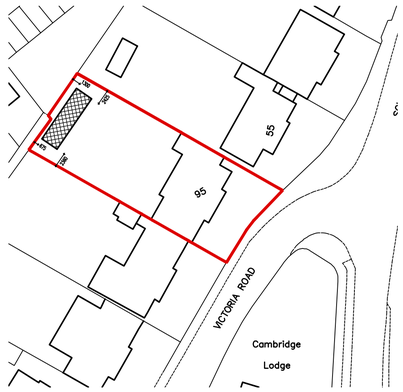

BLOCK PLAN
Scale 1:500

0m 10m 20m 30m 40m 50m
Scale Bar – 1:500

Information supplied based on Promap. All dimensions and distances subject to an accurate site survey being undertaken.

No dimensions to be scaled from drawing except for planning purposes.

The contractor should check all dimensions on site.

It is the contractors responsibility to ensure compliance with Building Regulations.

C.D.M. Regs. 2015. The Client is advised of his responsibilities to appoint a Planning Supervisor under these Regs. All works to comply with the C.D.M. Regs. 2015.

The Party Wall Act. 1996 The property owner is advised of the requirements of the Act, & the requirement to serve a Party Wall Notice on any adjoining owners as required under the act.

REVISIONS:

A. 16.01.24 Amended inaccordance with client's requirements.
B. 25.01.24 1/100 scale bar omitted.

ADCS
Architectural Design
Computer Services

30 Foxley Lane
Worthing
West Sussex
BN13 3AD
Tel: 01903 260701
E-mail:
adcs@sky.com

Client
MR M. & MRS A. BLOOMFIELD

Project
PROPOSED OUTBUILDING
95 VICTORIA ROAD
SHOREHAM BY SEA
WEST SUSSEX BN43 5WR

Drawing
PROPOSED FLOOR PLANS & ELEVATIONS

Scale	Date	Drawn
1:50 @ A1	11.01.24	TP

Drawing No. 1595/P010 **Revision** B