

Proposed South Elevation - Looking North

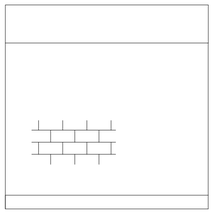

Proposed East Elevation - Looking West

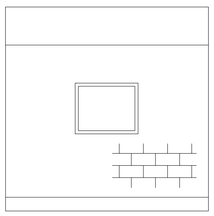

Proposed West Elevation - Looing East

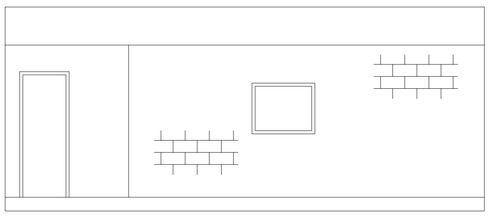

Proposed Rear Garden Elevation - Looking South



© copyright

Copyright of this drawing is retained by Precision Air Surveys Ltd.
Any discrepancies between this drawing and any other information should be reported to Precision Air Surveys Ltd.

KEYPLAN (Not To Scale)

LEGEND

ABBREVIATIONS (WHERE APPLICABLE)

BOLLARD	B	PARAPET HEIGHT	PTH
BRICKWORK	BKWK	PARAPET LEVEL	PTL
COVER LEVEL	CL	RIDGE LEVEL	RID
EAVES LEVEL	EAV	ROOF LEVEL	RL
GULLY	G	RAIN WATER PIPE	RWP
GULLY CHANNEL	GC	SOFFIT LEVEL/HEIGHT	SOL/SOH
INSPECTION COVER	IC	SOIL / VENT PIPE	SVP
INVERT LEVEL	IL	UNABLE TO LIFT	UTL
LOW LEVEL WALL	LLW	UNABLE TO SURVEY	UTS

BUILDING

ARCH SPRINGER HEIGHT	ASH	ARCH SPRINGER LEVEL	ASL
ARCH HEAD HEIGHT	AHH	ARCH HEAD LEVEL	AHL
ACCESS HATCH	AH	HOSE REEL	HR
ACCESS PANEL	AP	RADIATOR	Rad
COLUMN	Col	SKYLIGHT	SL
CUPBOARD	CBD	SERVICE RISER	SVR
ELECTRICAL BOX	EB	VENTILATION	VT
FIRE ALARM	FA	WASH BASIN	WB
FIRE HYDRANT	FH	DRY/WET RISER	DR/WR
HIGH LEVEL WINDOW	HLW	WATER TANK	WT
SOFFIT HEIGHT	SOH	SOFFIT LEVEL	SOL
TOP OF WALL (HEIGHT)	TW 2.00ht	TOP OF WALL (LEVEL)	TW 10.00
LOW LEVEL WALL (HEIGHT)	LLW 2.00ht	LOW LEVEL WALL (LEVEL)	LLW 10.00

FLOORS

FLOOR LEVEL (Visible)	FL	PLINTH (HEIGHT)	PL 0.10ht
FLOOR LEVEL (Structural)	SFL	PLINTH (LEVEL)	PL 10.00
FLOOR LEVEL (False/Raised)	RFL	RAMP / STAIRS DIRECTION	—▸ / ▷
		NUMBER OF TREADS	UP 9 △

BEAMS AND CEILINGS

FLOOR TO BEAM SOFFIT HEIGHT	BH	BEAM SOFFIT LEVEL	BSL
BEAM HEAD HEIGHT	BHH	BEAM HEAD LEVEL	BHL
FLOOR TO CEILING HEIGHT	2.00	CEILING LEVEL	CL 10.00
STRUCTURAL CEILING HEIGHT	SC 2.00	STRUCTURAL CEILING LEVEL	SCL 10.00
ARCH CEILING SPRINGER HEIGHT	CSH	ARCH CEILING SPRINGER LEVEL	CSL
ARCH CEILING HEAD HEIGHT	CHH	ARCH CEILING HEAD LEVEL	CHL
FALSE CEILING	FC	STRUCTURAL CEILING	SC

DOORS

THRESHOLD HEIGHT	TH	THRESHOLD LEVEL	THL
DOOR HEAD HEIGHT	DH	DOOR HEAD LEVEL	DHL
ARCH DOOR SPRINGER HEIGHT	DSH	ARCH DOOR SPRINGER LEVEL	DSL

WINDOWS

FLOOR to CILL HEIGHT	F-C	WINDOW CILL LEVEL	WCL
CILL - HEAD HEIGHT	C-H	WINDOW HEAD LEVEL	WHL
CILL - ARCH SPRINGER HEIGHT	C-ASH	CILL - ARCH HEAD HEIGHT	C-AHH

REV.	Description	DWN	DATE
A	Elevations changed due to layout amendment	SJ	231/9/24

RICS® Regulated by RICS

chartered ices

Notes:

Precision Survey Solutions

181 Nevill Avenue
Hove
East Sussex
BN3 7NG
Tel: 01273 205991
Mob: 07968 532279
E-Mail: sj@precisionairsurveys.com
WebSite: http://www.precisionairsurveys.com

SURVEYED	SJ	CLIENT
DRAWN	SJ	A.P Meredith
CHECKED	PAS	SCALE
		1/50 (A1 Sheet)

48 Fetherston Road, Lancing, West Sussex

Proposed Studio Elevations

Job No	Rev	Drawing Number
24000/AM	-	24000/AM/301/P
Date : July 2024		