Life Size Architecture (trading name of Life Size Architecture ltd) reserves the right to all drawings produced, please see company Terms & Conditions for further details.

Key:

Denotes an area of structural plinth - Height and width of plinth T.B.C. by structural engineers

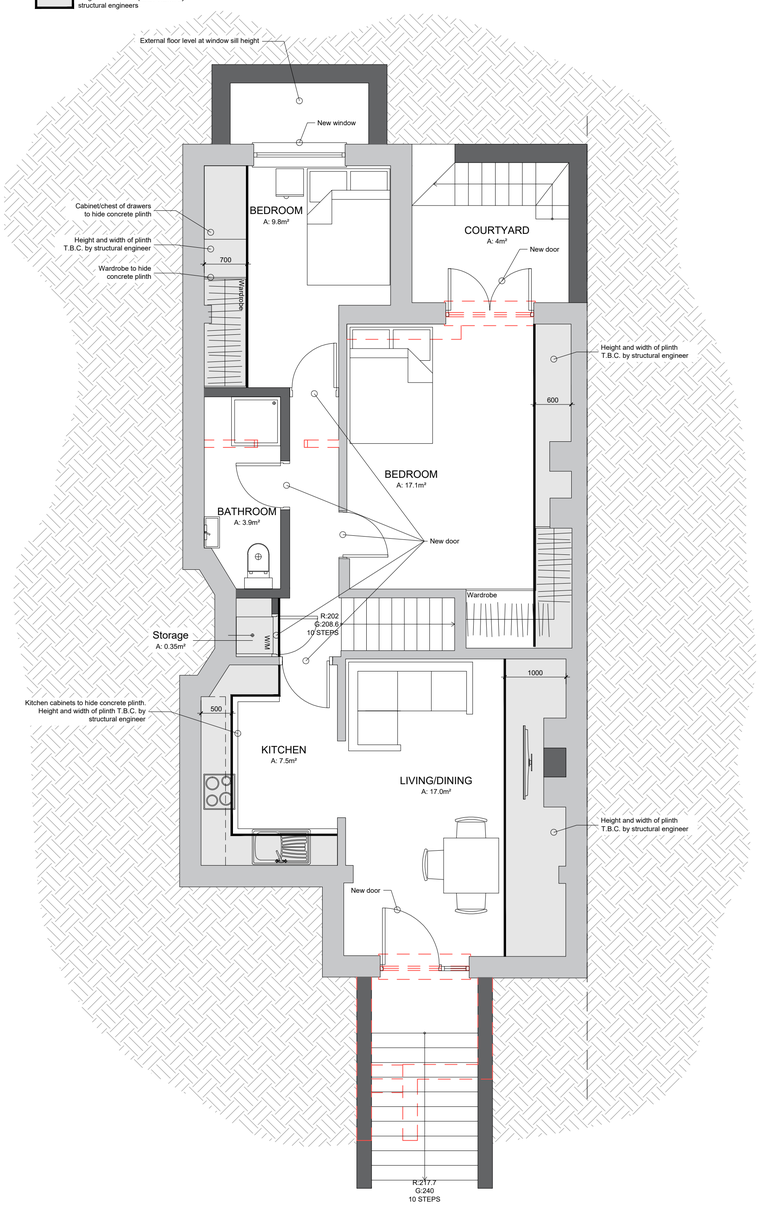

AS PROPOSED BASEMENT FLOOR PLAN 1:50 @ A1

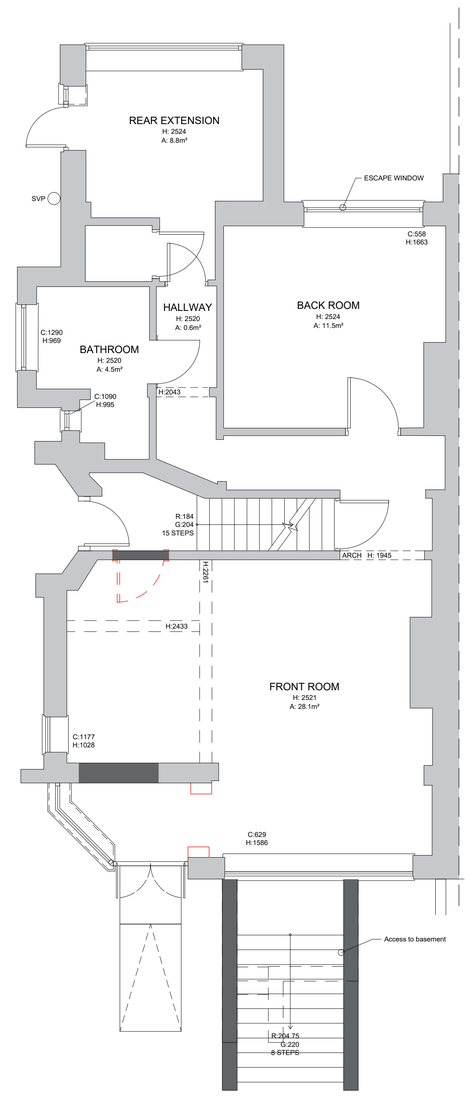

PROPOSED GROUND FLOOR PLAN (OPTION 1) 1:50 @ A1

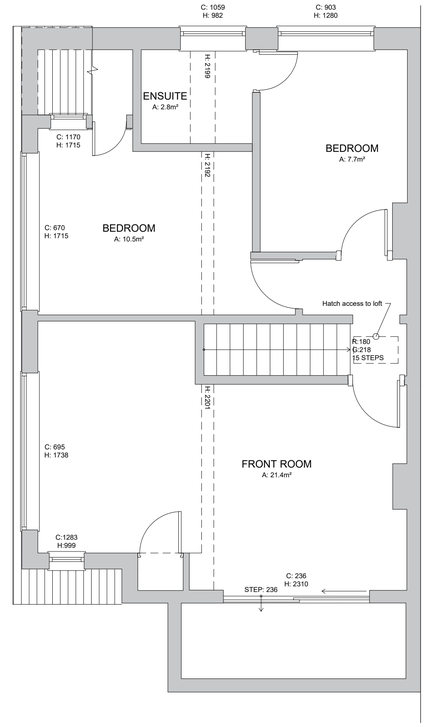

PROPOSED FIRST FLOOR PLAN (OPTION 1) 1:50 @ A1

Note: All dimensions to be checked on site prior to construction

N

0 1.0 2.0 3.0 4.0 5.0 10.0

scale in metres

Notes

Do not scale directly from drawing, all measurements are to be taken from site prior to the commencement of works.

It is the contractors responsibility to ensure compliance with Building Regulations.

LEGEND

- GAS METERS
- ELECTRICAL METERS
- BOILER
- CONSUMER UNIT
- MEGAFLOW UNIT
- RAD RADIATOR
- HTR HEATED TOWEL RAIL
- DIRECTION OF ROOF FALL
- IC INV:311 INSPECTION CHAMBER
- SVP SOIL VENTILATION STACK
- SS STUB STACK
- RWP RAINWATER PIPE
- SVAL GULLEY
- WFD WATER FEED/OR TAPS
- PENDANT LIGHT FITTING
- WALL MOUNTED LIGHT FITTING
- SPOT/ DOWN LIGHT FITTING
- UP LIGHT FITTING
- EXT EXTERNAL LIGHT FITTING
- CEILING FAN
- FD30 30MIN FIRE RATED DOOR
- SD SMOKE DETECTOR
- HD HEAT DETECTOR
- CM CARBON MONOXIDE DETECTOR
- TG TOUGHENED SAFETY GLASS
- OG OBSCURE GLAZING
- 30 30L/S MECHANICAL VENTILATION
- 60 60L/S MECHANICAL VENTILATION
- BS BESPOKE MECHANICAL VENTILATION
- KV KITCHEN VENTILATION FLUE
- BV BATHROOM VENTILATION FLUE
- UV UTILITY ROOM VENTILATION FLUE
- BF BOILER VENTILATION FLUE
- TV TUMBLE DRYER VENTILATION

LIFE SIZE
01273 688 744
studio@lifesizearchitecture.co.uk
www.lifesizearchitecture.co.uk

description:	date:	revision:
Revised	18/10/2023	B
Layouts updated	29/09/2023	A

title:

PROPOSED FLOOR PLANS

project no: **23006BR**

drawing no: **PR01**

drawing status: **PLANNING**

client: ANARA PROPERTY

project: 299 BRIGHTON ROAD, WORTHING

date:	scale:	drawn:	checked:
12/09/2023	1:50 @ A1	BA	MB