

ASPHALT CAR PARK DETAIL
(Scale 1:20)

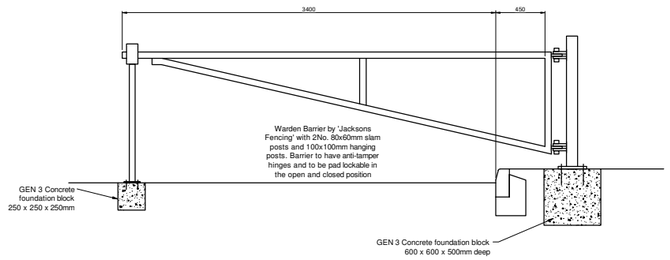

MANUAL CAR PARK ENTRANCE AND EXIT BARRIER DETAIL
(Scale 1:25)

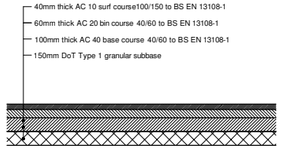

ASPHALT ACCESS ROAD CONSTRUCTION
(Scale 1:20)

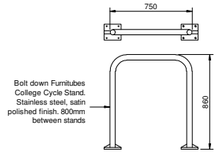

CYCLE STAND DETAIL
(Scale 1:25)

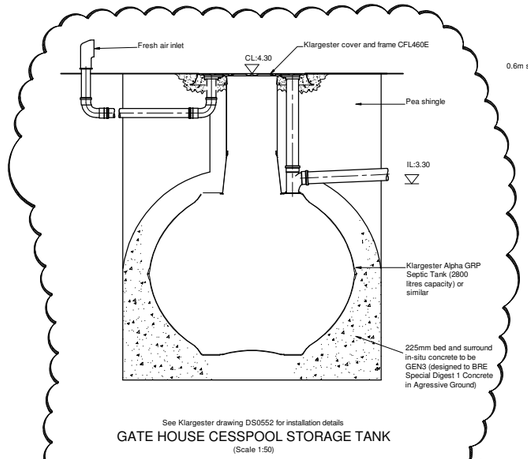

GATE HOUSE CESSPOOL STORAGE TANK
(Scale 1:50)

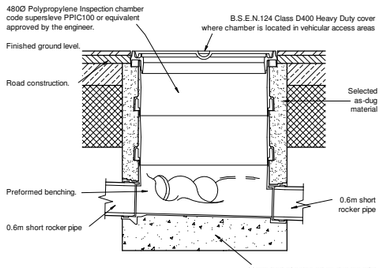

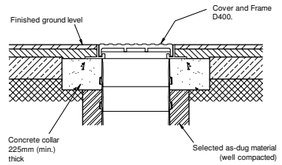

Detail of cover where used under areas accessible to wheeled vehicles with wheel load in excess of 1.5 tonnes
(scale 1:20)

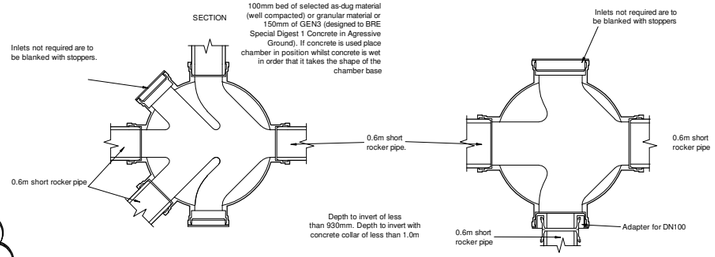

PLAN OF PPIC100

PLAN OF PPIC150

DETAIL OF 480Ø POLYPROPYLENE INSPECTION CHAMBER (PPIC100/150)
(Scale 1:10)

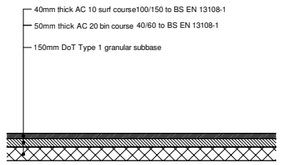

ASPHALT
COVERED PITCH FOOTPATH DETAIL
(Scale 1:20)

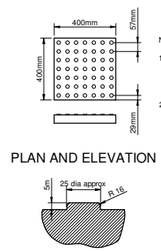

Notes:

1.) Colour - Red for controlled crossings
Buff, or contrasting colour, other than red, for uncontrolled crossings.

2.) Materials- The tactile surface to be constructed flags conforming to BS7263 Part1 Tbl.3 Type F (400x400) and shall be Type TA/F.

PLAN AND ELEVATION

TACTILE PAVING
(Scale NTS)

DETAIL OF DOME

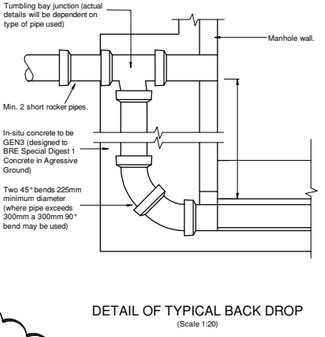

DETAIL OF TYPICAL BACK DROP
(Scale 1:20)

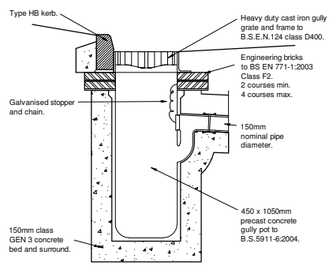

TYPICAL ROAD GULLY
(Scale 1:20)

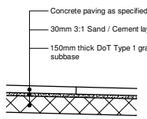

CONCRETE PAVING FOOTPATH
CONSTRUCTION DETAIL
(Scale 1:25)

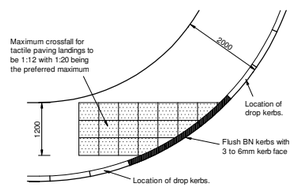

TYPICAL TACTILE PAVING LAYOUT
(Scale 1:25)

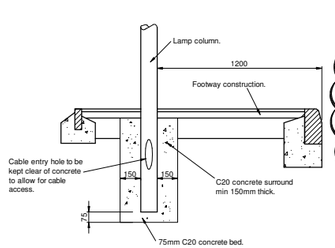

CONCRETE FOUNDATION TO LAMP COLUMN
(Scale 1:20)

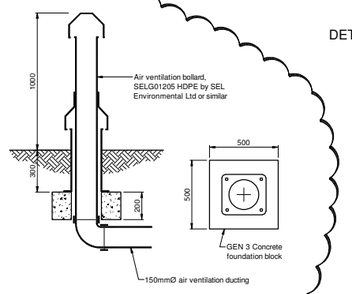

AIR VENTILATION BOLLARD DETAIL
(Scale 1:20)

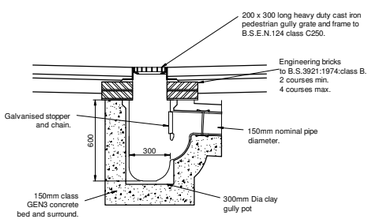

FOOTPATH GULLY
(Scale 1:20)



CONCRETE SLAB CONSTRUCTION
(Scale 1:25)

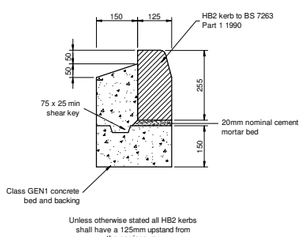

HB2 KERB DETAIL
(Scale 1:10)

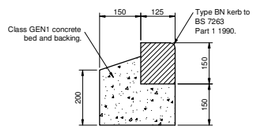

BN KERB DETAIL
(Scale 1:10)

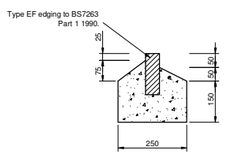

EF EDGING DETAIL
(Scale 1:10)

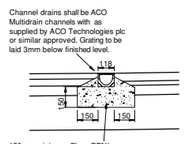

ACO CHANNEL
DRAIN DETAIL
(Scale 1:20)

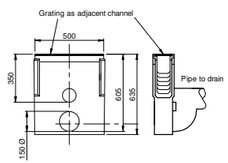

ACO UNIVERSAL
SUMP DETAIL
(Scale 1:20)

NOTES:

1. All dimensions to be checked on site. All details and dimensions relating to sub-Contractors work must be checked and agreed between the sub-Contractor or supplier and the general Contractor.

2. This drawing is to be read in conjunction with all relevant Architect's and Engineer's drawings and specification.

3. The main Contractor is responsible for ensuring the stability of the structure whilst the works are in progress.

4. Any information given regarding existing underground services is given in good faith after consultation with the relevant authority. No liability is accepted by the Consultant and the main Contractor is responsible for obtaining and checking all information and taking due care and attention whilst undertaking the works.

REV	DATE	INT	DESCRIPTION	CHK
P2	03.06.13	AJD	Air ventilation bollard added, tank detail removed	
			Cesspool detail revised	
P1	06.02.13	AJD	First Issue	

Issue Status PRELIMINARY

11 Tungsten Building
George Street
Fishersgate
Sussex
BN41 1RA
Tel: 01273 424424
Fax:01273 424425
email: design@civil.co.uk

the Civil Engineering Practice

CLIENT: Buckingham Group Contracting Ltd

PROJECT: New Training Ground
New Monks Farm, Lancing

TITLE: Construction Details
Sheet 1 of 3

DRAWN	DATE	PROJECT NO.
A Davies	Feb 2013	22044
ENGINEER	CHECKED	ORG. No. / REV.
G Waller		8501 P2
SCALE: As Shown @ A1		