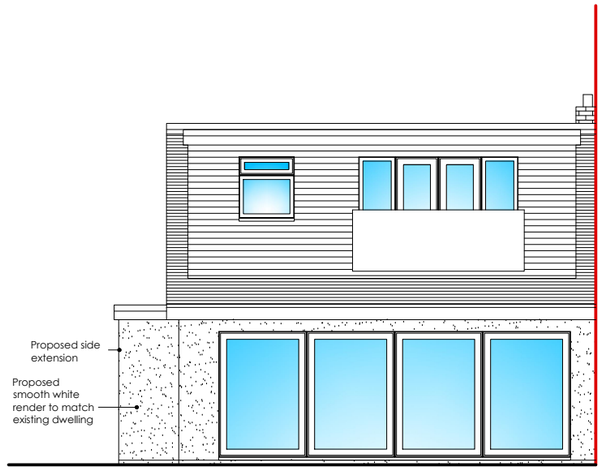


PROPOSED NORTH ELEVATION 1:100

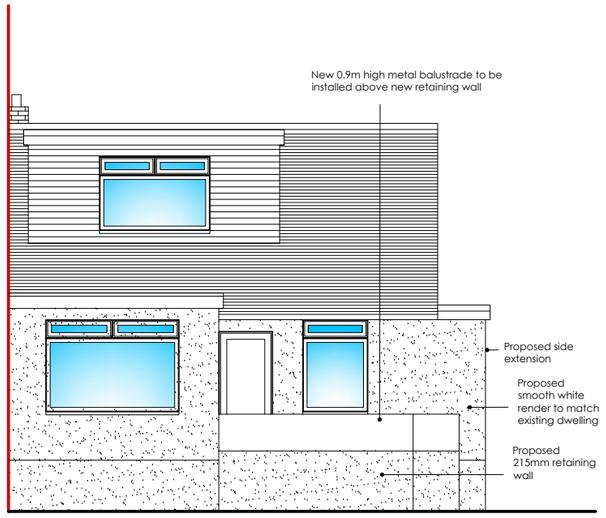


PROPOSED SOUTH ELEVATION 1:100

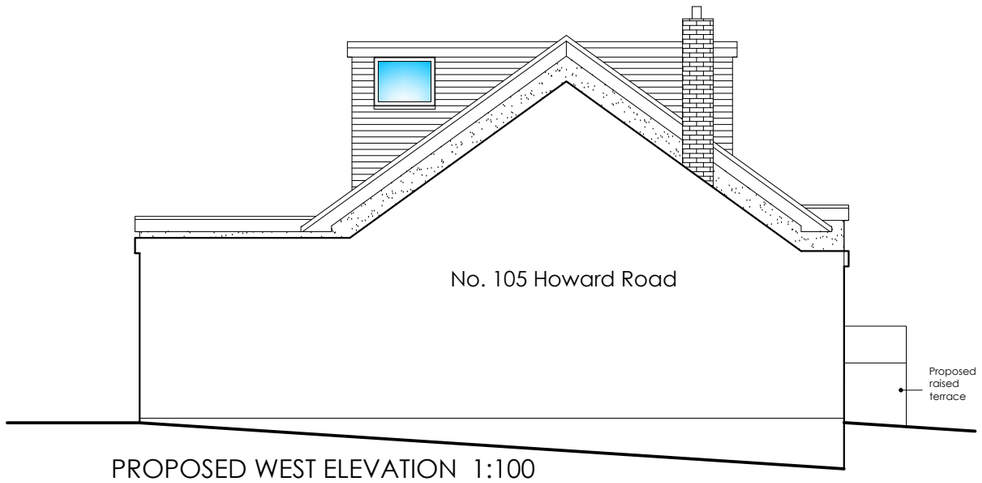


PROPOSED WEST ELEVATION 1:100




PROPOSED EAST ELEVATION 1:100




SITE PLAN 1:500

Scale Bars:

1:1250 — 0m 10m 20m 30m 40m 50m

1:500 — 0m 5m 10m 15m 20m

1:200 — 0m 2m 4m 6m 8m

1:100 — 0m 1m 2m 3m 4m

1:50 — 0m 1m 2m

1:10 — 0 200 400

1:5 — 0 20 40 60 80 100 200

ama
architectural & quantity surveying services
atterbury moore associates

Unit 1 Gosling Croft Business Park
Long Furlong
Clapham Worthing
West Sussex BN13 3UT

01903 871131
carl@atterburymoore.co.uk

Client:

Address of Works: 103 Howard Road
Sompting
West Sussex
BN15 0LP

Drawing Title: Proposed Side Extension
Planning Permission

| Paper Size: | Date: |
|---|---|
| A3 | Apr. 2021 |

| Job Number: | Drawing Number: | Revision: |
|---|---|---|
| AD-211 | 04 | Revision |

General Notes:

1: Do not scale from these drawings (unless for planning purposes).
2: Drawings to be read in conjunction with the structural calculations and the building notes provided.
3: The client/ contractor is advised to read the separate notes and the details provided in the structural calculations regarding the CDM regulations.
4: The property owner is reminded to serve a Party Wall Notice on any adjoining owner should they need to do so under the requirements of the Party Wall Act 1996.
5: No work should be undertaken until all consents (Planning and Building Control) have been received and approved in writing. Any work undertaken without consent is done so at the clients risk.
6: All dimensions to be checked on site prior to ordering any materials, kitchens or bathrooms.
7: All existing foundations and lintels taking any additional loads are to be exposed and agreed with the Building Control Officer.

| Revision | Date | Amendment |
|---|---|---|
| | | |
| | | |
| | | |