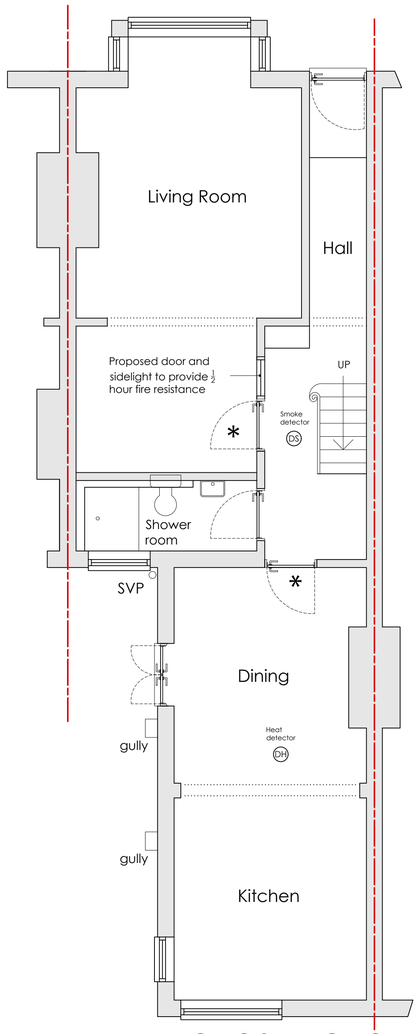

PROPOSED GROUND FLOOR PLAN 1:50

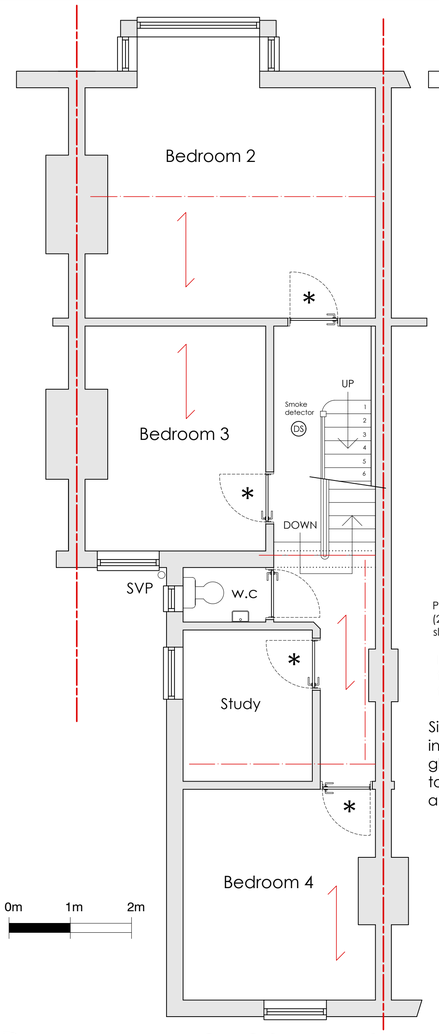

PROPOSED FIRST FLOOR PLAN 1:50

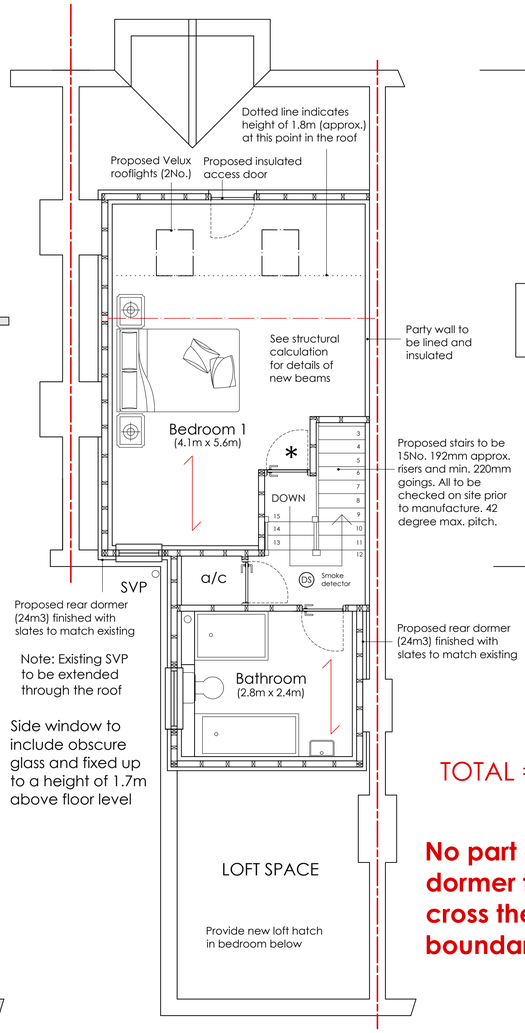

PROPOSED SECOND FLOOR PLAN 1:50

No part of dormer to cross the boundary line

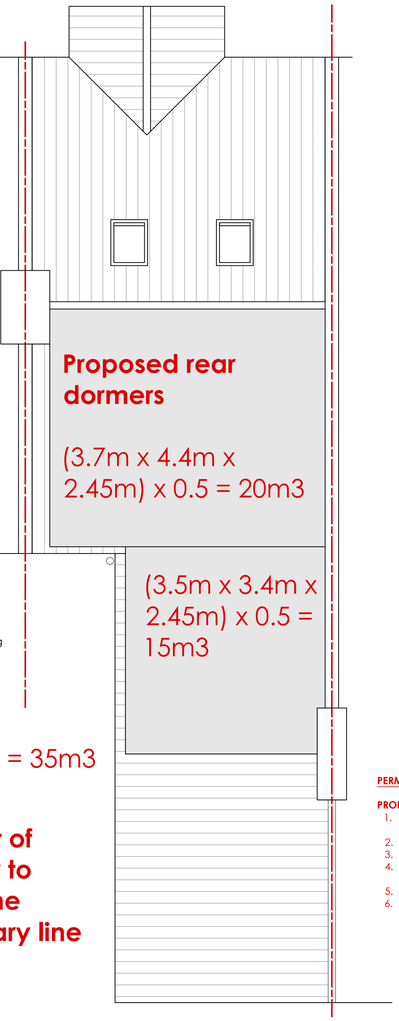

TOTAL = 35m3

PROPOSED ROOF PLAN 1:50

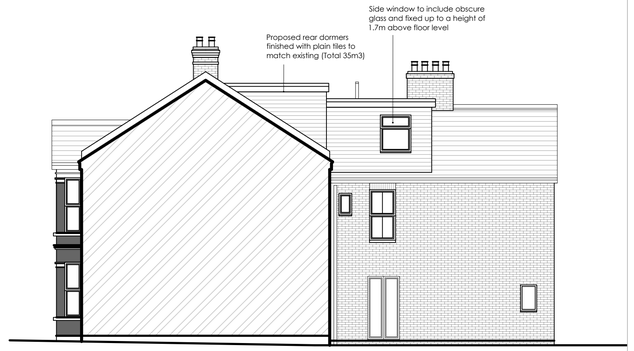

PROPOSED SOUTH ELEVATION 1:100

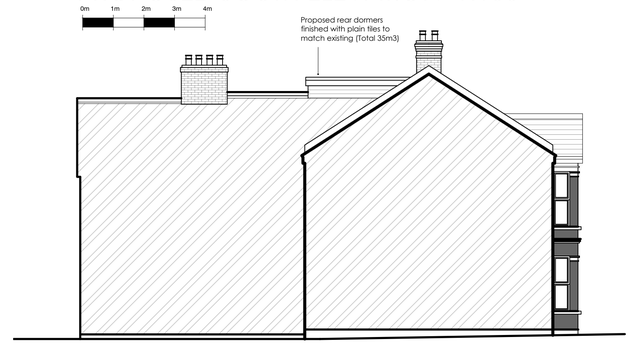

PROPOSED NORTH ELEVATION 1:100

PERMITTED DEVELOPMENT:

PROPOSED LOFT CONVERSION

1. Total volume of dormer to be **35m3**. Not exceeding 40m3.
2. All materials to match existing.
3. No part of roof to exceed the ridge height.
4. Rooflights not to protrude more than 150mm.
5. Min. 200mm of eaves to remain.
6. Side window to include obscure glass and fixed up to a height of 1.7m above floor level.

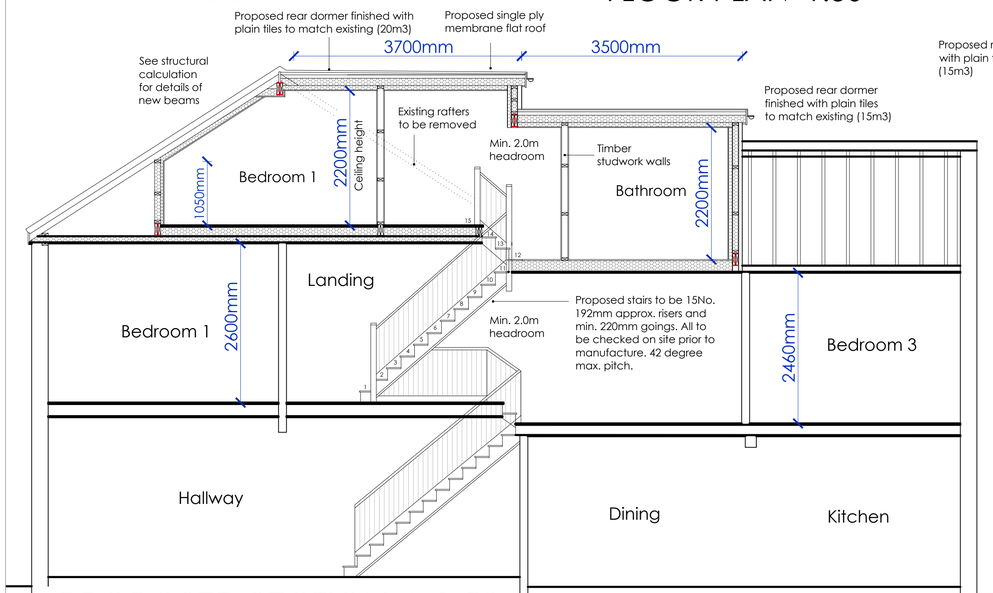

PROPOSED SECTION A 1:50

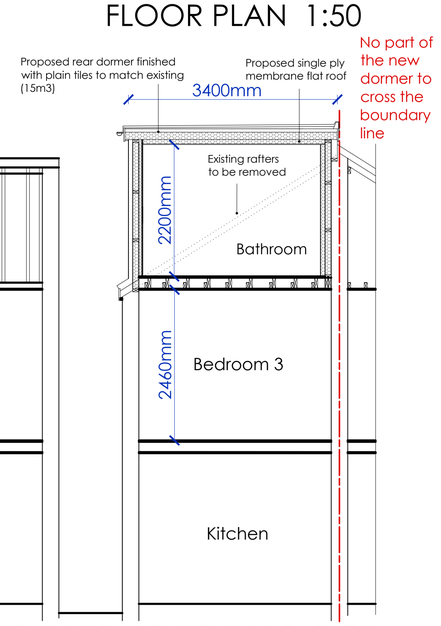

PROPOSED SECTION B 1:50

81 WESTCOURT ROAD, WORTHING

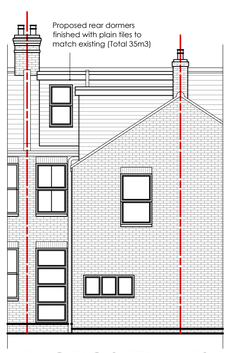

PROPOSED WEST ELEVATION 1:100



PROPOSED EAST ELEVATION 1:100

carl moore
architectural design
18 Parklands Avenue
Goring-By-Sea
West Sussex BN12 4NH
01903 533276
carl@cm-arch.co.uk

Address of Works:	81 Westcourt Road Worthing BN14 7DP
Drawing Title:	PROPOSED LOFT CONVERSION
Paper Size/ Scale:	A1
Date:	FEB. 2025
Drawing Number:	WG-298-02
Revision:	Revision

General Notes:

1: Do not scale from these drawings (unless for planning purposes).
2: Drawings to be read in conjunction with the structural calculations and the building notes provided.
3: The client/ contractor is advised to read the separate notes and the details provided in the structural calculations regarding the CDM regulations.
4: The property owner is reminded to serve a Party Wall Notice on any adjoining owner should they need to do so under the requirements of the Party Wall Act 1996.
5: No work should be undertaken until all consents (Planning and Building Control) have been received and approved in writing. Any work undertaken without consent is done so at the clients risk.
6: All dimensions to be checked on site prior to ordering any materials, kitchens or bathrooms.
7: All existing foundations and lintels taking any additional loads are to be exposed and agreed with the Building Control Officer.