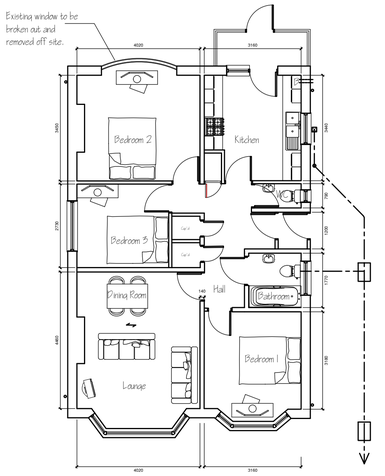

Existing Ground floor plan
Scale: 1:100

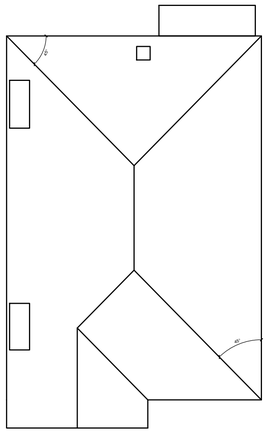

Existing Roof plan
Scale: 1:100

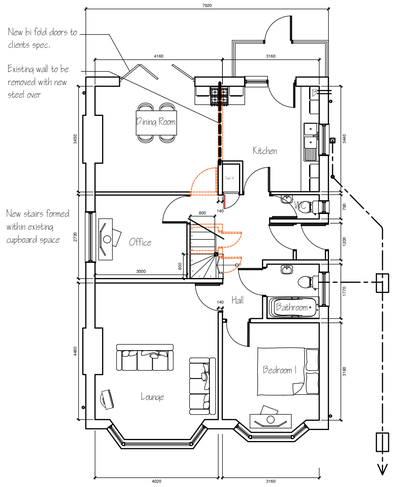

Proposed Ground floor plan
Scale: 1:100

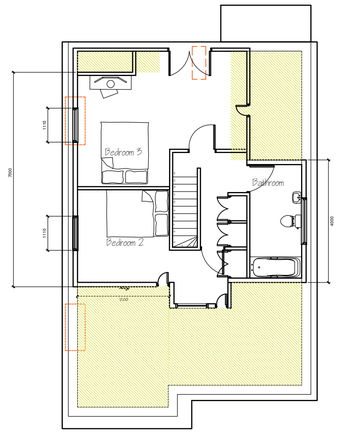

Proposed First floor plan
Scale: 1:100

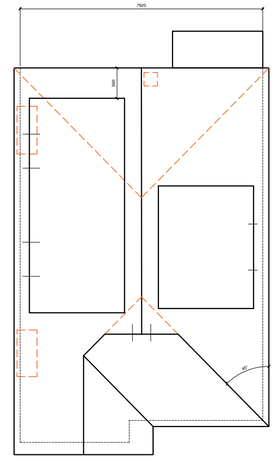

Proposed Roof plan
Scale: 1:100

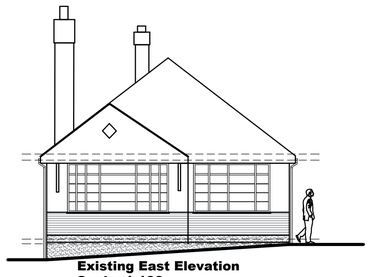

Existing East Elevation
Scale: 1:100

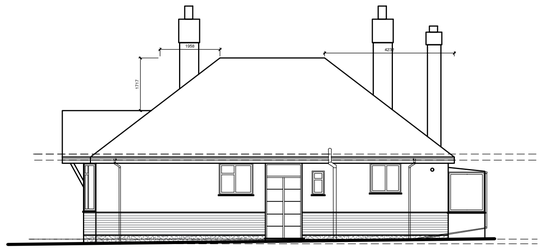

Existing North Elevation
Scale: 1:100

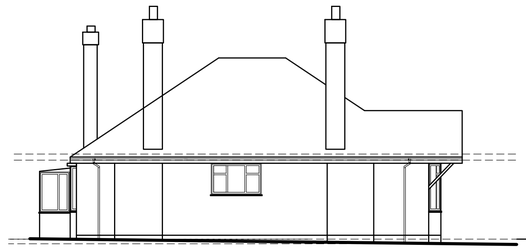

Existing South Elevation
Scale: 1:100



Existing West Elevation
Scale: 1:100

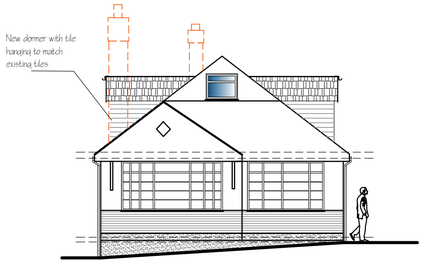

Proposed East Elevation
Scale: 1:100

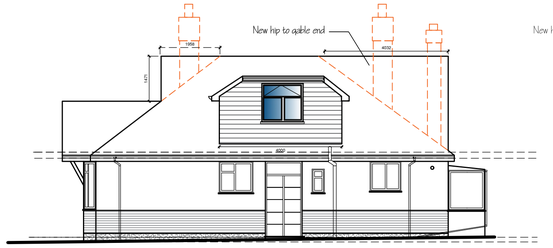

Proposed North Elevation
Scale: 1:100

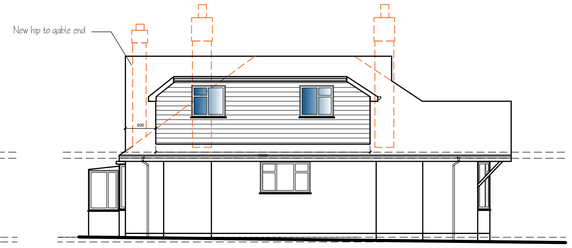

Proposed South Elevation
Scale: 1:100

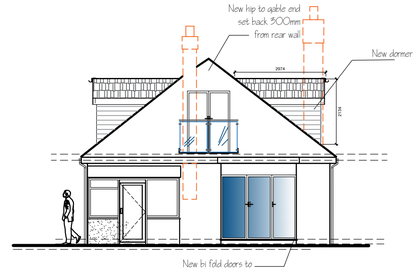

Proposed West Elevation
Scale: 1:100

0 5 10

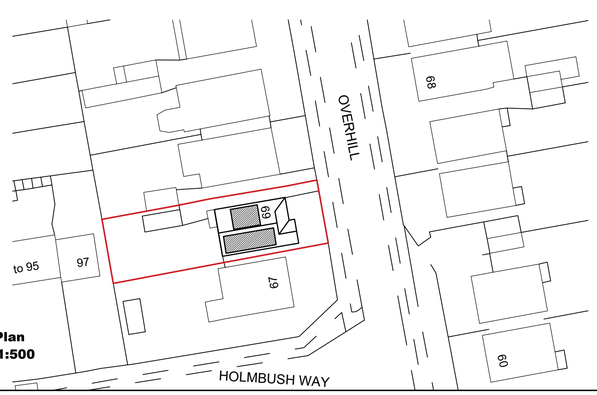

Block Plan
Scale: 1:500

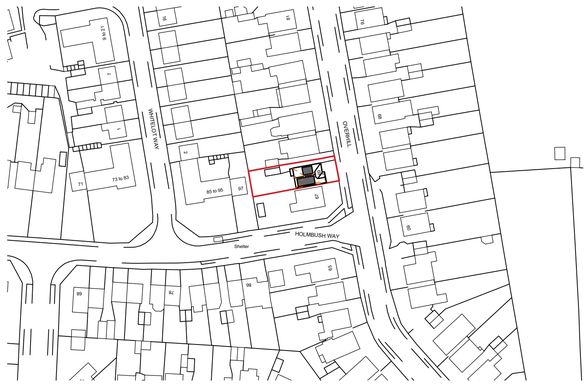

Location Plan
Scale: 1:1250

NOTE:
This design do fall under permitted development because:-
Volume of side dormer 1 = H-2.2, D-2.9, L-7.0 = 22.33m3
Volume of side dormer 2 = H-2.2, D-2.9, L-4.0 = 12.76m3
35.09m3 - 1.6m3 (mansard) = 33.49m3
Volume of rear Hip to Gable = 15.48m3
Total Volume = 48.97m3 < PD = 50m3
Side-facing windows to be obscure-glazed; any opening to be 1.7m above the floor
Roof extensions, apart from hip to gable ones, to be set back, as far as practicable, at least 20cm from the original eaves
Materials to be similar in appearance to the existing house
The roof enlargement does not overhang the outer face of the wall of the original house.

NOTE:
This drawing is to be read in conjunction with the Construction Notes and Structural Engineer's details.
The Contractor is responsible for all setting out and must check levels and dimensions on site before ordering materials or commencing work.
Refer to written dimensions only. Do not scale from drawings, except for the purposes of Planning assessment.
The Architect is to be immediately notified of any omissions or discrepancies.

PARTY WALLS:
Work to Party Walls (including insertion of flashings, beam bearings, etc) are subject to Party Wall agreements with neighbours and are to be arranged by the Client in accordance with Party Wall Act

SERVICES LEGEND:
- TELEVISION POINT
- TELEPHONE POINT
- 13 AMP DOUBLE SWITCHED SOCKET OUTLET
- CEILING LIGHT - PENDANT FITTING
- ONE WAY LIGHT SWITCH
- TWO WAY LIGHT SWITCH
- NEON INDICATOR SWITCH FOR LOFT LIGHT
- ENERGY EFFICIENT RECESSED DOWNLIGHTER
- MAINS INTER-LINKED SMOKE DETECTOR
- MAINS INTER-LINKED HEAT DETECTOR
- SPRINKLER HEAD (FLUSH TYPE)
- NEW RADIATOR (INDICATIVE SIZE)
- SHAVING POINT
- FUSED SPUR FOR TOWEL RAIL
- SINGLE SWITCH FUSED SPUR BELOW WORKTOP
- CONSUMER UNIT
- CAT 5 / CAT 6 DATA CABLE SOCKET
- COOKER SWITCH
- MECHANICAL EXTRACT FAN COOKER HOOD
- UV ELECTRIC HEATER

Revision:	Date:	Details:	Initials:
T	08/02/19	Planning Amendments	DLS
S	01/02/19	Planning Amendments	DLS
R	08/01/19	Planning Amendments	DLS
Q	20/12/18	Client Amendments	DLS
P	20/12/18	Client Amendments	DLS
O	14/12/18	Client Amendments	DLS
N	14/12/18	Client Amendments	DLS
M	11/12/18	Client Amendments	DLS
L	10/12/18	Client Amendments	DLS
K	5/11/18	Client Amendments	DLS
J	27/08/18	Planning Amendments	DLS
I	27/08/18	Planning Amendments	DLS
H	27/08/18	Planning Amendments	DLS
G	14/07/18	Planning Amendments	DLS
F	27/06/18	Client Amendments	DLS
E	25/06/18	Client Amendments	DLS
D	20/06/18	Client Amendments	DLS
C	09/06/18	Client Amendments	DLS
B	02/06/18	Client Amendments	DLS
A	17/05/18	Client Amendments	DLS

These drawings and designs are the property of Shear Architectural Design Ltd and must not be copied, retained, or used without prior written consent. © Copyright

CREATE INSPIRE ENHANCE
SHEAR ARCHITECTURAL DESIGN

2 Saffron Close
Shoreham-By-Sea
West Sussex
BN43 6JF

07881 656512
info@sheararchitecturaldesign.co.uk

PROJECT:
Nicola & Matt Line

DRAWING TITLE:
Loft Conversion
Internal Alterations

NORTH

DATE: 12/05/2018
SCALE: Various
DRAWN:
CHECKED:
SHEET OF

PROJECT NUMBER:	DRAWING NUMBER:	REVISION:
18/07	SK1	T