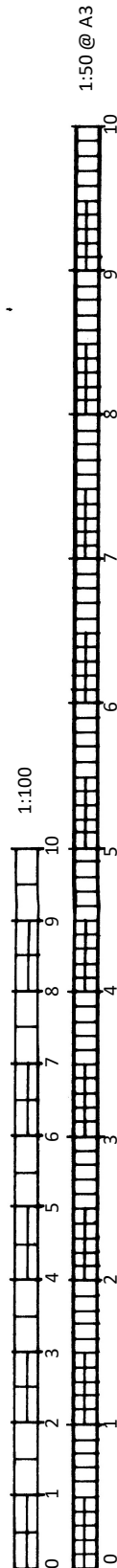
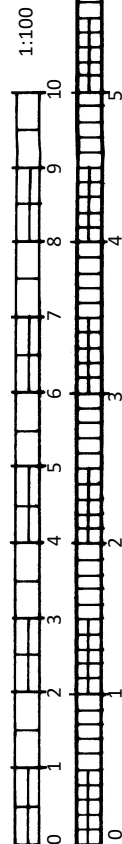


**Take on site measurements before ordering steel beams etc. Do not scale from the plan or use measurements shown in calculations**



Smooth render to match existing




### ***Proposed Side Elevation (West) 1:100***

**BSB**  
S.Barrett Architectural, Structural  
& Party Wall Services

**DRWG No:** BSB/25177/4/A

## Worthing

 **cabe**  
chartered  
association  
of building  
engineers

**stevebsbltd@yahoo.com**  
**07974 715009**