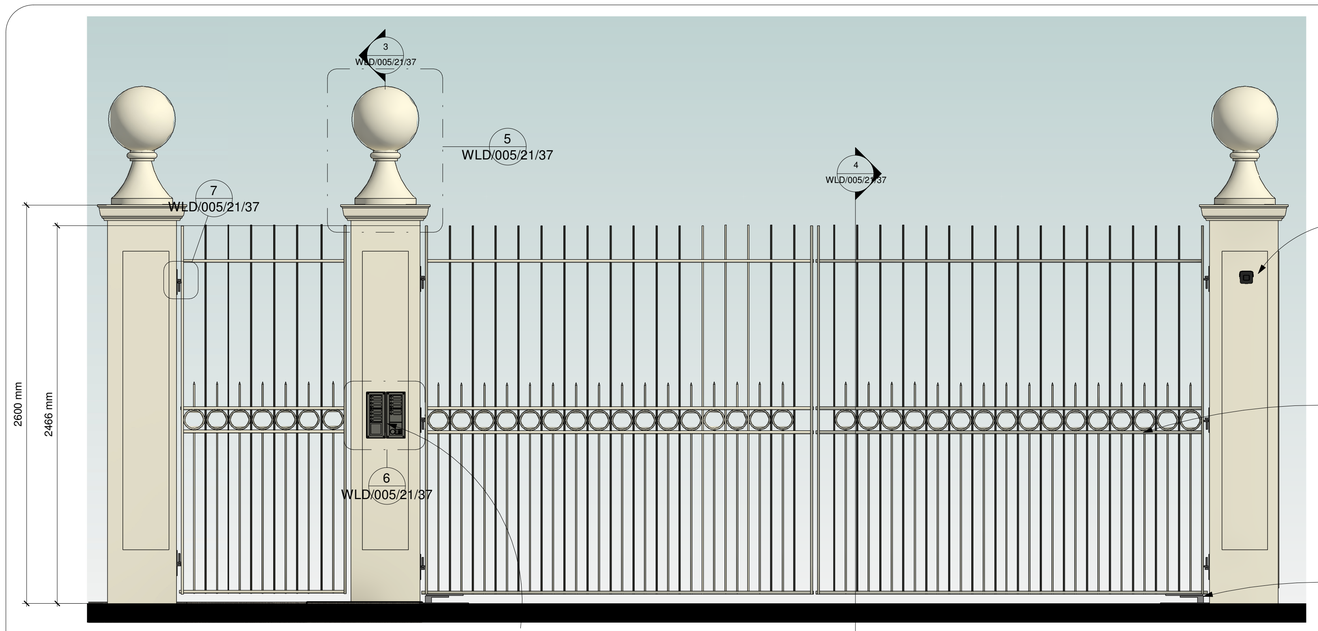

1 Gates
1 : 20

0m 0.4m 0.8m 1.2m 1.6m 2m

VISUAL SCALE 1:20 @ A1

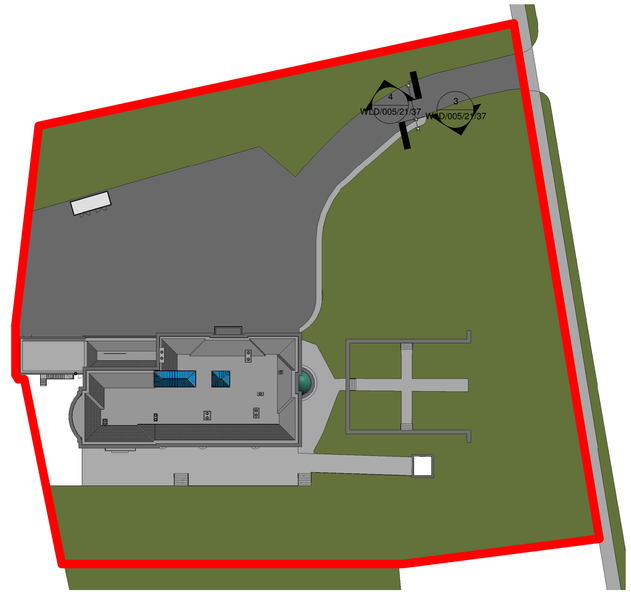

2 Site Plan.
1 : 500

0m 10m 20m 30m 40m 50m

VISUAL SCALE 1:500 @ A1

Notes:

1. THE COPYRIGHT OF THIS DRAWING IS VESTED IN WARWICK LANE DEVELOPMENTS AND IT MAY NOT BE REPRODUCED IN WHOLE OR PART OR USED FOR THE MANUFACTURE OF ANY ARTICLE WITHOUT THE EXPRESS PERMISSION OF THE COPYRIGHT HOLDERS.

2. WORK TO FIGURED DIMENSIONS ONLY.

3. THIS DRAWING IS TO BE READ IN CONJUNCTION WITH ALL RELEVANT ARCHITECT'S, SERVICE ENGINEER'S AND WARWICK LANE DEVELOPMENTS DRAWINGS AND SPECIFICATIONS.

Hikvision DS-2CD3T56G2-4IS



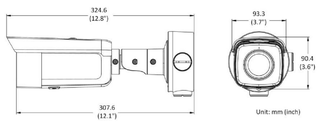

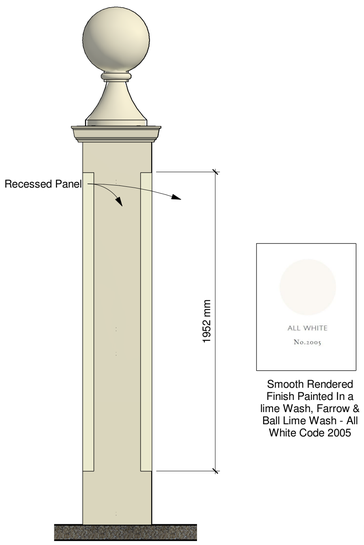

3 Pier Section
1 : 20

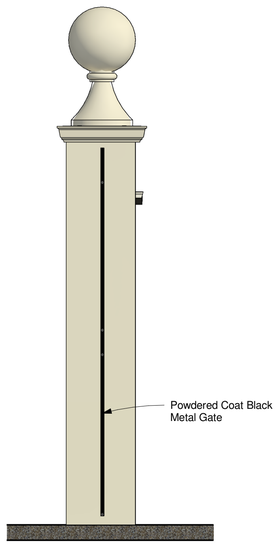

4 Gate Section
1 : 20

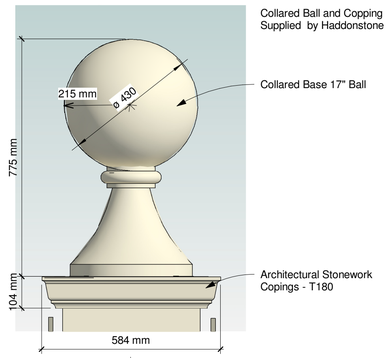

5 Pier Cap
1 : 10

0m 0.2m 0.4m 0.6m 0.8m 1m

VISUAL SCALE 1:10 @ A1

- Intercom Panel Provided by Entacom. (Not to Scale)
- Stainless Steel Finished with Key Pad Entry and Speak and Camera. Flush Mounted to the Pier

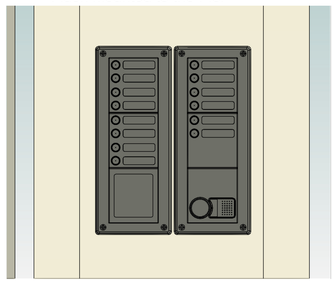

6 Intercom
1 : 5

0m 0.1m 0.2m 0.3m 0.4m 0.5m

VISUAL SCALE 1:5 @ A1



7 Gate Hinge Callout
1 : 5

FROG-P Underground Electric Gate Kit

230v Underground Automated Swing Gate Operator to be Installed on Front Gate.

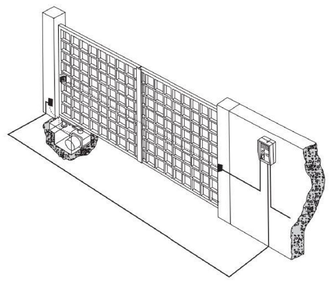



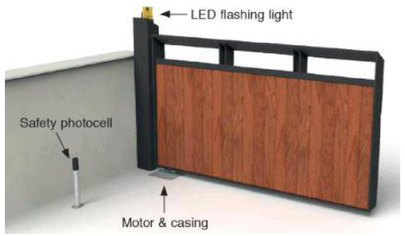

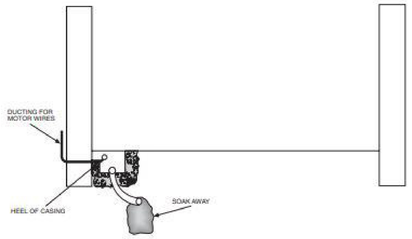

The Underground Casing Should Be Concreted in The Ground. The Casing Should Have Adequate Drainage to a Suitable Soak Away. When Installing The Foundation Casisng As a Guide Allow Approximately 100mm Around The Casing and 100mm Underneath The Casting for Concrete.

Rev_A	Amendments to Landscape, External Gate and Casement Secondary Glazing	UF	20/02/25

Revision Number	Revision Description	Issued by	Revision Date

STATUS: PLANNING ISSUE

Warwick Lane. Developments Ltd
T 01903 233332 Ext 131 | DF 01903 206 908 | E acp@wld-group.co.uk
1 The Steyne, Worthing, West Sussex, BN11 3DS

CLIENT: Courtlands By The Sea, Courtlands, Parklands Avenue, Worthing BN12 4NG

SITE ADDRESS:

DRAWING: Conversion to a Day School

TITLE: Proposed CCTV & Gates

SCALE AT A1:	DATE:	DRAWN:	CHECKED:
As indicated	11/10/22	AP	

PROJECT NO:	DRAWING NO:	REVISION:
Courtslands	WLD/005/21/37	Rev_A