For full Building Regulations Notes refer to A4 sized document numbered PA/BR 1392024 / .02.

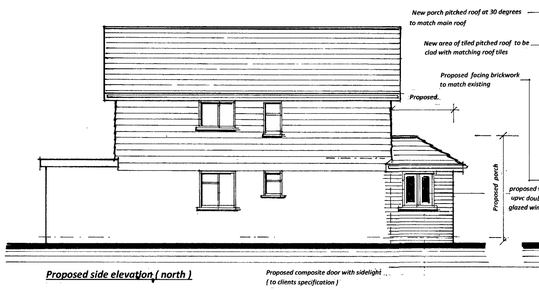

Proposed side elevation (north)

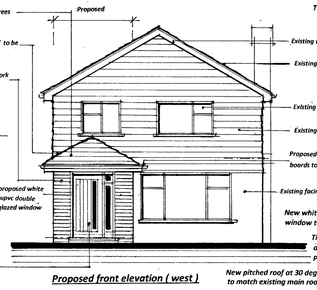

Proposed front elevation (west)

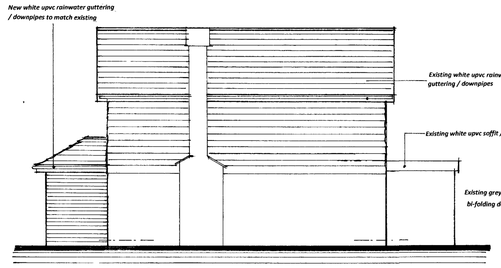

Proposed side elevation (south)

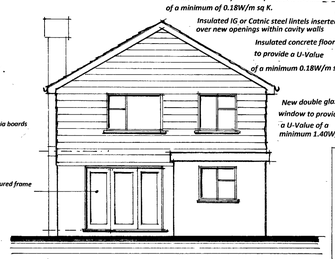

Proposed rear elevation (east)

Horizontal strip polymer damp proof course in each leaf of new walls to be a minimum of 150mm above ground level in external leaf. Dpc to be lapped with floor dpm.

New plasterboard ceilings to be formed with 9.5mm plasterboard (minimum 10 kgt / m cubed) finished with 5mm board finish skim coat plaster.

Timber roof structures are to be fixed in accordance with BS Codes of Practice No CP3 and CP112.

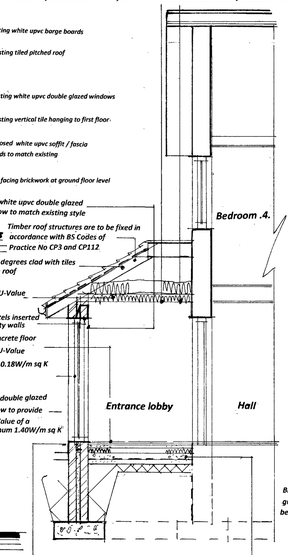

Proposed Cross Section A - A

Facing brickwork 100mm cavity with 90mm Kooltherm K106 and aerated blockwork (k-value = 0.15W/mK) inner leaf finished with lightweight plaster to provide a minimum U-Value of 0.18W/m sq K (or equal and approved specification) Total wall thickness 315.5mm.

All new pitched roofs are to be clad with tiled of profile / colour to match existing main roof.

New pitched roof tiles to match existing on 38mm x 25mm tanalised battens and type IF roofing felt.

Rafters to bird mouthed over 100mm x 50mm wall plates held down using 25mm x 6mm galvanised mild steel vertical restraint straps at 1200mm centres built in 3 block courses down in accordance with CP111 Part 2.

All structural and exposed timber is to be treated with preservative against rot and infestation in accordance with BS Codes of practice 98.

Plasterboard and stud work walls to be finished with 5mm board finish skim coat plaster..

New walls and ceilings to be painted with 2 coats emulsion over primer / sealer coat

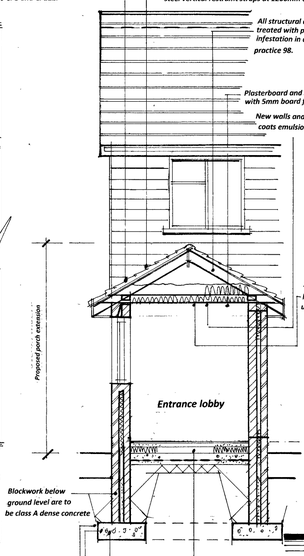

Proposed Cross Section B – B

If the building is within an Radon gas area then a radon gas barrier is to be provided throughout the entire footprint of the new extensions



Existing side elevation (north)

Existing front elevation (west)

All plasterboard linings for walls and ceilings to be fixed at 150mm centres (where two layers are used, each should be fixed separately) 60mm nails for 19mm - 25mm thick board. using galvanised nails, 40mm for 12.5mm thick board,

Existing side elevation (south)



Existing rear elevation (east)

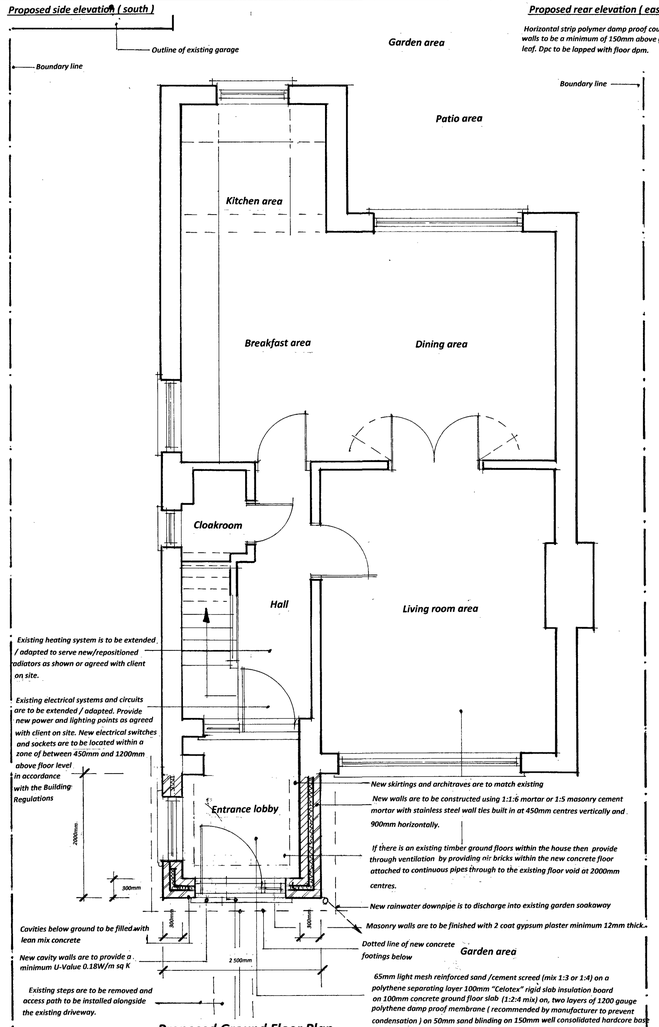

Proposed Ground Floor Plan

1-50 0 1 2 3 4 5

1-500 0 5 10 15 20 25 30 35 40 45 50

1 - 100 0 1 2 3 4 5 6 7 8 9 10

1 - 1250 0 10 20 30 40 50 60 70 80 90 100

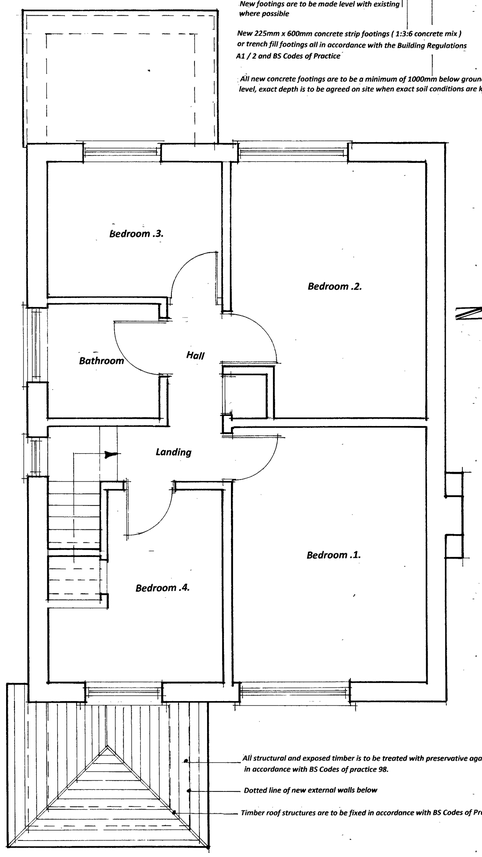

Proposed First Floor / Roof Plan

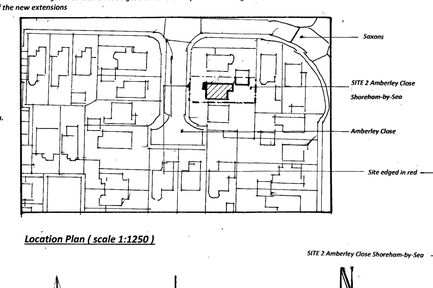

Location Plan (scale 1:1250)

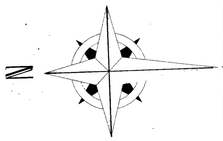

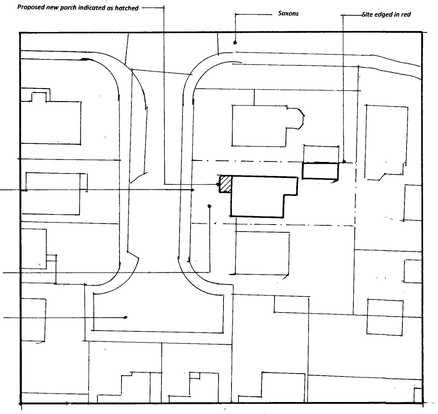

Block Plan (scale 1:500)

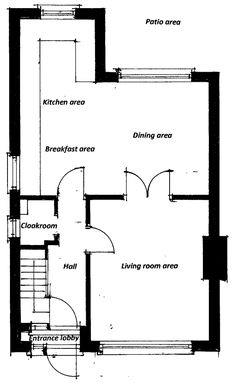

Existing Ground Floor Plan

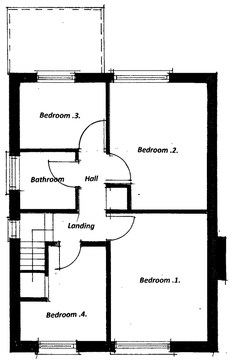

Existing First Floor Plan

PLANNING & BUILDING REGULATIONS APPLICATION DRAWING

Notes:

GENERAL NOTES :-

1/. This drawing is the copyright of SDR Designs Architectural Services and cannot be reproduced without written authority.
2/. This drawing should be considered preliminary, as it may form part of a planning application and / or be subject to Building Regulation Approval. No building work should commence until the relevant approvals as required by law have been obtained.
3/. This drawing, if appropriate, should be read in conjunction with the Structural Engineers Drawings and calculations and the Building Regulations Specification. Any discrepancies found between associated documentation should be notified immediately in writing to SDR Designs Architectural Services for clarification prior to any building work and / or any off-site fabrication work being carried out.
4/. Whilst every effort has been made to identify existing visible underground drainage / services, it is the contractor's responsibility to ensure a survey is carried out to verify and identify any underground drainage / services prior to the carrying out of any excavation work.
5/. Whilst every effort has been made to ensure dimensions are correct, it is the contractor's responsibility to check all dimensions on site prior to any building work and / or any off-site fabrication work being carried out.
6/. All works are to be carried out in accordance with current Building Regulations, British Standards, Codes of Practice, manufacturers recommendations and to the approval of the inspecting building control officer, including the issuance of all requisite notices and the provision of appropriate certificates of testing and commissioning on completion.
7/. It is the clients responsibility to employ a Primary Contractor and to ensure all building work is carried out in compliance with current Construction Design and Management (CDM 2015) Regulations and current Health and Safety Legislation.
8/. The client should ensure that their Buildings / Contents Insurance company is notified of the relevant building works being undertaken on their property.
9/. The contractor is to ensure that the completed building is exactly as dimensioned and a completion certificate is issued by The Local Authority Building Control Department.

	Date	Revisions
A.	07 / 10 / 2024	Porch entrance door re-positioned to front elevation.

copyright

SDR Designs

Architectural & Planning Consultants
14 Batemans Road,
Brighton
East Sussex
BN2 6RD
Tel: 0790 9986787
Email: sdr_designs@hotmail.com

Client
Mr & Mrs Marshall.

Job Title
Proposed pitched roof front entrance porch.
(to form a larger covered entrance lobby)
2, Amberley Close.
Shoreham – by – Sea.
West Sussex.
BN43 5GY.

Drawing Title
Existing / Proposed ground / First Floor Plans, & Elevations. Proposed Cross Sections A – A / B – B. Location Plan / Block Plan

Scale *1:50, 1:100, 1:1250 & 1:500 @ A1.*

Date *September 2024.*

Drawn *SLW.*

EXISTING / PROPOSED INFORMATION

Drg. No. ***PA / BR 1392024 / .01.***

Rev. ***A.***

Paper Size A1