For full Building Regulation Notes refer to A4 size document numbered 1622022 / 03.

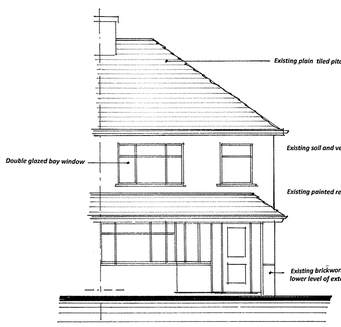

Existing Front Elevation (west)

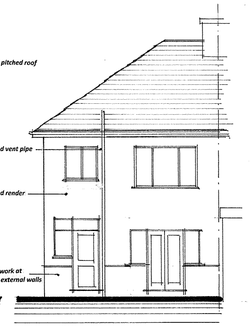

Existing Rear Elevation (east)

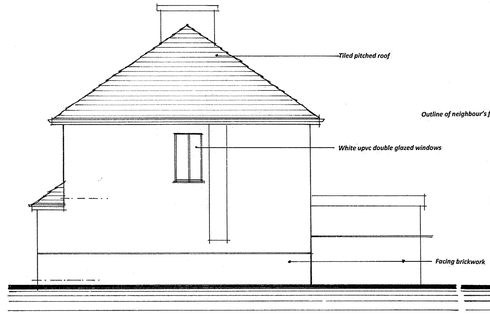

Existing Side Elevation (south)

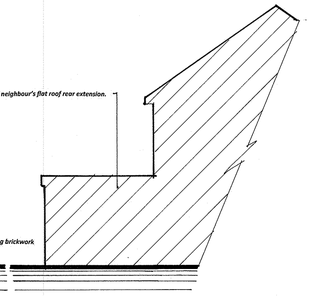

Existing Side Elevation (north)

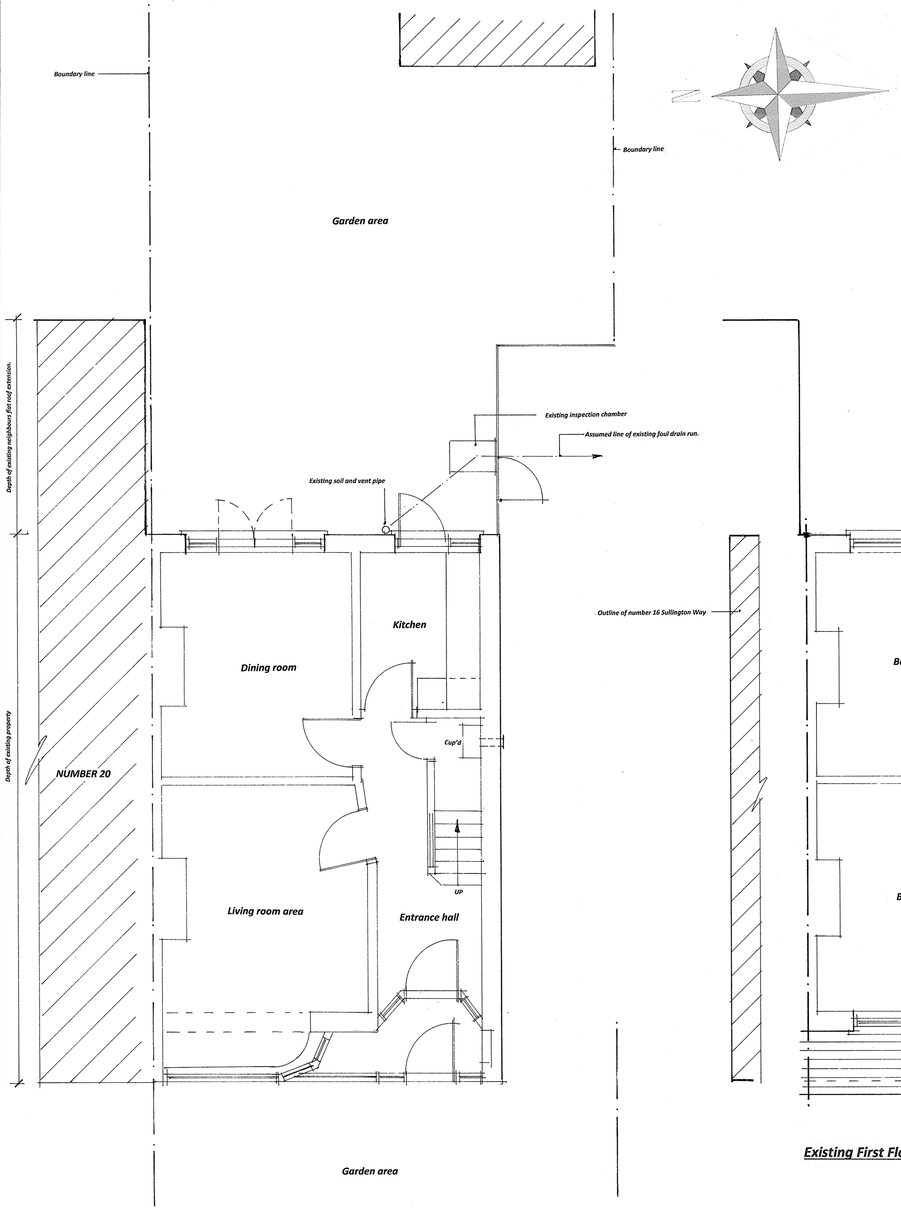

Existing Ground Floor Plan

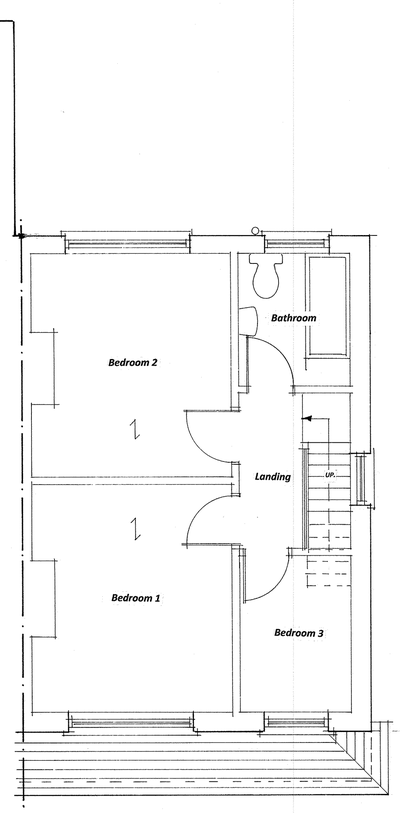

Existing First Floor Plan

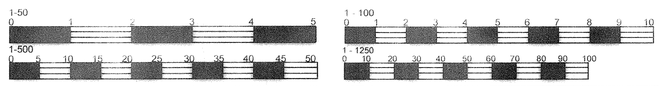

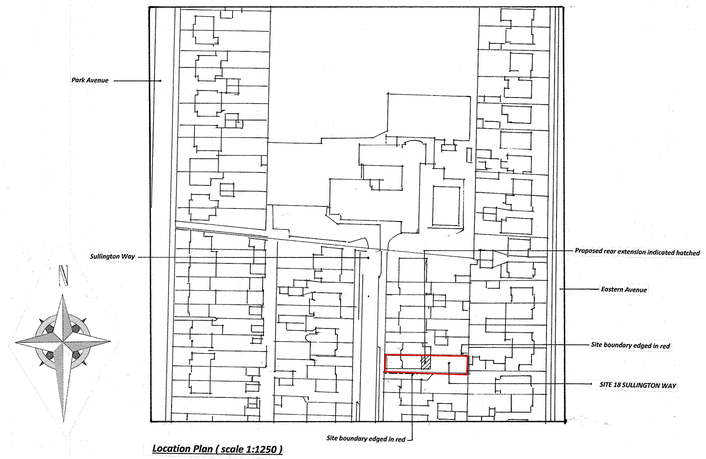

Location Plan (scale 1:1250)



Block Plan (scale 1:500)

PLANNING APPLICATION AND BUILDING REGULATIONS APPLICATION DRAWING

GENERAL NOTES:-

1/. This drawing is the copyright of SDR Designs Architectural Services and cannot be reproduced without written authority.
2/. This drawing should be considered preliminary, as it may form part of a planning application and / or be subject to Building Regulation Approval. No building work should commence until the relevant approvals as required by law have been obtained.
3/. This drawing, if appropriate, should be read in conjunction with the Structural Engineers Drawings and calculations and the Building Regulations Specification. Any discrepancies found between associated documentation should be notified immediately in writing to SDR Designs Architectural Services for clarification prior to any building work and / or any off site fabrication work being carried out.
4/. Whilst every effort has been made to identify existing visible underground drainage / services, it is the contractors responsibility to ensure a survey is carried out to verify and identify any underground drainage / services prior to the carrying out of any excavation work.
5/. Whilst every effort has been made to ensure dimensions are correct, it is the contractors responsibility to check all dimensions on site prior to any building work and / or any off site fabrication work being carried out.
6/. All works are to be carried out in accordance with current Building Regulations, British Standards, Codes of Practice, manufacturers recommendations and to the approval of the inspecting building control officer, including the issuance of all requisite notices and the provision of appropriate certificates of testing and commissioning on completion.
7/. It is the clients responsibility to employ a Primary Contractor and to ensure all building work is carried out in compliance with current Construction Design and Management (CDM2015) regulations and current Health and Safety Legislation.
8/. The client should ensure that their Buildings / Contents Insurance company is notified of the relevant building works being undertaken on their property.
9/. The contractor is to ensure that the completed building is exactly as dimensioned and a completion certifcate is issued by The Local Authority Building Control Department.

THIS DRAWING IS TO BE READ IN CONJUNCTION WITH ALL STRUCTURAL ENGINEERS DETAILS / SPECIFICATION NOTES

	Date	Revisions

copyright

SDR Designs

Architectural & Planning Consultants
14 Batemans Road,
Brighton
East Sussex
BN2 6RD
Tel: 0790 9966787
Email: sdr_designs@hotmail.com

Client
Mr & Mrs .M. Vitty

Job Title
Proposed Single Storey Flat Roof Rear Extension. *(to form a larger open plan Kitchen / breakfast / dining area / living room area)*
18 Sullington Way.
Shoreham-by-Sea.
East Sussex.
BN43 6PJ

Drawing Title
Existing Ground Floor Plan, First Floor Plan and elevations. Location Plan, Block Plan.

Scale *1:100, 1:50, 1:1250 & 1:500 @ A1*

Date *April 2022.*

Drawn *SLW.*

Drg. No. ***1622022 / .01.***

Rev.

Paper Size A1