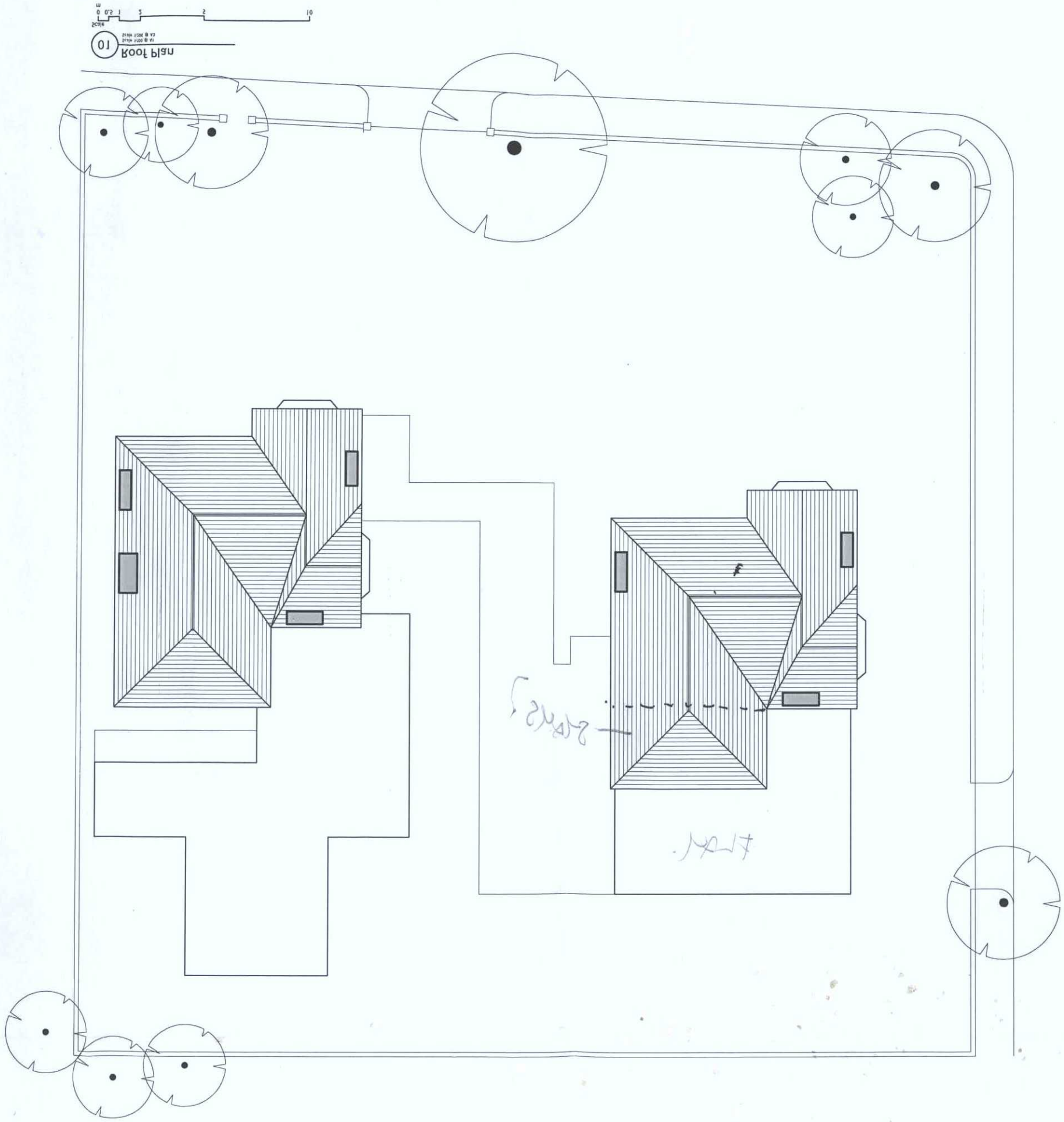

Roof Plan

10

Scale

0 0.5 1 2 5 10

Mr Laddoo

client

9 - 8 Mill Road, Worthing

project name

Existing Roof Plan

drawing title

Survey

project no. \ drawing no. \ revision

*\901\80012

scale	drawn	check
1:100	20.10.10	pm

Farmiloe Architects

102 Trafalgar street Brighton Bn1 4ER

t: 01223 688 995 e: office@farmiloe.com

www.farmiloe.com

Do NOT scale from this drawing. Use figured dimensions only, if it is the contractor's responsibility to: check ALL dimensions ON SITE, report any discrepancies to the Architect, ensure full compliance with Current Building Regulations. This drawing must be read in conjunction with all other relevant project drawings and documentation. This drawing is the copyright of Farmiloe Architects Ltd and may not be reproduced in any way without written authority.

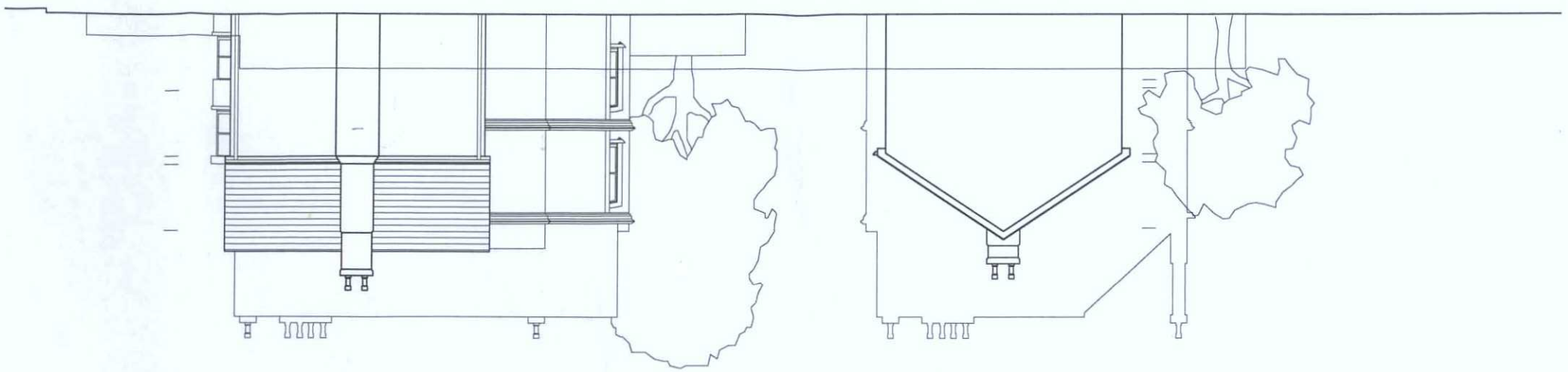

Side Mews & Gate House Elevation

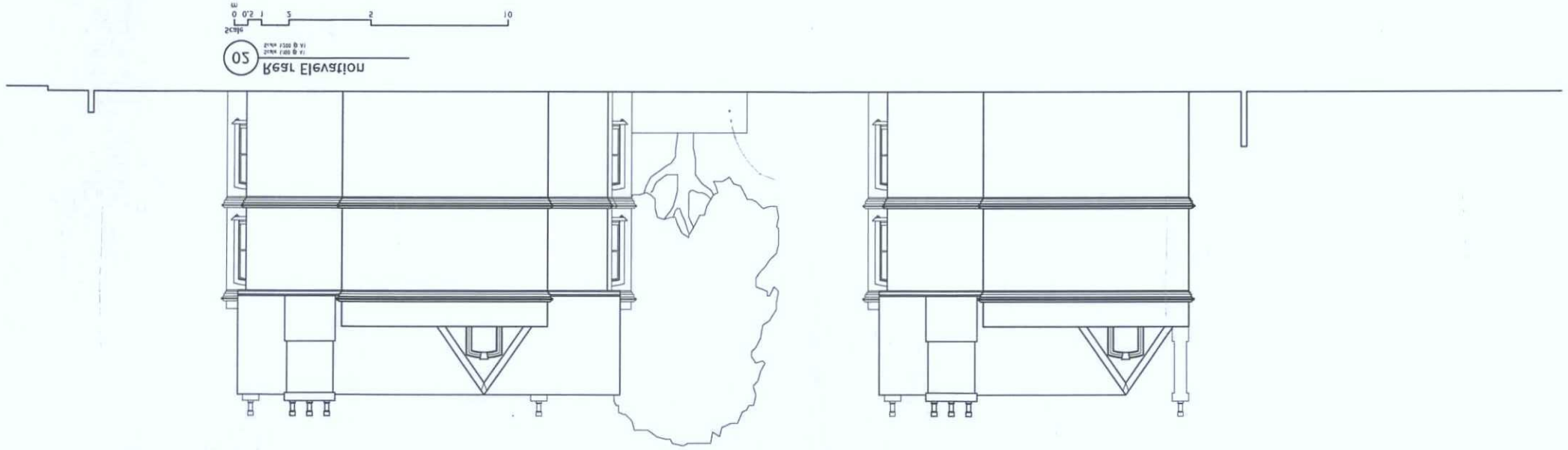

Rear Elevation



Side Elevation \ Mews Rear Elevation

Scale 0 0.5 1 2 5 10 m

Drawing Title
Proposed Elevations
Sheet 2 of 2

Project Stage
Outline Proposals

Project No. \ Drawing No. \ Revision
A \ 302 \ 8001 2

Scale 1:100 | Drawn Date 12.08.10 | Checked Date | Drawn Date | Checked Date

Farmiloe Architects
102 Trafalgar Street Brighton Bn1 4ed
t: 01273 688 999 e: office@farmiloe.com
f: 01273 699 032 www.farmiloe.com

Client
Mr Jaddoo

Project Name
6 - 8 Mill Road, Worthing

A 01.11.10 Rm Elevation 03 added

Rev | Date | By | Note

Do NOT scale from this drawing. Use figured dimensions only. It is the contractor's responsibility to check ALL dimensions ON SITE, report any discrepancies to the Architect, ensure full compliance with Current Building Regulations. This drawing must be read in conjunction with all other relevant project drawings and documentation. This drawing is the copyright of Farmiloe Architects Ltd and may not be reproduced in any way without written authority.

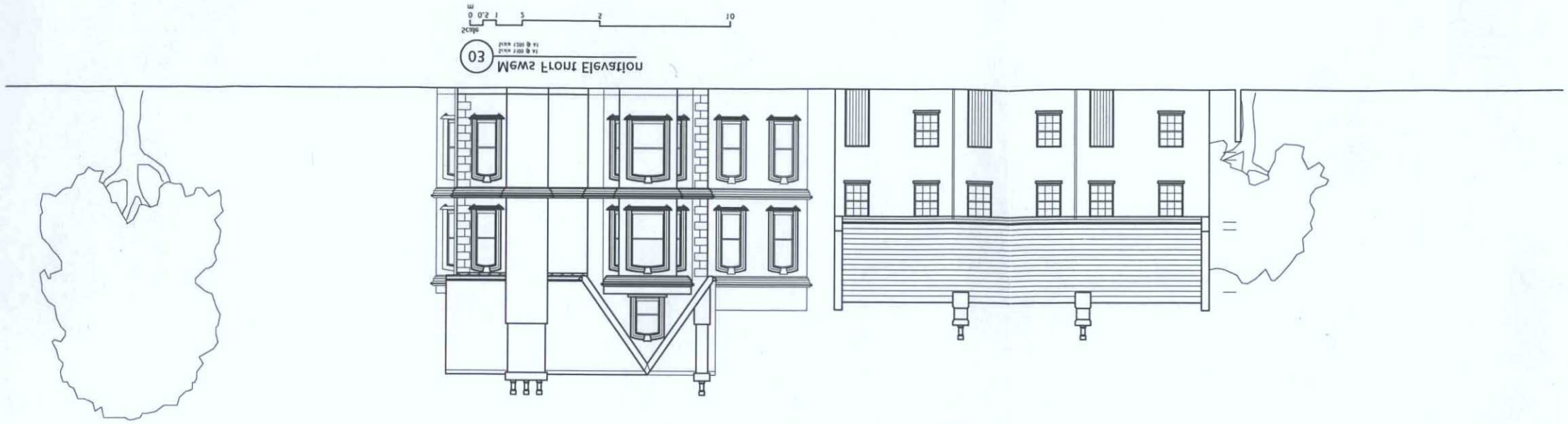

03 Mews Front Elevation

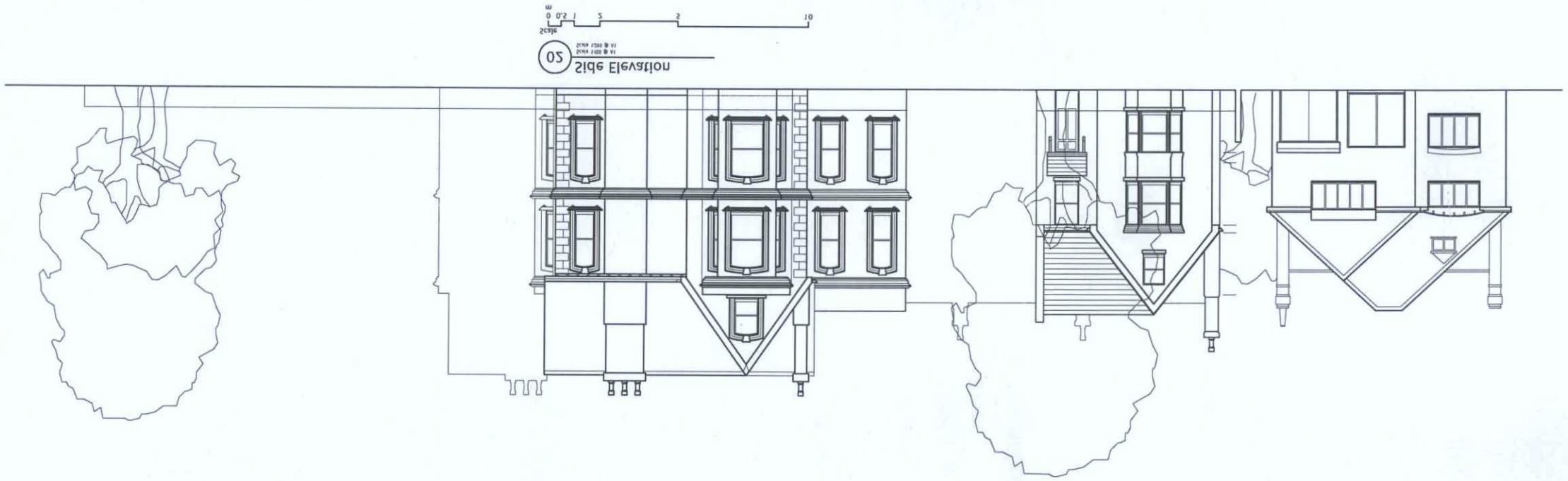

02 Side Elevation

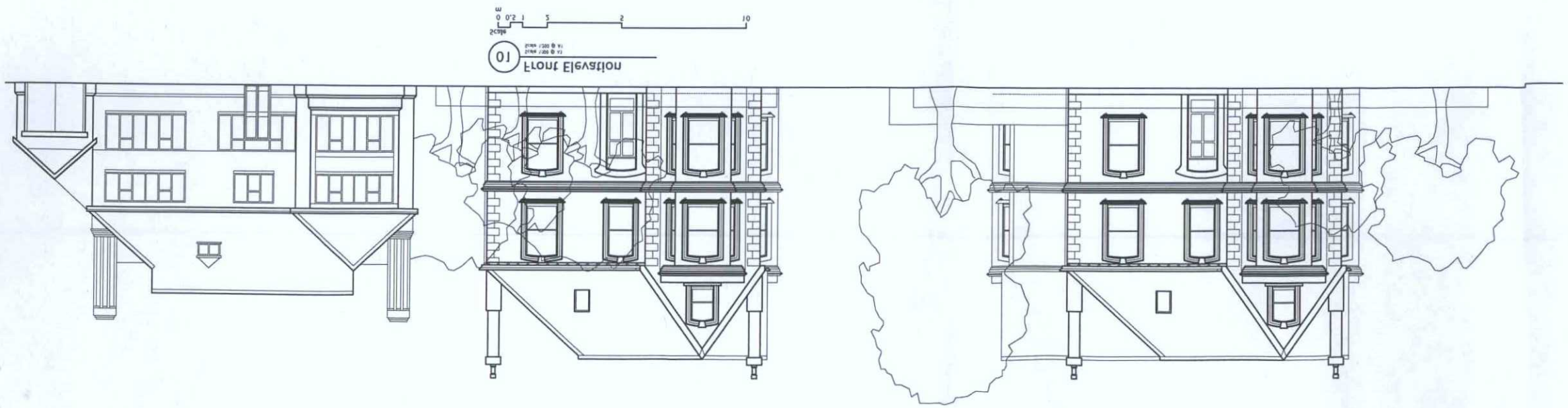

01 Front Elevation

Farmiloe architects
12 Trafalgar street Brighton Bn1 4er
t: 01273 688 992 e: office@farmiloe.com
f: 01273 692 032 www.farmiloe.com

project stage
Planning

project no. \ drawing no. \ revision
C \ 404 \ 8001

scale(s)	drawn	check
1:100	01.08.10	md

Sheet 1 of 3
Proposed Elevations
drawing title

6 - 8 Mill Road, Worthing
project name

Mr Jaddoo
client

rev	date	by	issue

A 02.11.10 pm General amendments
B 08.11.10 pm General amendments
C 11.11.10 pm General amendments

Do NOT scale from this drawing. Use figured dimensions only. If it is the contractor's responsibility to check all dimensions ON SITE, report any discrepancies to the Architect, ensure full compliance with Current Building Regulations. This drawing must be read in conjunction with all other relevant project drawings and documentation. This drawing is the copyright of Farmiloe Architects Ltd and may not be reproduced in any way without written authority.



01 Side Elevation / Gate House Rear Elevation

Scale 0 0.5 1 2 5 10 m

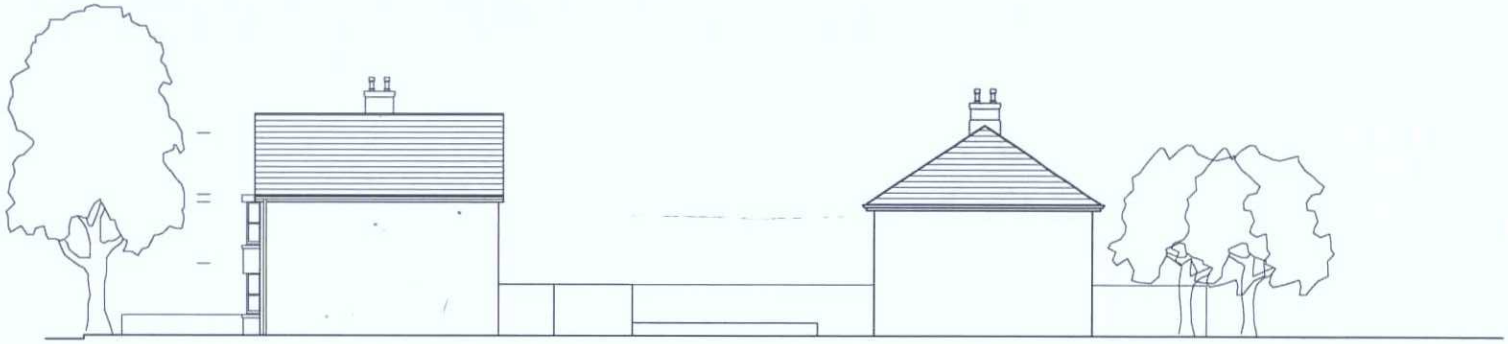

02 Side Elevation Mews & Gate House

Scale 0 0.5 1 2 5 10 m

Do NOT scale from this drawing. Use figured dimensions only, it is the contractor's responsibility to: check ALL dimensions ON SITE, report any discrepancies to the Architect, ensure full compliance with Current Building Regulations. This drawing must be read in conjunction with all other relevant project drawings and documentation. This drawing is the copyright of Farmiloe Architects Ltd and may not be reproduced in any way without written authority.

rev	date	by	note

client
Mr Jaddoo

project name
6 - 8 Mill Road, Worthing

drawing title
Proposed Elevations
Sheet 3 of 3

project stage
Outline Proposals

project no. / drawing no. / revision
21008 / 307 / *

scale	first issue date	drawn	check
1:100	20.10.10	bm	bm

farmiloe architects

102 trafalgar street brighton bn1 4er
t: 01273 688 992 e: office@farmiloe.com
f: 01273 695 035 www.farmiloe.com

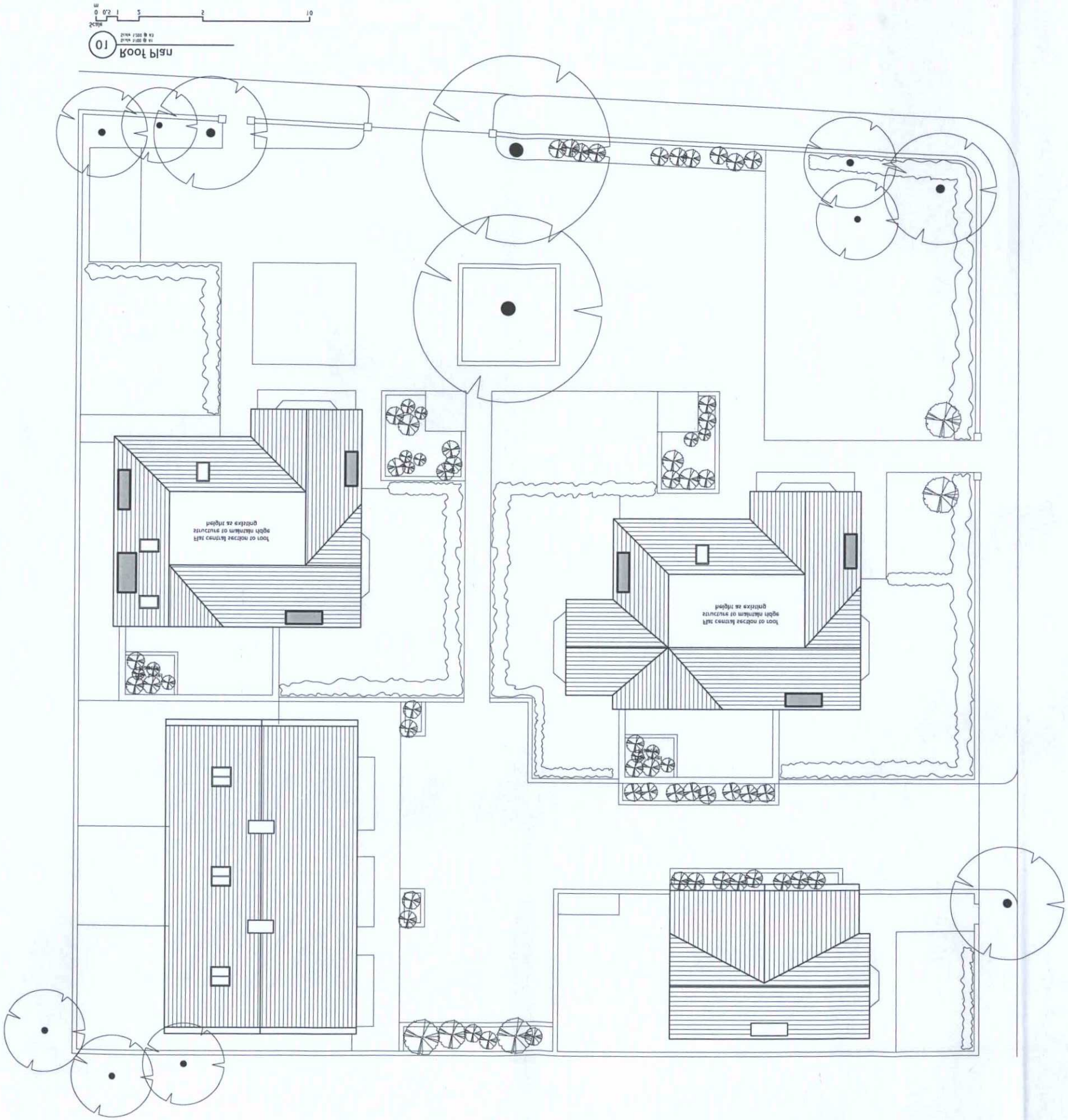

Do NOT scale from this drawing. Use figured dimensions only, if it the contractor's responsibility to check ALL dimensions ON SITE, report any discrepancies to the Architect, ensure full compliance with Current Building Regulations. This drawing must be read in conjunction with all other relevant project drawings and documentation. Its drawing is the copyright of Farmiloe Architects Ltd and may not be reproduced in any way without written authority.

Mr Laddoo
client

9 - 8 Mill Road, Worthing
project name

Proposed Roof Plan
drawing title

Planning
project stage

scale	first issue date	drawn	check
1:100	20.10.10	pm	pm

rev	date	by	note
A	02.11.10	pm	General amendments
B	11.11.10	pm	General amendments

Farmiloe Architects
10 Trafalgar street Brighton Bn1 4er
t: 01273 688 992 e: office@farmiloe.com
f: 01273 695 032 www.farmiloe.com

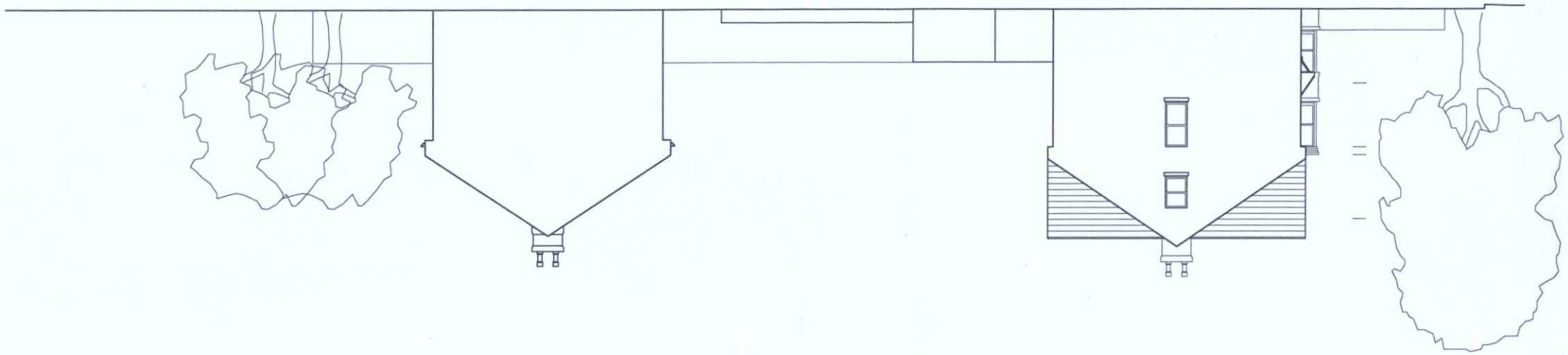

Scale 0 0.2 1 2 5 10 m

Side Elevation Mews & Gate House

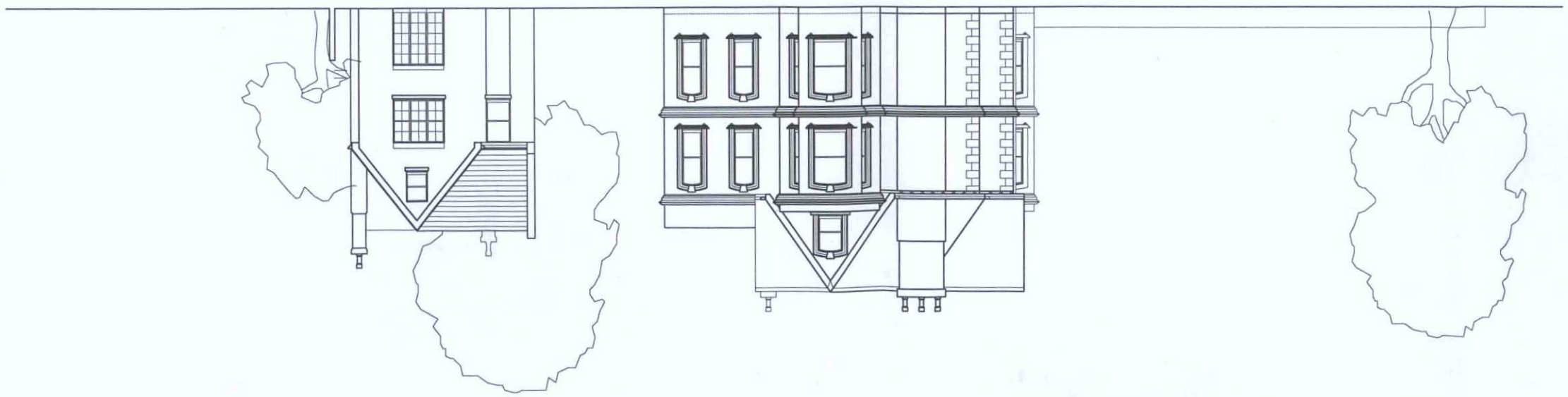

Scale 0 0.2 1 2 5 10 m

Side Elevation \ Gate House Rear Elevation

Do NOT scale from this drawing. Use figured dimensions only. If it is the contractor's responsibility to check ALL dimensions ON SITE, report any discrepancies to the Architect, ensure full compliance with Current Building Regulations. This drawing must be read in conjunction with all other relevant project drawings and documentation. This drawing is the copyright of Farmiloe Architects Ltd and may not be reproduced in any way without written authority.

Mr Laddoo

client

Project name

6 - 8 Mill Road, Worthing

Drawing title

Proposed Elevations

Sheet 3 of 3

project stage

Outline Proposals

project no. \ drawing no. \ revision

C \ 707 \ 8001

scale	drawn	check
1:100	20.10.10	01:01

Farmiloe architects

102 Trafalgar street Brighton BN1 4ER

t: 01273 688 692 e: office@farmiloe.com
f: 01273 695 035 www.farmiloe.com

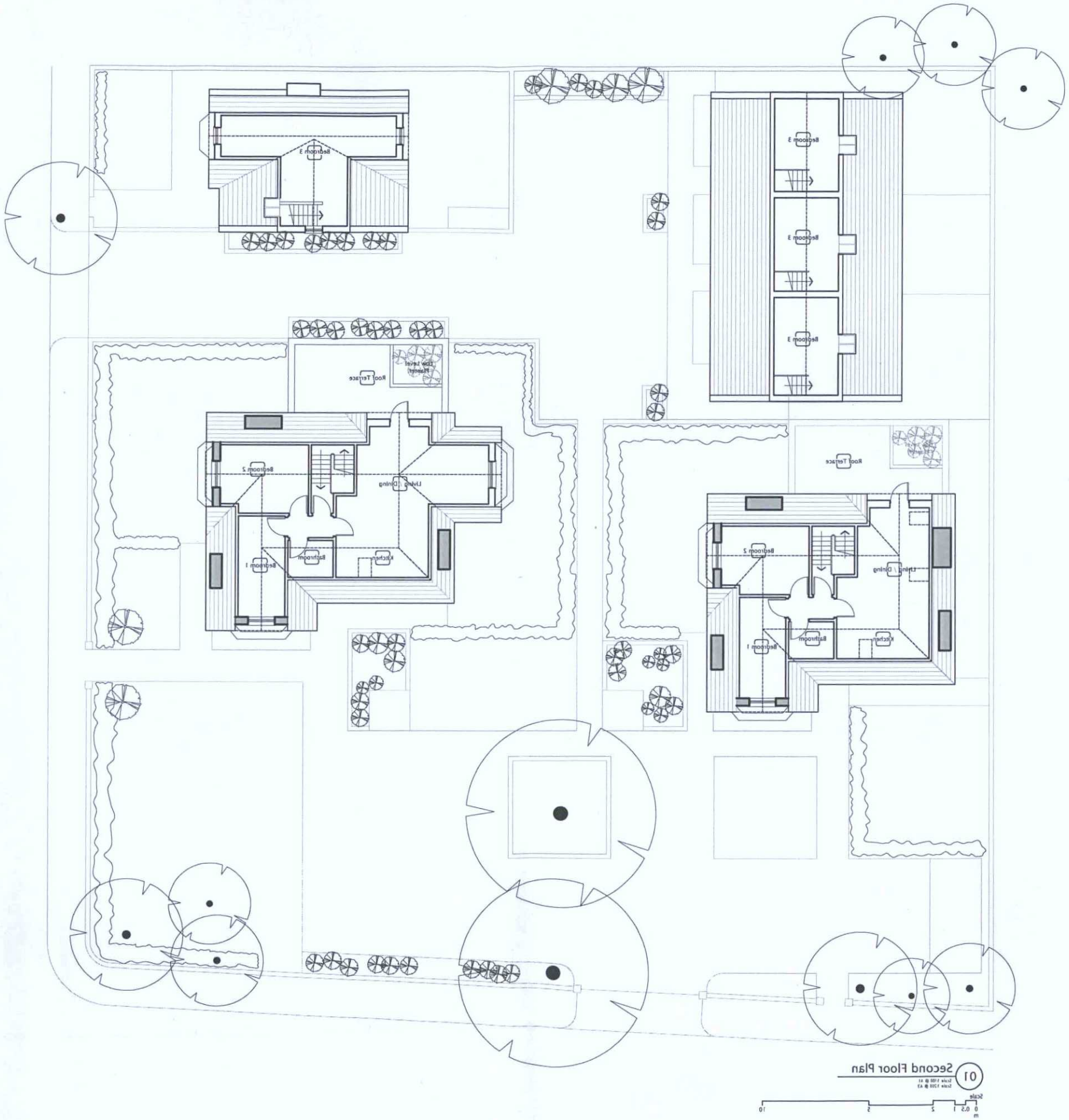

01 Second Floor Plan

Scale 1:100 @ A1
Scale 1:200 @ A3

Scale
0 0.5 1 2 5 10
m

Do NOT scale from this drawing. Use figured dimensions only. It is the contractor's responsibility to: check ALL dimensions ON SITE, report any discrepancies to the Architect, ensure full compliance with Current Building Regulations. This drawing must be read in conjunction with all other relevant project drawings and documentation. This drawing is the copyright of Farmiloe Architects Ltd and may not be reproduced in any way without written authority.

B 11.11.10 bm General amendments
A 05.11.10 bm General amendments

rev	date	by	note

client
Mr Jaddoo

project name
6 - 8 Mill Road, Worthing

drawing title
Proposed Second Floor Plan

project stage
Planning

project no. / drawing no. / revision
21008 / 303 / B

scale(s)	first issue date	drawn	check
1:100	12.08.10	bm	bm

farmiloe architects
102 trafalgar street brighton bn1 4er
t: 01273 688 992 e: office@farmiloe.com
f: 01273 695 035 www.farmiloe.com

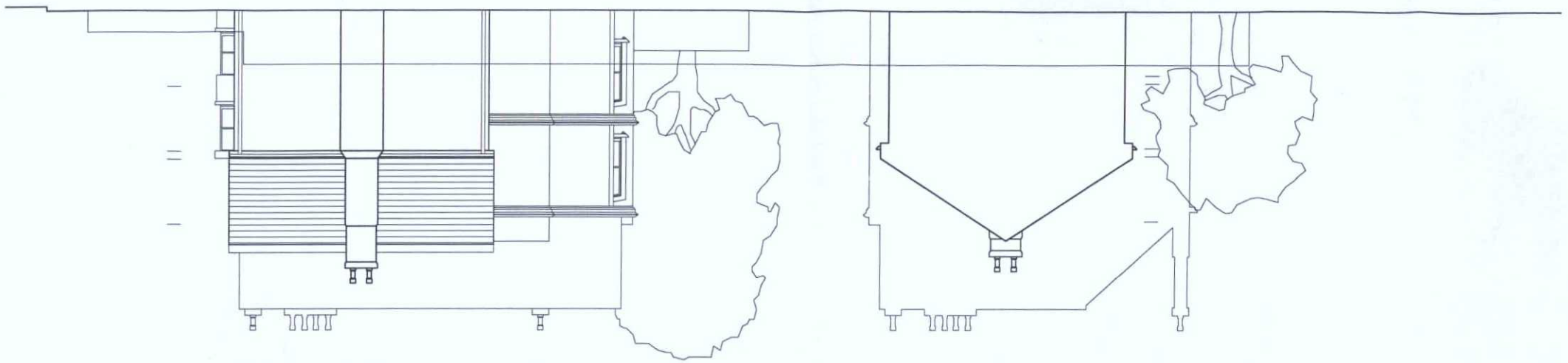

Side Mews & Gate House Elevation

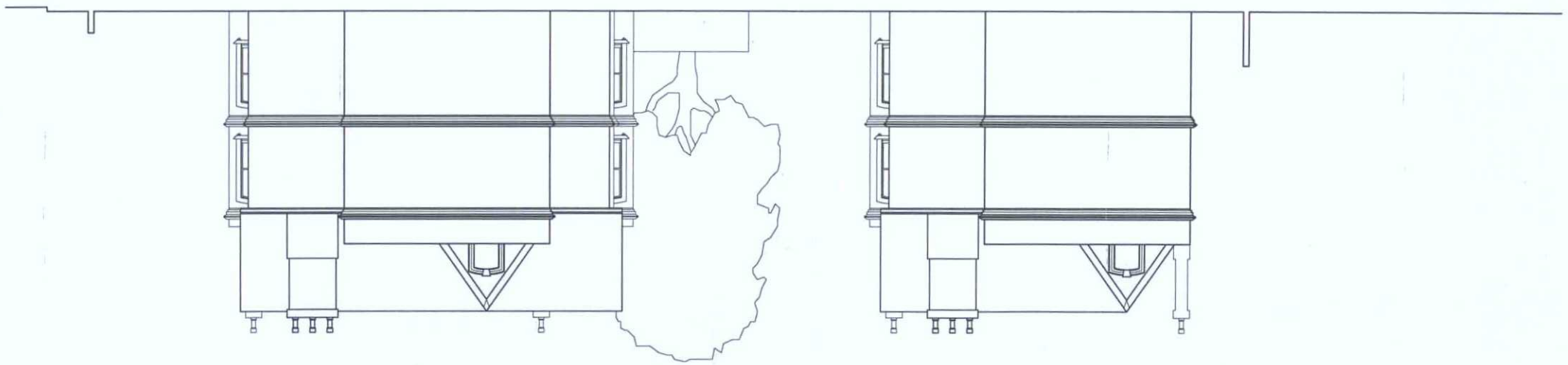

Rear Elevation



Side Elevation \ Mews Rear Elevation

Farmiloe architects
105 Trafalgar street brighton bn1 4er
t: 01273 688 992 e: office@farmiloe.com
f: 01273 695 032 www.farmiloe.com

project stage
Outline Proposals

project no. \ drawing no. \ revision
21008 \ 302 \ D

scale			
1:100	12.08.10	mm	mm

drawing title
Proposed Elevations
Sheet 2 of 3

project name
6 - 8 Mill Road, Worthing

client
Mr Laddoo

rev	date	by	note
A	01.11.10	mm	Elevation 03 added
B	02.11.10	mm	General amendments
C	09.11.10	mm	General amendments
D	11.11.10	mm	General amendments

Do NOT scale from this drawing. Use figured dimensions only. If it is the contractor's responsibility to check ALL dimensions ON SITE, report any discrepancies to the Architect, ensure full compliance with Current Building Regulations. This drawing must be read in conjunction with all other relevant project drawings and documentation. This drawing is the copyright of Farmiloe Architects Ltd and may not be reproduced in any way without written authority.

DO NOT scale from this drawing. Use figured dimensions only. If in the contractor's responsibility to check ALL dimensions ON SITE before the construction. Any discrepancies to the architect, errors &/ omissions must be dealt in conjunction with all other drawings. This drawing is the copyright of Tamallo Architects Ltd and may not be used or reproduced in any way whatsoever without authority.

Notes:
Perimeter planters need to create separation for existing vegetation along both.
Private garden areas. Vegetation to match existing vegetation along both.
Both the lower floors to be used as storage.
Vegetation across courtyard.
Added planters constructed using timber.
Steps. Steps to be used as internally.

- Retaining planters constructed from concrete blockwork faced with natural stone to match existing (for the avoidance of doubt, the existing trees are to be retained)
- Proposed boundary wall to separate Alley from Manor & Cute Houses development constructed to match existing (for the avoidance of doubt, the existing trees are to be retained)
- Curved white rendered wall
- Permeable paving
- Hardstanding areas to be constructed from

- Proposed boundary wall - 2metres tall
- Proposed planting - 2metres tall
- Proposed existing trees - 2metres tall
- Indicative water attenuation
- Proposed borehole location to accompany foul water treatment plant
- New vegetation access road

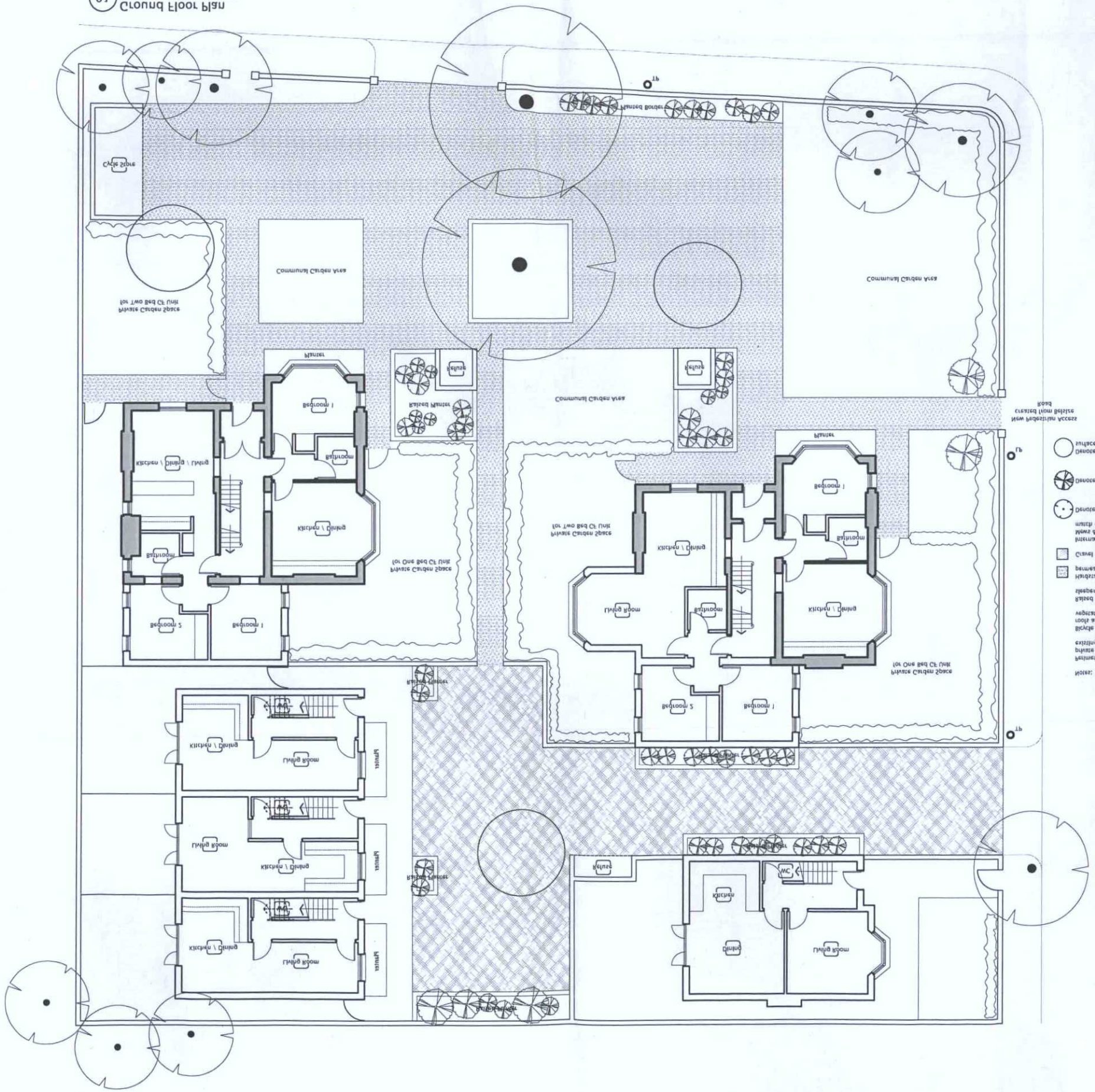
Communal Garden Area
Communal Garden Area
Communal Garden Area
Private Garden Space
for Two Bed CT Unit
Private Garden Space
for One Bed CT Unit
Private Garden Space
for Two Bed CT Unit
Private Garden Space
for One Bed CT Unit
Private Garden Space
for Two Bed CT Unit
Private Garden Space
CYCLE STORE
Planted Border
Planted Border
Planted Border

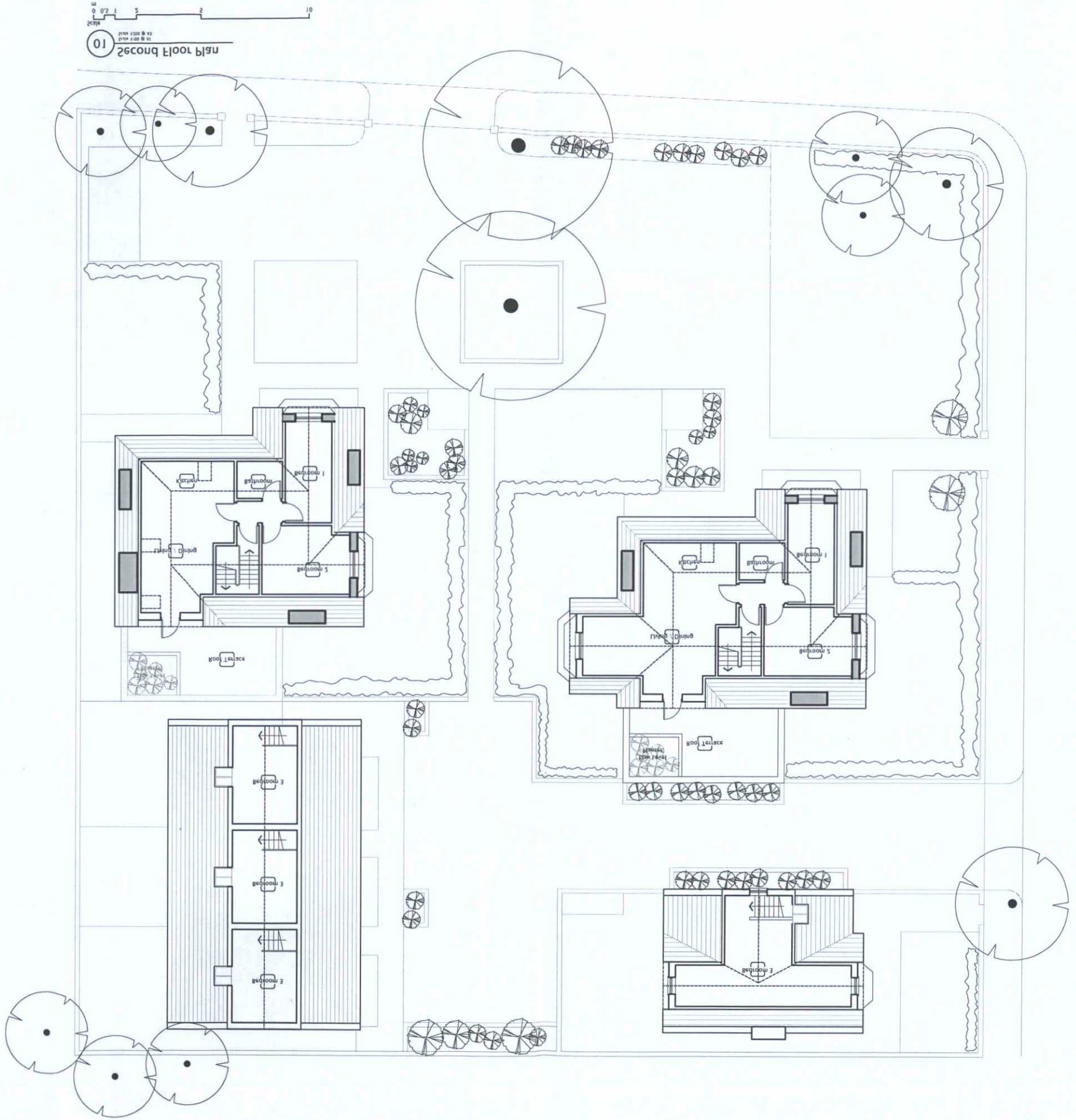

Do NOT scale from this drawing, use figured dimensions only, it is the contractor's responsibility to check ALL dimensions ON SITE, report any discrepancies to the Architect, ensure all compliance with Current Building Regulations. This drawing must be read in conjunction with all other relevant project drawings and documentation. This drawing is the copyright of Farmiloe Architects Ltd and may not be reproduced in any way without written authority.

Farmiloe architects
105 Trafalgar street Brighton Bn1 4ER
t: 01273 695 035 e: office@farmiloe.com
www.farmiloe.com

Planning
project stage

project no. \ drawing no. \ revision			
21008 \ 303 \ B			
scale	1:100	12.08.10	pm	pm

Proposed Second Floor Plan
drawing title

6 - 8 Mill Road, Worthing
project name

Mr Laddoo
client

rev	date	by	note
B	11.11.10	pm	General amendments
A	05.11.10	pm	General amendments

Scale 0 0.5 1 5 2 10 m

10 Second Floor Plan