

FRONT (s)



SIDE (w) ELEVATION 1:100 @ A3

0 1 2 3 4 5m
metres

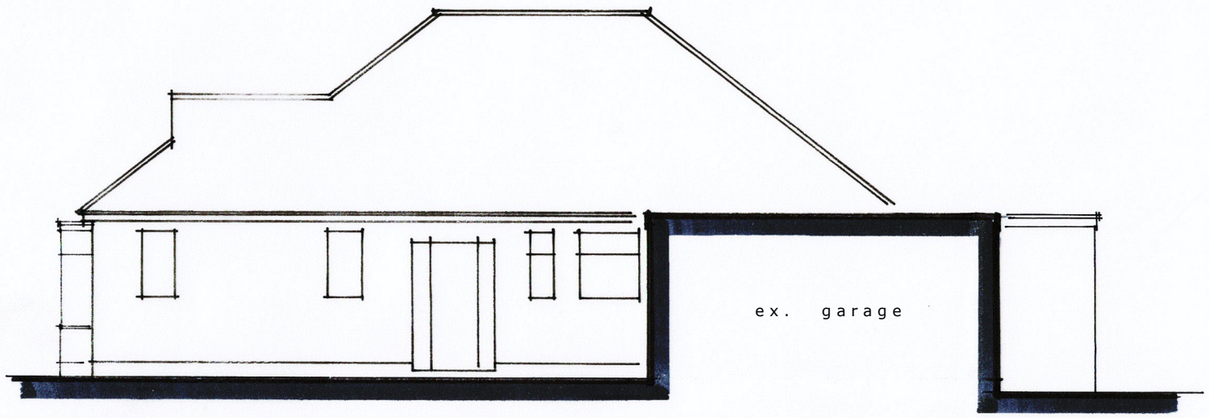

SIDE (e)



REAR (n)

GENERAL NOTES
Figured dimensions to take precedence over scaled dimensions. The contractor is to verify all dimensions on site before commencing any works. All dimensions are for main structural components and not finished sizes.

Any discrepancies whatsoever to be brought to the attention of the client immediately.

This drawing to be read in conjunction with structural engineers details and calculations.

The copyright of this drawing is reserved and must not be disclosed without authority.

WAYNE GANDER MCIAT
Chartered Architectural Technologist
98 Durrington Lane
WORTHING
West Sussex
BN13 2RQ
M – 07808 887896
E – waynegander08@gmail.com

20 WADHURST DRIVE, WORTHING
Existing 02 Feb 2025