Ground Floor - Existing

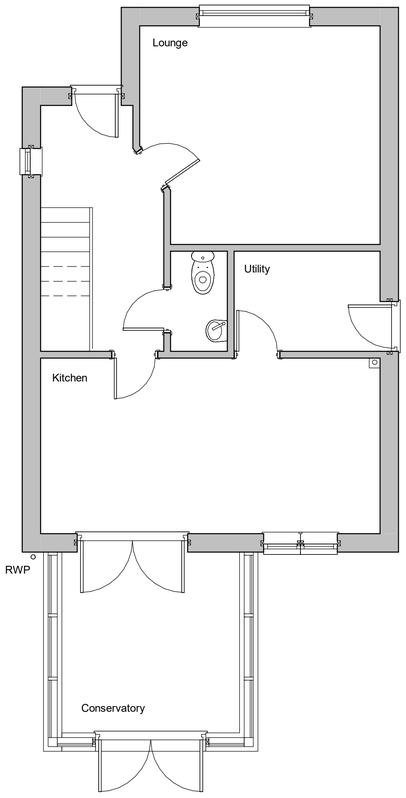

Existing roof plan

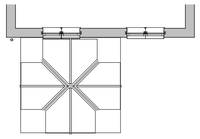

Ground Floor - Proposed

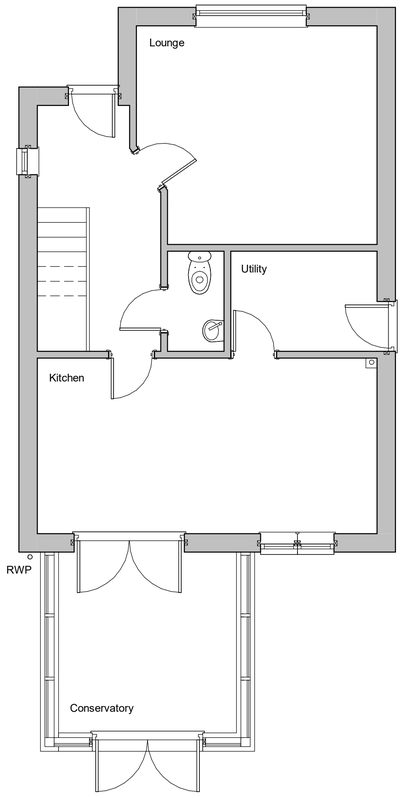

Proposed roof plan

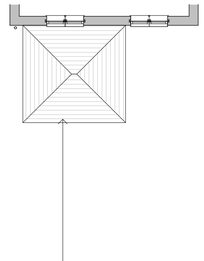





Site Plan 1:500

Site Plan 1:1250



Side Elevation
Existing
North

Rear Elevation
Existing
West

Side Elevation
Existing
South



Side Elevation
Proposed
North

Rear Elevation
Proposed
West

Side Elevation
Proposed
South

North

Revisions

0.5 0 0.5 1 1.5 2 2.5
SCALE 1: 50 m

1 0 1 2 3 4 5
SCALE 1: 100 m

5 0 5 10 15 20 25
SCALE 1: 500 m

10 0 10 20 30 40 50
SCALE 1: 1250 m

Materials

Drawing Number	2025/102	Sheet	1 of 1
Size	A1	Scale	1:50, 1:100, 1:500, 1:1250

Project

Existing and Proposed details
June 2025

Job Title

34 Lobelia Drive
Worthing
West Sussex
BN13 3GL

Do Not scale from this drawing except for planning as photocopies will be subject to distortion
Drawings to be read in conjunction with all other Designers and structural engineers contract drawings and specifications:
Any discrepancies must be brought to the attention of the Designer immediatialy.
The contractor must verify all dimensions by site measurement before ordering materials or manufacturing components
Substitute materials and products to those named will be acceptable if proven to be of equal or higher performance and not in conflict with other elements

M.J.Humphrey Ltd

RICS cabe chartered association of building engineers

Mel Humphrey MRICS, MBEng
9 Aldsworth Avenue
Goring By Sea
West Sussex
BN12 4XQ
Mel@mjhumphrey.co.uk
07701055182

Adam Humphrey
230 Dominion Road
Worthing
West Sussex
BN14 8JL
Adam@mjhumphrey.co.uk
07812419142