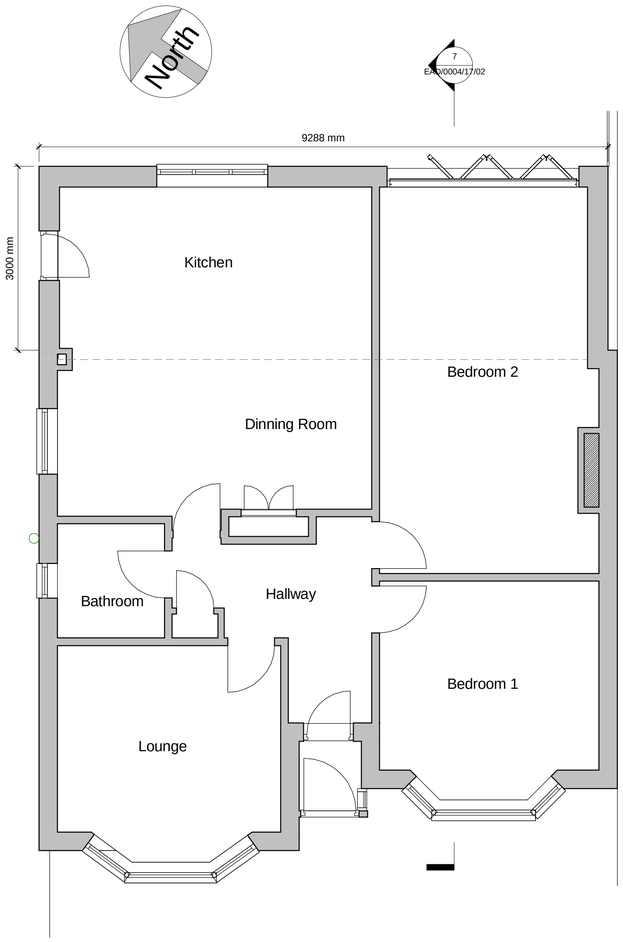

1 Ground Level
1 : 50

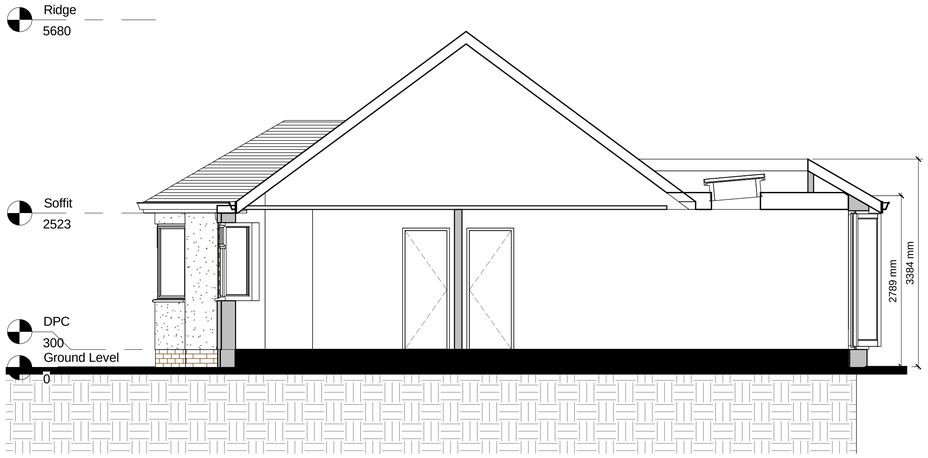

7 Section A-A
1 : 50

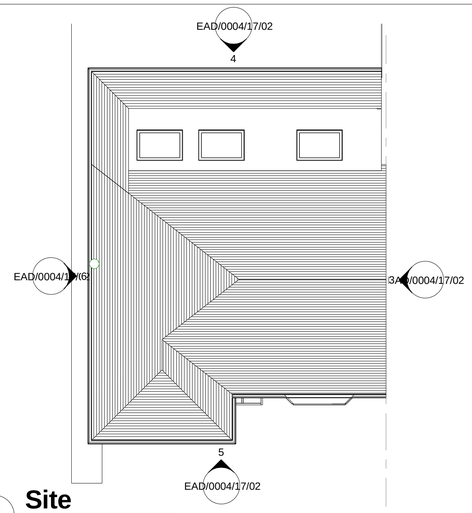

2 Site
1 : 100

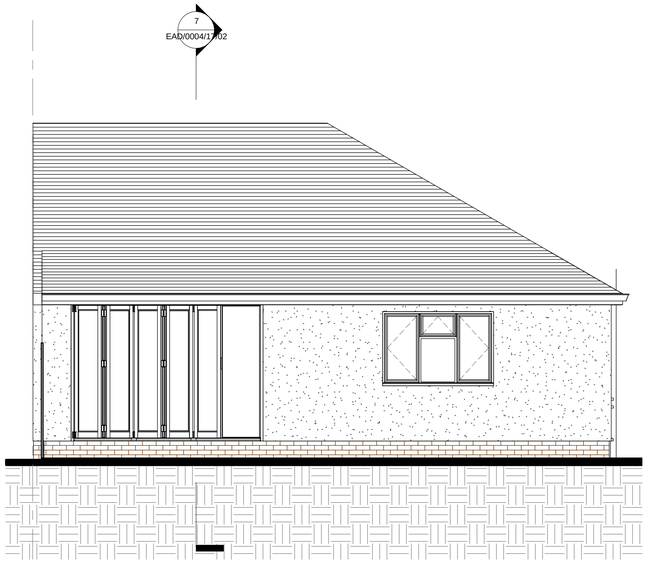

4 North
1 : 50

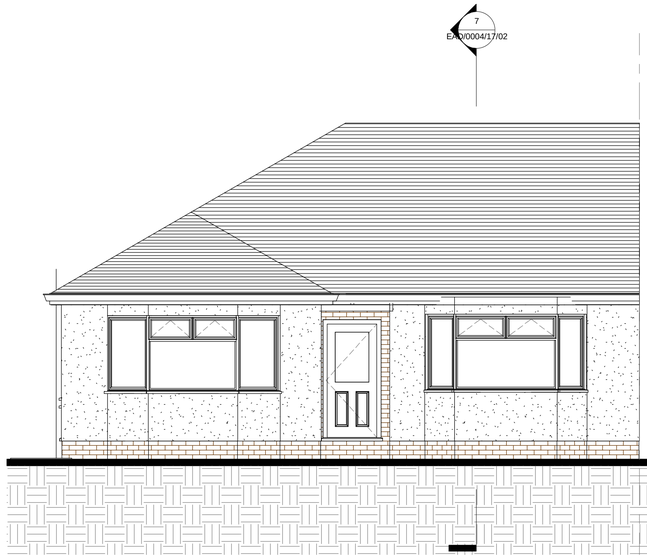

5 South
1 : 50

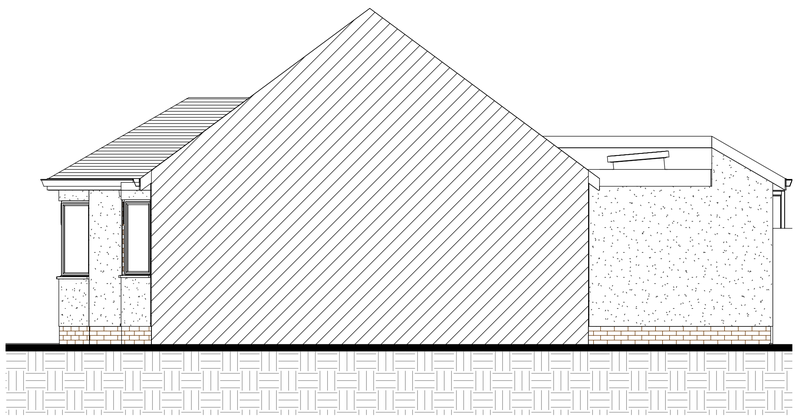

3 East
1 : 50

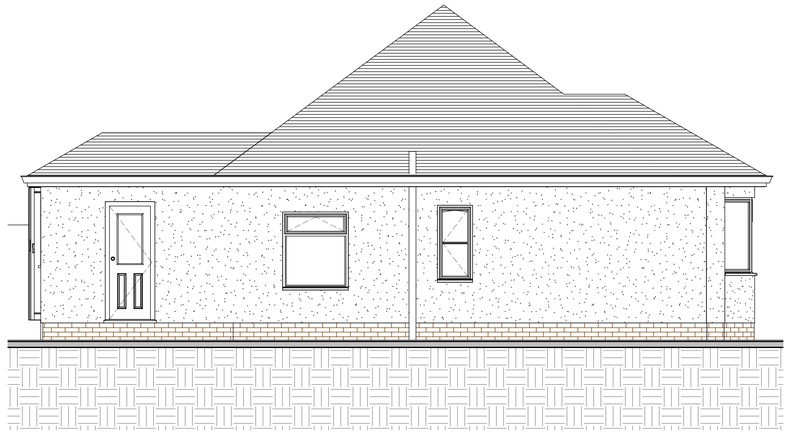

6 West
1 : 50

0m 1m 2m 3m 4m 5m

VISUAL SCALE 1:50 @ A1

0m 2m 4m 6m 8m 10m

VISUAL SCALE 1:100 @ A1

Notes:

1. THE COPYRIGHT OF THIS DRAWING IS VESTED IN EMPIRE ARCHITECURAL DESIGNS AND IT MAY NOT BE REPRODUCED IN WHOLE OR PART OR USED FOR THE MANUFACTURE OF ANY ARTICLE WITHOUT THE EXPRESS PERMISSION OF THE COPYRIGHT HOLDERS.

2. WORK TO FIGURED DIMENSIONS ONLY.

3. THIS DRAWING IS TO BE READ IN CONJUNCTION WITH ALL RELEVANT ARCHITECT'S, SERVICE ENGINEER'S AND EMPIRE ARCHITECURAL DESIGNS DRAWINGS AND SPECIFICATIONS.

REV	DESCRIPTION	BY	DATE

STATUS: PLANNING ISSUE

Empire Architectural Design
E: info@empire-designs.co.uk
T: 01273 934907
www.Empire-Designs.co.uk

Office 2, Hall Business Centre,
41 Dolphin Road,
Shoreham BY Sea,
BN43 6AP

CLIENT: Mr & Mrs S Trott
39 Milton Drive
Southwick
BN42 4NE

DRAWING: Single Storey Rear Extension

TITLE: Proposed Plans & Elevations

SCALE AT A1:	DATE:	DRAWN:	CHECKED:
As indicated	15/02/17	AP	
PROJECT NO:	**DRAWING NO:**		**REVISION:**
MILT_DR	EAD/0004/17/02		