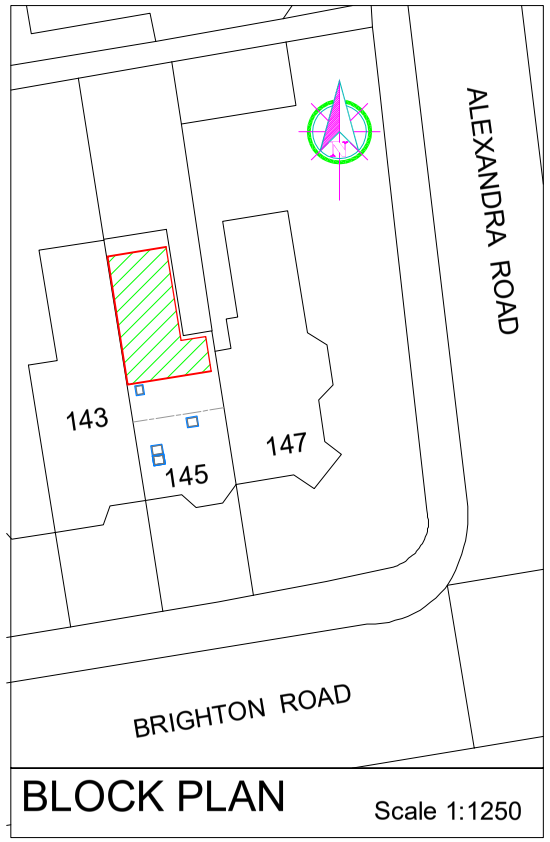

BLOCK PLAN Scale 1:1250

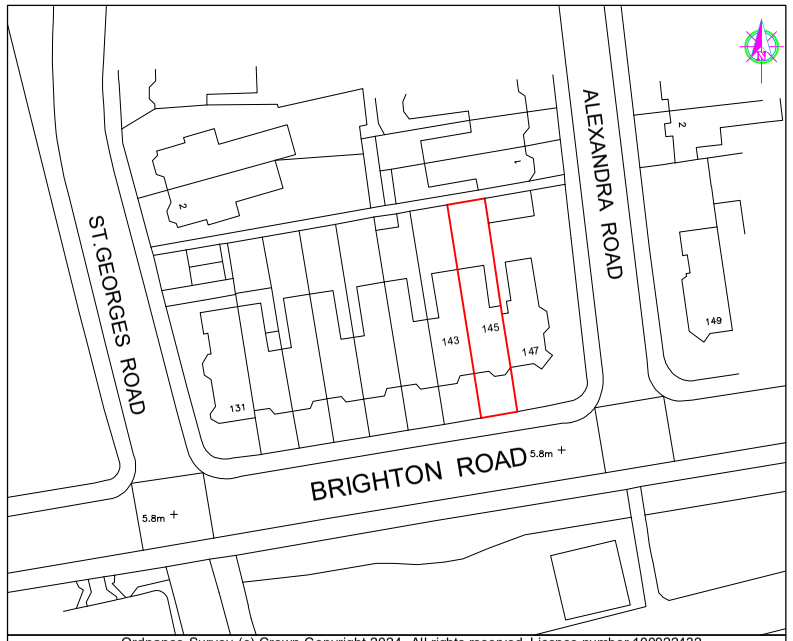

Ordnance Survey (c) Crown Copyright 2024. All rights reserved. Licence number 100022432

LOCATION PLAN Scale 1:1250

Volume(Vd)=
$\frac{1}{2}$x(5.650+2.850)x$\frac{1}{2}$x2.325x2.325
= 11.49 Cu.M

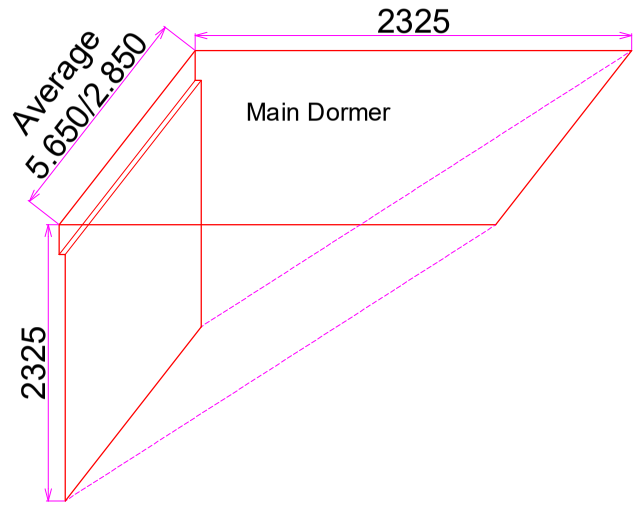

Volume(Vr)= $\frac{1}{2}$x3.300x2.250x7.200
= 26.73 Cu.M

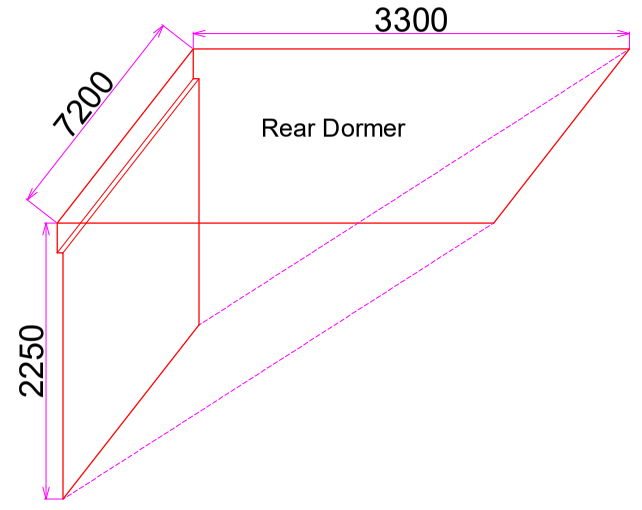

Total Volume = Vd + Vr
= 11.49 + 26.73 Cu.M
= 38.22 Cu.M

General Notes:
Contractor to ascertain all boundaries.levels,dimensions and information on site prior to commencement of work. The drawings are for the purpose of applying for Building Regulation and planning consent only. Prior to commencing works, the contractor should have sight of these consents.
Compliance with the contractor of any other statutory bodies is the responsibility of the contractor. The contractor should be aware of his obligations under the construction (Design and Management) Regulations. The designer has not undertaken the role of Planning Supervisor nor party Wall Surveyor.
Contractor is responsible for maintaining the stability and safety of the building and the adjacent properties at all stages and no encroachment of any part of the work over any boundary.

FORMATION OF OPENING IN WALLS.
The contractor is responsible for providing adequate temporary needling and propping to existing wall and floor/roof, prior to formation of new opening or removal of any load bearing elements.
Sand cement (3:1)dry pack to be rammed into gap between top of lintel/steel beam and brickwork. The packing should be allowed to cure before the removal of propping.

WORKMANSHIP AND MATERIALS
All workmanship and materials to be accordance with Building Regulations, NHBC Standard and relevant Cs of Practices and British Standards.

Needling
Needling to be provided to support the masonry wall above before removing the existing wall for the proposed openings.
All work shall comply with the latest Building Regulations and to be satisfied by the Local Authority.

0 5 10 15 20 25 30 35 40 45 50m 1:500
0 25 50 75 100 125m 1:1250

0 1 2 3 4 5 6 7 8 9 5m 1:50 10m 1:100 @A3

TITLE: LOFT CONVERION WITH REAR DORMERS AND ROOF WINDOWS

NAME : MR&Mrs John Christian

ADDRESS : 145 BRIGHTON ROAD
WORTHING
BN11 2EU

ARCCI DESIGNS
Tel : 020 3620 2355
Fax: 020 8425 1312
Web : www.arccidesigns.com
Email: admin@arccidesigns.com

Notes:
- This Drawing is Copyright of ARCCI DESIGNS and may not be reproduced or copied, in whole or in part,without express permission.
- Contractor/Builder to check all dimension on site,Before commencement of any works.Figured dimension only to be used.
- All work shall comply with the latest Building Regulations & be to the satisfication of the L.Authority.
- Materials shall be suitable for the purpose for which they are used& the quality shall not be lower than that defined in the relevant British standard.

Drg No : AD/24/BRI 145/LF03	Scale : 1:50	Drwn By: ST	Date : 11.07.2024	Page : 5 of 7