ADUR DISTRICT COUNCIL

Adur District Council

Town and Country Planning Act 1990

Office use
App AD/0203/07
Date Rc. 05 APR 2007
Fee 135

Householder's planning application form

Use this form to apply for planning permission to extend or alter your house or flat, to build a garage or other structure on your property or to create access for a vehicle onto a classified road (please read note 9).

Please read the notes before you fill in this form.

1 Please give the address of the property to be altered or extended.

FLAT 6, OAKLANDS,
83 PENHILL RD, LANCING BN15 8HB

2 Type of property (please tick)

Detached House	☐	Terraced House	☐	Other (please give details)	☐
Semi-detached House	☐	Flat	☑	STUDIO	

3 Please describe the development you are applying for.

TO REPLACE EXISTING WOOD FRAME SINGLE GLAZED WINDOWS WITH DOUBLE GLAZED UNITS IN UPVC FRAMES.
THESE WILL BE IN THE SAME FORMAT APPEARANCE WISE ON THE EXTERIOR I.E BROWN + (SEE SUPPLIER ORDER DIAGRAMS)

4 Applicant (in block capitals)

Full name : PETER BRADY
Address (including postcode):
FLAT 6, OAKLANDS
83 PENHILL RD, LANCING
BN15 8HB
Phone Number: [redacted]
Home: [redacted]
Work: [redacted]
Extension: [redacted]
Fax Number: [redacted]

Agent (if any)

Full name :
Address (including postcode):
Phone Number:
Home:
Work:
Extension:
Fax Number:

5 Please enclose four copies of this form and four sets of plans.
Please number

	Plan number	Scale
Location plan	WSX 78292.	1/1250
Block plan	C490	1/500
Floor plan	C490 (*2973)	1/50
Elevations	See Attached Photographs of existing Windows.	
Other	See Diagram of Proposed new windows	

6 Will the development involve cutting down any trees? Yes ☐ No ☑
If "Yes", please show these clearly on the block plan.

7 Will the development (including any new or altered access affect a public footpath or any other public right of way? Yes ☐ No ☑

8 Does this application require a fee? (See note 3) Yes ☐ No ☐

If "No", please tick the option that applies (See note 3) A ☐ B ☐ C ☐

If "Yes", please state the fee enclosed (See note 4) £135-00

Signature: [redacted] Date: 3/4/07

Please print your name: PETER BRADY

Certificate under Article 7 of the Town and Country Planning (General Development Procedure) Order 1995

If anyone else owns the land or part of it, you must fill in Certificate B, which you can get from the Planning Section. You must also tell the owner of the land about this application by serving a notice on them. If you own all of the land, you must fill in Certificate A below.

* See copy letter sent personally by managing Agents

Certificate A

I confirm that:

- Nobody except the applicant was an owner of any part of the land involved at the beginning of the period of 21 days before the date of this application; and
- none of the land this application relates to is an agricultural holding or part of an agricultural holding.

Signature: [redacted] Date: 3/4/07

Please print your name: PETER BRADY

H.M. LAND REGISTRY		TITLE NUMBER WSX78292	
ORDNANCE SURVEY PLAN REFERENCE	TQ 1804	SECTION P	Scale 1/1250
COUNTY WEST SUSSEX	DISTRICT ADUR		© Crown copyright 1984

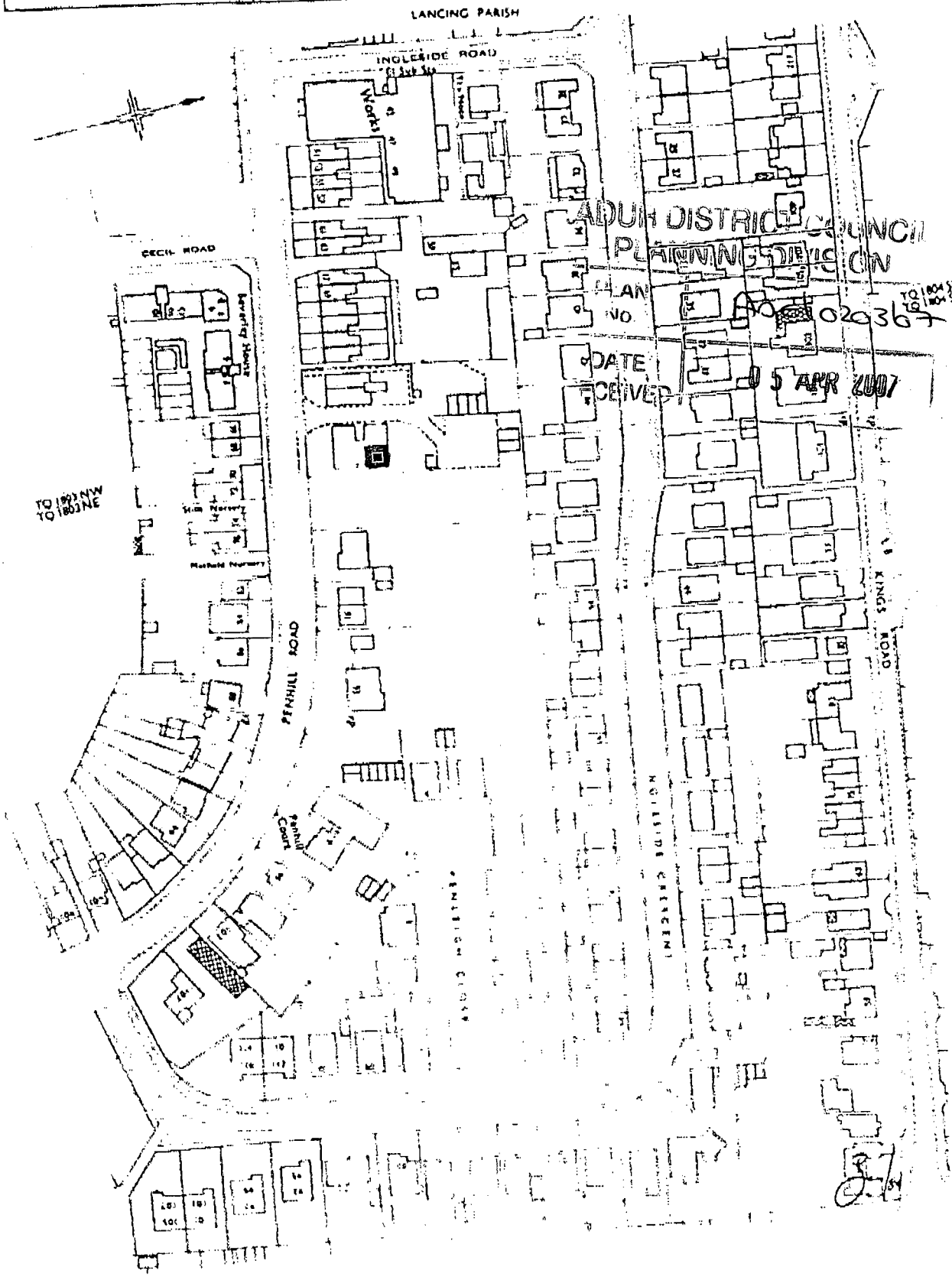

ADUR DISTRICT COUNCIL
PLANNING DIVISION
PLAN NO. A0 020367
DATE RECEIVED 05 APR 2007

The Official Copy is incomplete without the preceding notes page.

PLAN

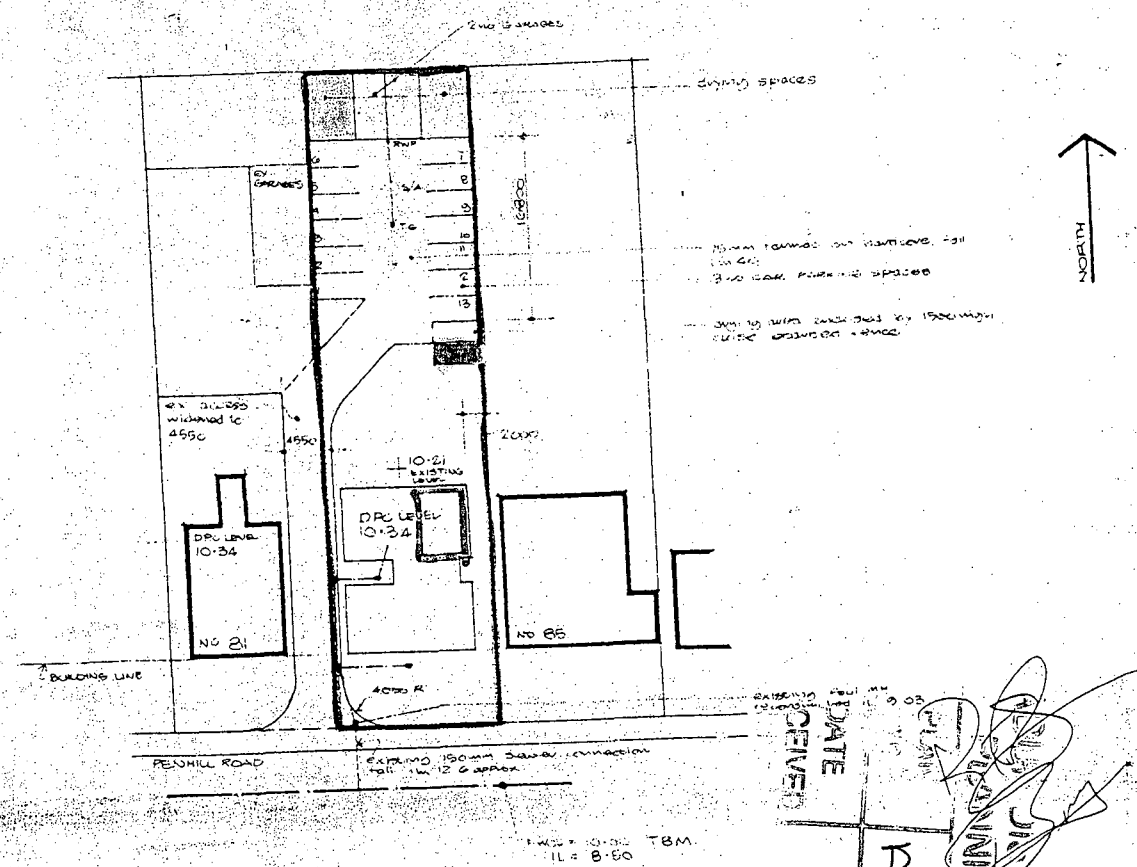

1:500 plan

DISTRICT COUNCIL
PLANNING DIVISION
DATE RECEIVED
APR 2007
Ans 020367

South Coast Exteriors Ltd
PO BOX 2143
Shoreham-by-sea
BN43 9BR
Telephone: 08458736630
Facsimile: 08458736650

Order no	1111 (Unglazed)
Order date	20/03/2007
Printed	20/03/2007 7:27 AM
Version/Operator	3.149/
Glass del date	
Delivery date	
Reference :	
Vat no	Ax1020367
Company reg no	

ADUR DISTRICT COUNCIL
PLANNING DIVISION
DATE RECEIVED
05 APR 2007

Item 1 of 3

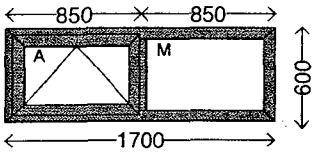

Heading	Option
Product Type	58mm Casement
Design Name	Style 18
Input Sizes	1700mm x 600mm
Number off	1
Colour	W/G on White
Frame (Head)	1460 57mm Slim
OPEN IN/OUT	OPEN OUT
Cill	150mm Cill 0991
Cill horn length	100mm
Drainage	Hidden
Bead type	1480 Bevld Black
Spacer bar	White
HANDLE (CAS)	WHITE
Espagnolette	Shootbolt
Glazed in/out	Glazed in
Glazing type 1	4/20/4 28mm
Glass pattern 1	Clear
Safety glass 1	Float
Special glass 1	Low 'E'

Item 2 of 3

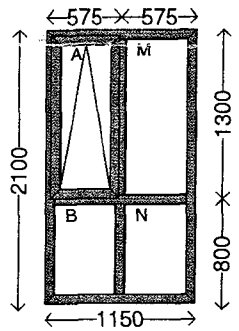

TOUGHENED GLASS

Heading	Option
Product Type	58mm Casement
Design Name	Style 121
Input Sizes	1150mm x 2100mm
Number off	1
Colour	W/G on White
Frame (Head)	1460 57mm Slim
CRUCIFORM JOINT	NEITHER RUN THROUG
OPEN IN/OUT	OPEN OUT
Cill	150mm Cill 0991
Cill horn length	100mm
Drainage	Hidden
Bead type	1480 Bevld Black
Spacer bar	White
HANDLE (CAS)	WHITE
Espagnolette	Shootbolt
Glazed in/out	Glazed in
Glazing type 1	4/20/4 28mm
Glass pattern 1	Clear
Safety glass 1	Float
Special glass 1	Low 'E'

Item 3 of 3

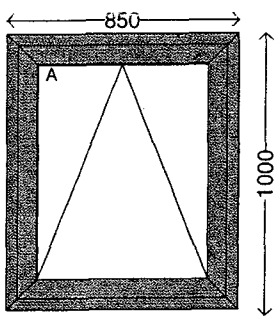

Heading	Option
Product Type	58mm Casement
Design Name	Style 2
Input Sizes	850mm x 1000mm
Number off	1
Colour	W/G on White
Frame (Head)	1460 57mm Slim
OPEN IN/OUT	OPEN OUT
Cill	150mm Cill 0991
Cill horn length	100mm
Drainage	Hidden
Bead type	1480 Bevld Black
Spacer bar	White
HANDLE (CAS)	WHITE
Espagnolette	Shootbolt
Glazed in/out	Glazed in
Glazing type 1	4/20/4 28mm
Glass pattern 1	Clear
Safety glass 1	Float
Special glass 1	Low 'E'


3RD WINDOW
TO SIDE.
(NOT POSSIBLE
TO PHOTOGRAPH)
SHAPE IS AS
SHOWN IN ITEM
1 OF 3 ON
SUPPLIER ORDER
APR 2007

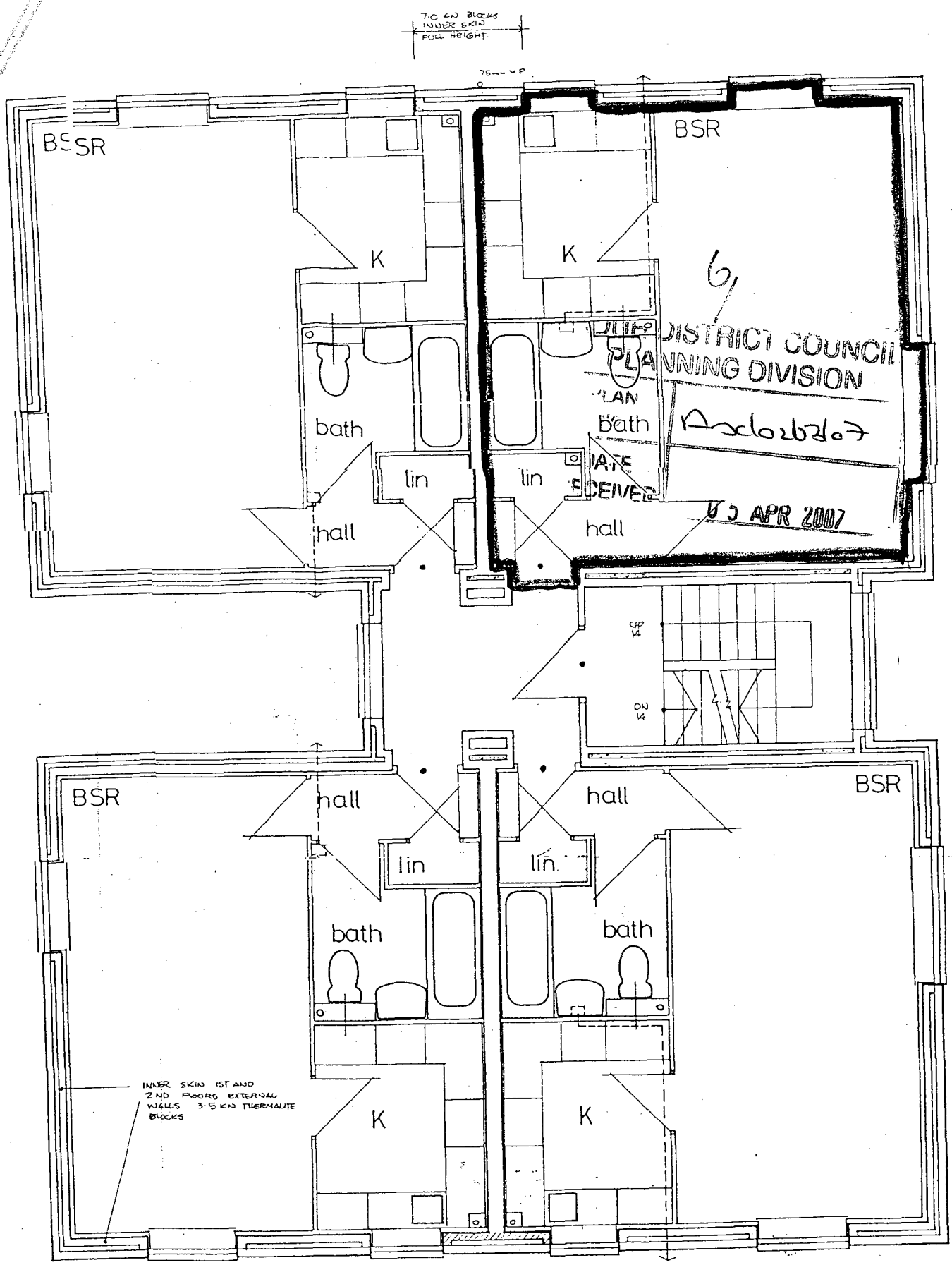

6
DISTRICT COUNCIL
PLANNING DIVISION
DATE RECEIVED
03 APR 2007

first floor plan

9a