1 Side Elevation 2
1 : 50

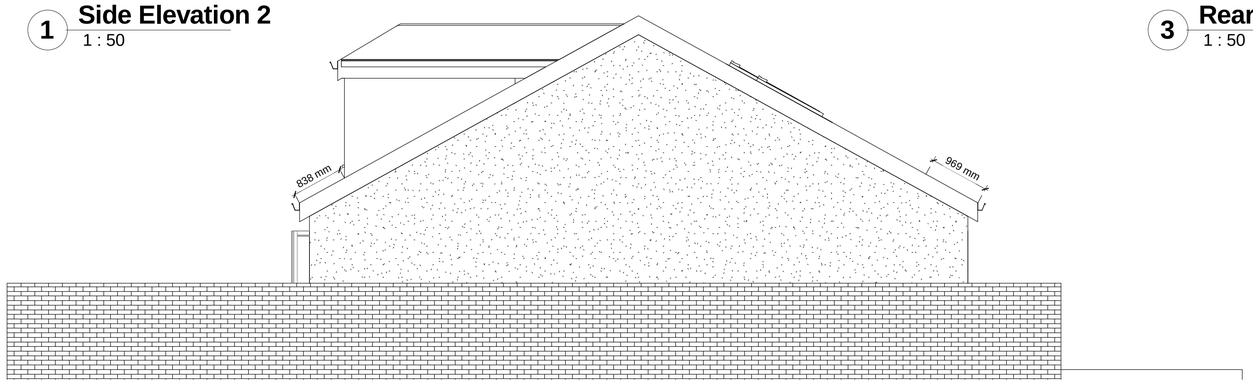

3 Rear Elevation
1 : 50



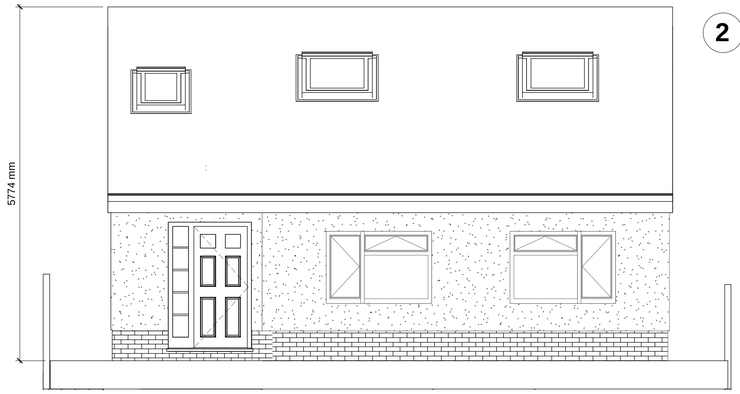

2 Front Elevation
1 : 50

4 Side Elevation
1 : 50

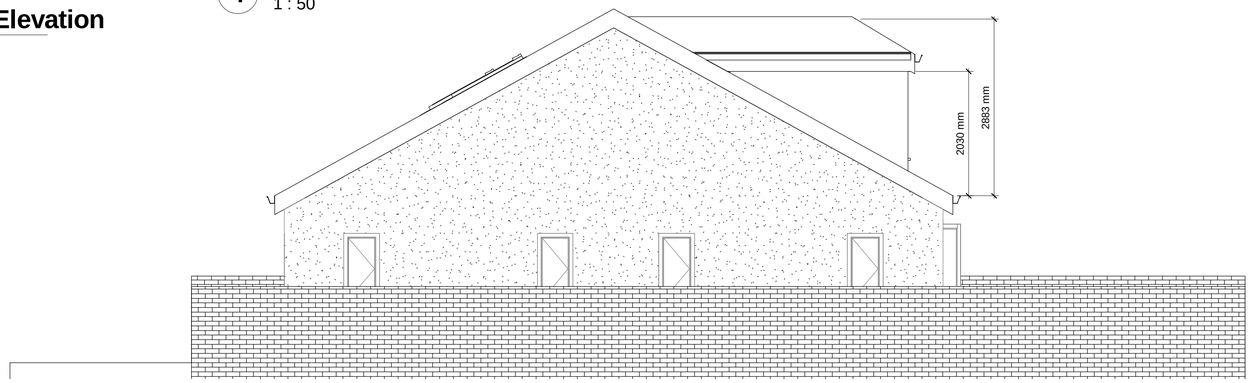

5 Section 2
1 : 25

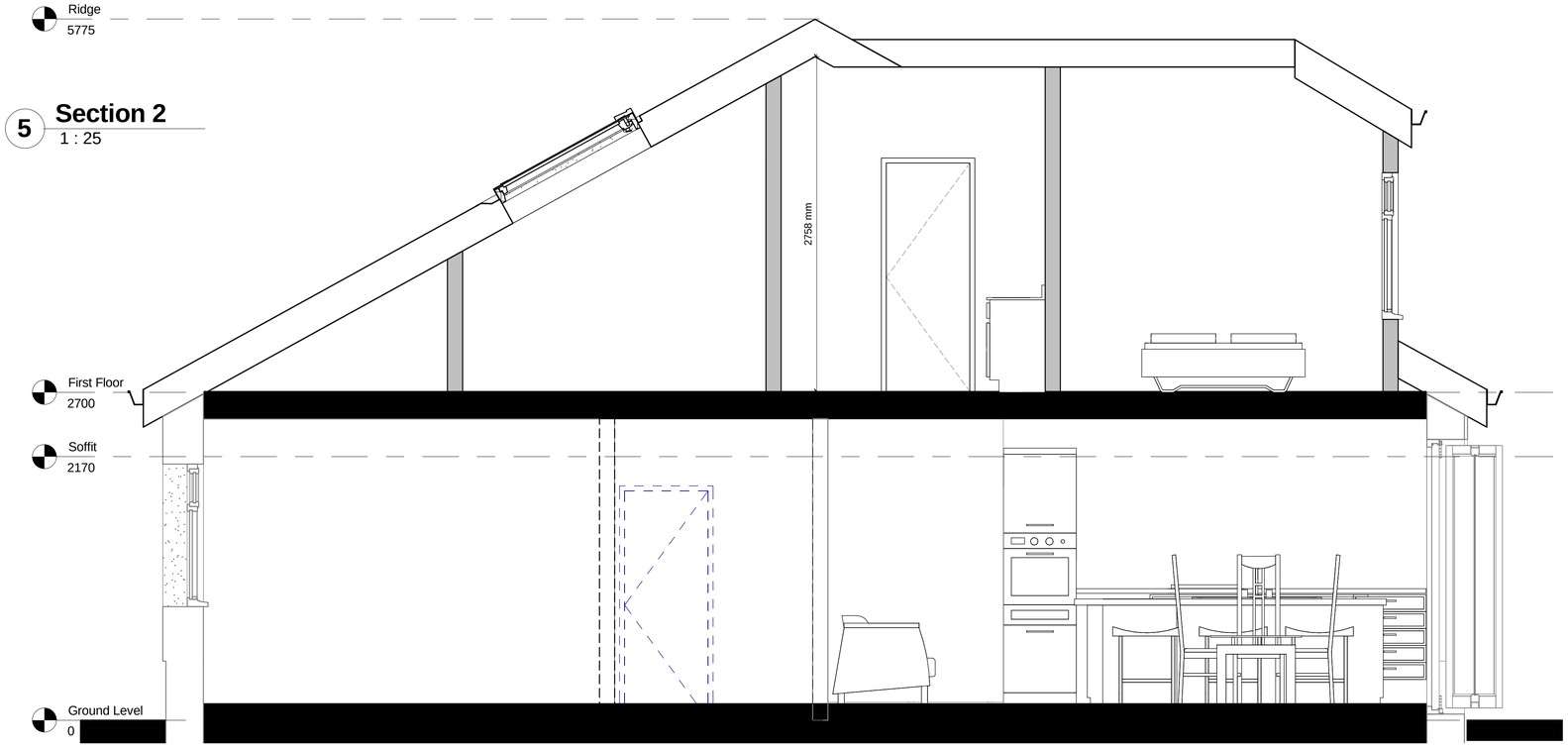

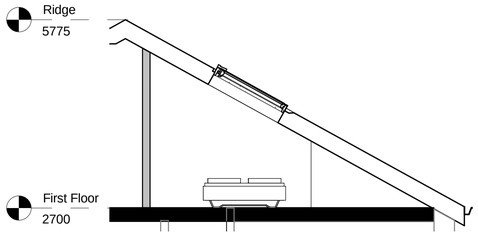

6 Section 9
1 : 50

0m 1m 2m 3m 4m 5m

VISUAL SCALE 1:50 @ A1

0m 0.5m 1m 1.5m 2m 2.5m

VISUAL SCALE 1:25 @ A1

Notes:

1. THE COPYRIGHT OF THIS DRAWING IS VESTED IN EMPIRE ARCHITECURAL DESIGNS AND IT MAY NOT BE REPRODUCED IN WHOLE OR PART OR USED FOR THE MANUFACTURE OF ANY ARTICLE WITHOUT THE EXPRESS PERMISSION OF THE COPYRIGHT HOLDERS.

2. WORK TO FIGURED DIMENSIONS ONLY.

3. THIS DRAWING IS TO BE READ IN CONJUNCTION WITH ALL RELEVANT ARCHITECT'S, SERVICE ENGINEER'S AND EMPIRE ARCHITECURAL DESIGNS DRAWINGS AND SPECIFICATIONS.

A	Removal of the East Elevation Windows	AP	17/11/17

Revision Number	Revision Description	Issued by	Revision Date

STATUS: Planning

Empire Architectural Design
E: info@empire-designs.co.uk
T: 01273 934907
www.Empire-Designs.co.uk

Office 2, Hall Business Centre,
41 Dolphin Road,
Shoreham BY Sea,
BN43 6AP

EMPIRE® ARCHITECTURAL DESIGNS

CLIENT: Mr & Mrs M Eaton
53 Downside
Shoreham By Sea
West Sussex
BN43 6HF

SITE ADDRESS:

DRAWING: Door and Window Alterations

TITLE: Proposed Elevations

SCALE AT A1:	DATE:	DRAWN:	CHECKED:
As indicated	Issue Date	AP	

PROJECT NO:	DRAWING NO:	REVISION:
DWN_SID	EAD/0021/17/A/04	A