0 1 2 3 4 5m

SCALE BAR
1:50 @ A1

0 5 10 15 20 25 50m

SCALE BAR
1:500 @ A1

0 2 4 6 8 10m

SCALE BAR
1:100 @ A1

N

DO NOT SCALE FROM THIS DRAWING

DRAWING TO BE READ IN CONJUNCTION WITH ALL OTHER ARCHITECT'S AND ENGINEER'S CONTRACT DRAWING & SPECIFICATIONS.
ANY DISCREPANCIES MUST BE BROUGHT TO THE ATTENTION OF THE ARCHITECT IMMEDIATELY.
THE CONTRACTOR MUST VERIFY ALL DIMENSIONS BY SITE MEASUREMENT BEFORE ORDERING MATERIALS OR MANUFACTURING COMPONENTS.
SUBSTITUTE MATERIALS & PRODUCTS TO THOSE NAMED WILL BE ACCEPTABLE IF PROVEN TO BE OF EQUAL OR HIGHER PERFORMANCE AND NOT IN CONFLICT WITH OTHER ELEMENTS.

NOTES



01 D.03 PERGOLA PLAN
AS PROPOSED_1:50 @ A3



02 D.03 PERGOLA FRONT ELEVATION
AS PROPOSED_1:100 @ A3



03 D.03 PERGOLA SIDE ELEVATION
AS PROPOSED_1:100 @ A3

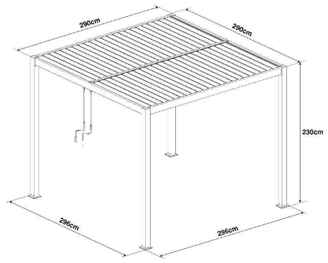

04 D.03 PERGOLA ISOMETRIC
AS PROPOSED_NTS

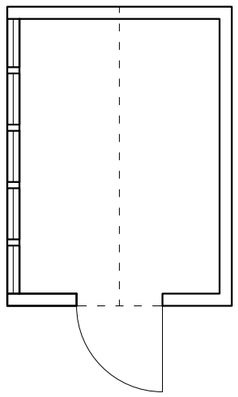

05 D.03 SHED PLAN
AS EXISTING_1:50 @ A3

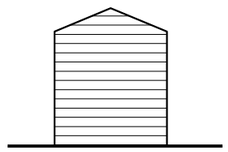

06 D.03 SHED NORTH ELEVATION
AS EXISTING_1:100 @ A3



07 D.03 SHED EAST ELEVATION
AS EXISTING_1:100 @ A3

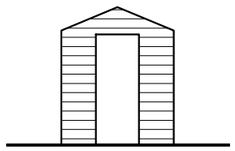

08 D.03 SHED SOUTH ELEVATION
AS EXISTING_1:100 @ A3

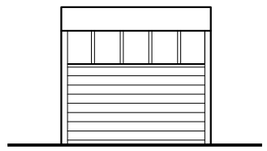

09 D.03 SHED WEST ELEVATION
AS EXISTING_1:100 @ A3

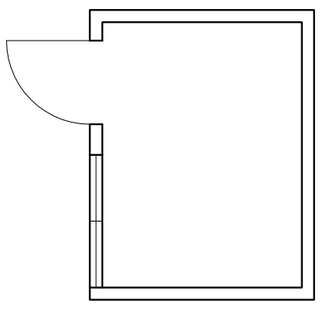

10 D.03 SHED PLAN
AS PROPOSED_1:50 @ A3

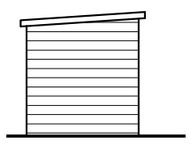

11 D.03 SHED NORTH ELEVATION
AS PROPOSED_1:100 @ A3



12 D.03 SHED EAST ELEVATION
AS PROPOSED_1:100 @ A3

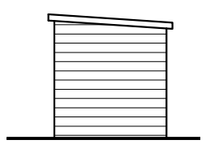

13 D.03 SHED SOUTH ELEVATION
AS PROPOSED_1:100 @ A3

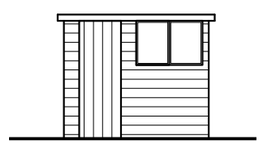

14 D.03 SHED WEST ELEVATION
AS PROPOSED_1:100 @ A3

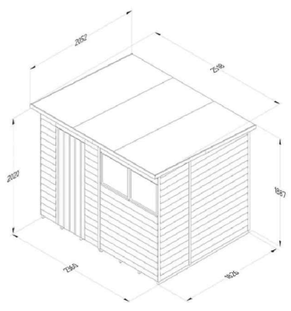

15 D.03 SHED ISOMETRIC
AS PROPOSED_NTS

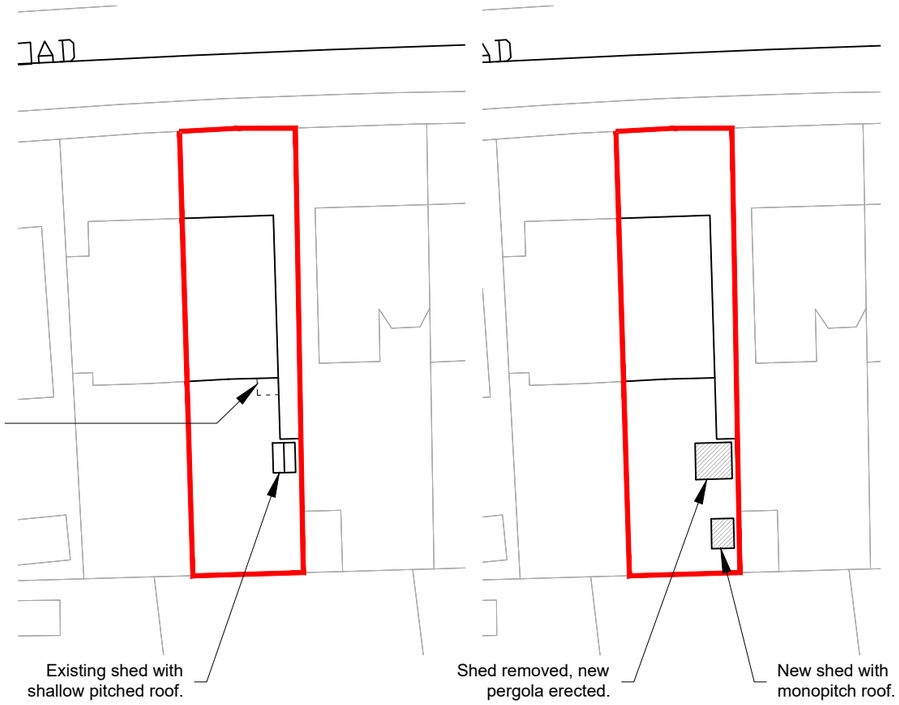

16 D.03 BLOCK PLAN
AS EXISTING_1:500 @ A3

17 D.03 BLOCK PLAN
AS PROPOSED_1:500 @ A3

FOR PLANNING

JOB TITLE
11 COWPER ROAD
WORTHING

DRAWING TITLE
NEW SHED AND PERGOLA
AS PROPOSED

JOB No	DWG No		REV
COW	D.03		

DRAWN BY	CHECKED BY	SCALE (@A3)	DATE
ML	ML	VARIES	06/24

LIGGINS WAINEWRIGHT ARCHITECTURE
TEL: 07503 352499
E-MAIL: INFO@LW-ARCHITECTURE.CO.UK