# ADUR DISTRICT COUNCIL

TOWN AND COUNTRY PLANNING ACT, 1990

## APPLICATION FOR PLANNING PERMISSION

4 copies of this form required, together with plans and appropriate fee.
All measurements are to be given in metric.
If site relates to Lancing or Sompting, please submit 5 copies.

FOR OFFICIAL USE ONLY
Appl. No ADC/0474/06
Date Received 8-12-06
Fee 530
Rem. List 13949

IT IS IMPORTANT THAT YOU READ THE GUIDANCE NOTES AS INCORRECT COMPLETION INVOLVES DELAY

1. Applicant (In BLOCK CAPITALS)

Name RICARDO UK LTD
Address SHOREHAM TECHNICAL CENTRE
SHOREHAM BY SEA BN43 5FG
Tel. No. 01273 794121

Agent (if any) to whom correspondence should be sent (In BLOCK CAPITALS)

Name GRAHAM ROWLEY - MANAGER
Address SHOREHAM TECHNICAL CENTRE
MAINTENANCE & SITE SERVICES
Tel. No. 01273 794121

2. Type of Application (see Note 2)

| | | State Yes or No |
|---|---|---|
| (a) | Full planning permission (including changes of use) | YES |
| (b) | Outline planning permission | NO → |
| (c) | Renewal of a temporary permission | NO |
| (d) | Permission for retention of building or continuance of use without complying with a condition imposed on a planning permission | NO |
| (e) | Permission to develop land without complying with a condition imposed on a planning permission. | NO |

If yes, state those matters to which this application relates (tick where appropriate)

| | | |
|---|---|---|
| (i) | Siting | ☐ |
| (ii) | Design | ☐ |
| (iii) | External appearance | ☐ |
| (iv) | The means of access | ☐ |
| (v) | Landscaping of the site | ☐ |

If yes, state the date and number of the permission and outline the particular condition

Date
Application No.
Condition No.

3. (a) Full address or location of the land to which this application relates

RICARDO UK LTD
SHOREHAM TECHNICAL CENTRE
SHOREHAM BY SEA WEST SUSSEX BN43 5FG.

(b) State whether applicant owns or controls any adjoining land — State Yes or No: YES — If yes, this land must be edged blue on the location plan

(c) Area of site 6·3 hectares/~~square metres~~

Dimensions of the application site and distances from the new buildings to boundaries must be clearly indicated on plans

(d) Description of proposed development (If residential development, state no. of units proposed and type if known e.g. houses, bungalows, flats)

ADDITION OF PREFABRICATED SECTIONAL STEEL BUILDING TO PROVIDE A WORK SHOP COVERED AREA.

(e) State whether the proposal involves:-

| | | State Yes or No |
|---|---|---|
| (i) | New building(s) or structure(s) | YES |
| (ii) | Alteration or extension of building(s) | NO |
| (iii) | Construction of a new ) vehicular access to a highway ) pedestrian | NO / NO |
| (iv) | Alteration of an existing ) vehicular access to a highway ) pedestrian | NO / NO |
| (v) | Closure of existing access | NO |
| (vi) | Change of use only | NO |

4. Particulars of Use of Buildings or Land: state (a) Present use N/A
(b) If vacant, the last use AREA PREVIOUSLY HAD PORTAKAC

| 5. Additional Information | | State Yes or No | | State Yes or No |
|---|---|---|---|---|
| (a) | Is the application for industrial, office warehousing, storage, shopping, commercial purposes or places of public assembly? (See note 5) | YES | If yes, complete part 2 of form C.P. 1 | YES |
| (b) | Is the application for the winning or working of minerals? | NO | If yes, complete part 4 of form C.P. 1 | |
| (c) | Is the application for an agricultural dwelling or building? | NO | If yes, complete part 6 of form C.P. 1 | |
| (d) | Does the proposed development involve the demolition of any residential units? | NO | If yes, how many units? Please indicate their position on plans | |
| (e) | Does the proposed development involve the felling of any trees? | NO | If yes, indicate their position on plans | |
| (f) | Does the proposed development involve any public right of way within the site? | NO | If yes, indicate the position on plan | |
| (g) | Does the proposed development involve demolition or alteration of a building or Special Architectural or Historic interest or demolition within a Conservation Area? | NO | If YES a separate application for **Listed Building Consent** or **Conservation Area Consent** may be necessary. | |

(h) (i) How will surface water be disposed of? (i) DISCHARGE TO EXISTING ON SITE DITCH
(ii) How will foul sewage be disposed of? (e.g. mains, cesspit, etc.) (ii) N/A

6. Plans (See Note 6). List of drawings and plans submitted as part of the application - indicate drawing numbers and scales.
4 sets of all drawings are required. Additional copies in respect of major applications will assist in determination of such applications. All measurements are to be given in metric (89/617 EEC Directive) DWG 2006/1 ELEVATIONS, DWG 2006/2 FRAME DWG 2006/3 COMPONANT ASSEMBLIES DWG 2006/4 ROOF PURLINS DWG 2006/5 FOOTINGS DWG 2006/6 RAFTER ASSEMBLY TFL8006-001 SITE LOCATION PLAN & KEY PLAN

7. Fees (See Note 7)
If a fee is submitted please give the amount £ 530-00.

8. I/WE APPLY FOR PLANNING PERMISSION AS DETAILED ABOVE.

DATE . . . 27/11/06 . . . . . SIGNED . . . . GRAHAM ROWLEY

on behalf of RICARDO UK LIMITED
(insert applicant's name if signed by an agent)

9. Certificate under Section 65 of the Town and Country Planning Act. 1990 (Article 7 of the T & CP (General Development Procedure) Order 1995
N.B. A signed certificate MUST accompany this application (See Note 9).
If the applicant is the sole owner (a) the following certificate should be completed and signed.

**CERTIFICATE A**

1. Certificate A(a)
I certify that

on the day 21 days before the date of the accompanying application nobody, except the applicant, was the owner (a) of any part of the land to which the application relates.

*2. None of the land to which the application relates is or is part of an agricultural holding.

OR

~~*3. * I have ——— * myself~~
~~——— given requisite notice to every person other than ——— who, on the day~~
~~The applicant has himself/herself~~

~~21 days before the date of the application was a tenant of an agricultural holding on all or part of the land to which the application relates, as follows~~

~~Name of Tenant Address at which Notice was served Date on which Notice was served~~

(a) Owner means a person having a freehold interest or tenancy the unexpired term of which was not less than 7 years

*Delete where inappropriate

Signed . . GRAHAM ROWLEY
On behalf of . RICARDO UK LTD
Date . . . . 27/11/06 . . .

WEST SUSSEX

# ADUR DISTRICT COUNCIL

Application No.

(For official use only)

PLANNING APPLICATION FORM PART 2

**Additional information required in respect of Applications for Industrial, Office, Warehousing, Storage, Shopping, Rest and Nursing Homes, Commercial Purposes or Places of Public Assembly.**

4 copies of this form should be submitted

N.B. Please use GROSS figures only (external measurement). All measurements are to be given in metric (89/617 EEC Directive)

| | | |
|---|---|---|
| 1. | In the case of industrial development, give a description of the processes to be carried on and of the end products, and the type of plant or machinery to be installed. Please relate your answer to question 5 below. | VEHICLE WORKSHOP FOR REMOVAL & REFITTING OF COMPONENTS AS PART OF OUR ENGINEERING CONSULTANCY |
| 2. | Name and address of proposed occupier and type of business | RICARDO UK LTD, SHOREHAM TECHNICAL CENTRE, SHOREHAM BY SEA, WEST SUSSEX, BN43 5FG. ENGINEERING DESIGN ACTIVITIES FOR INDUSTRIAL PROCESSES & PRODUCTION |
| 3. | Is the proposal related to an existing use on or near the site? If so, please explain the relationship. | PROVIDES A COVERED AREA. State Yes or No: YES — SAME FUNCTIONS AS EXISTING WORKSHOPS (GARAGES). |
| 4. | Is this a proposal to replace existing premises in this area or elsewhere which have become obsolete, inadequate or otherwise unsatisfactory? If so, please give details including gross floor area of such premises and state your intentions in respect of those premises. | State Yes or No: NO |

5. Details of floor areas and uses

| | Existing Floor Space or use (if any) | Proposed New Floor Space or use | Total Floor Space (allow for any space lost) |
|---|---|---|---|
| (a) What is the amount of industrial floor space? (GLD 4 33 GARAGES) | (a) 240 $m^2$ | 80 $m^2$ | 320 $m^2$ |
| (b) What is the amount of office floor space? | (b) NA $m^2$ | NA $m^2$ | NA $m^2$ |
| (c) What is the amount of retail floor space? | (c) NA $m^2$ | NA $m^2$ | NA $m^2$ |
| (d) What is the amount of storage or warehousing floor space? | (d) NA $m^2$ | NA $m^2$ | NA $m^2$ |
| (e) Other uses (please specify)..... | (e) NA $m^2$ | NA $m^2$ | NA $m^2$ |
| ..... | ..... $m^2$ | 1 $m^2$ | ..... $m^2$ |
| TOTALS | | | |

6. Staff

| | Office Male | Office Female | Industrial Male | Industrial Female | Other Staff Male | Other Staff Female |
|---|---|---|---|---|---|---|
| (a) Number of staff in existing premises on the site | (a) TOTAL SITE | | 514 | Σ | MALE 471 | FEMALE 43 |
| (b) How many new staff will be employed on the site as a result of the development? | (b) NA | | NA | | NA | |
| (c) If you propose to transfer staff from other premises, please give details of the numbers involved and of the premises affected. | (c) NA | | NA | | NA | |

P.T.O.

C.P.1(Pt.2)

| | | |
|---|---|---|
| 7. | In the case of restaurants, hotels, public houses, theatres cinemas, meeting halls, Rest and Nursing Homes, etc. please specify<br>(a) public floor space (Total)<br>(b) seating capacity<br>(c) bar floor area<br>(d) bedrooms<br><br>as appropriate | (a) NA sq.m.<br>(b)<br>(c) sq.m.<br>(d) single<br>double |
| 8. | What provisions have been made for parking, loading and unloading of vehicles within the curtilage on the site? (Please show location of such provision on the plans and distinguish between parking for operational needs and other purposes) State number of spaces | AS BEFORE<br>NA - EXISTING CAR PARKS & LOADING/UNLOADING<br>car..... lorry..... |
| 9. | What is the estimated vehicular traffic flow to the site during a normal working day? (Please include all vehicles but separately specify those used by employees driving to work) | AS BEFORE<br>NA - EXISTING |
| 10. | What is the nature, volume and proposed means of disposal of any trade effluents or trade refuse? | NA |
| | HAZARDOUS MATERIALS | State Yes or No |
| 11. | Will the proposed use involve the use or storage of any hazardous substances? | NO — If 'YES' please indicate |

**On behalf of Ricardo UK Ltd .**

**Design & Access Statement 7/12/06**

**To accompany planning application ADC/0474/06/INVAL**

**The Design Process** – Our existing buildings are not high enough to accommodate some work activity on tall vehicles (project specific) . The requirement is for a sheltered work area that allows us to work on normal road vehicles that are raised on column lifts .

The design was selected from a standard range of prefabricated steel portal workshop buildings manufactured by Capital Steel Buildings of Dunoon Scotland . This is a prefabricated sectional building to be assembled by ourselves .

**Use -** a vehicle workshop (garage) facility for mechanical work as part of our automotive design activities as an engineering consultancy . Typically removal and refitting of components from vehicles.

**Layout –** to be located on an existing area of hard standing in the centre of the site. Within the complex of existing buildings and adjacent to our vehicle emissions laboratory test facilities .

The proposed location is currently clear and unused it was formally the location of a Portakabin building removed approximately three years ago. It is intended that this new building be placed centrally to the northern edge of the free area that measures approximately 169 square metres .

**Scale** - The dimensions of the building are

- 8m wide across the gable
- 10 m long .
- 5.4 m to the eaves
- Ridge height of 6.178m .

**Appearance** - Single skin standard steel building with internal anti-condensation coat . Panels are goose wing grey with 4.9m roller shutter door fitted to front in RAL 5010 blue .

**Landscaping** – to be located on an existing area of concrete hard standing . Any renewed surface will be of same standard and consistent with this part of the site .

**Access –** in the centre of the site within the complex of existing buildings adjacent to our vehicle laboratory test facilities and opposite our goods inwards receiving area . Clear and identified vehicular / pedestrian access to and from the building (including good access for emergency vehicles).

**Graham Rowley B.Sc (Hons)**
**Manager Maintenance & Site Services**
**Ricardo UK Ltd**

ADUR DISTRICT COUNCIL
PLANNING DIVISION
PLAN No. Adc/0474/06
DATE RECEIVED 5 DEC 2006

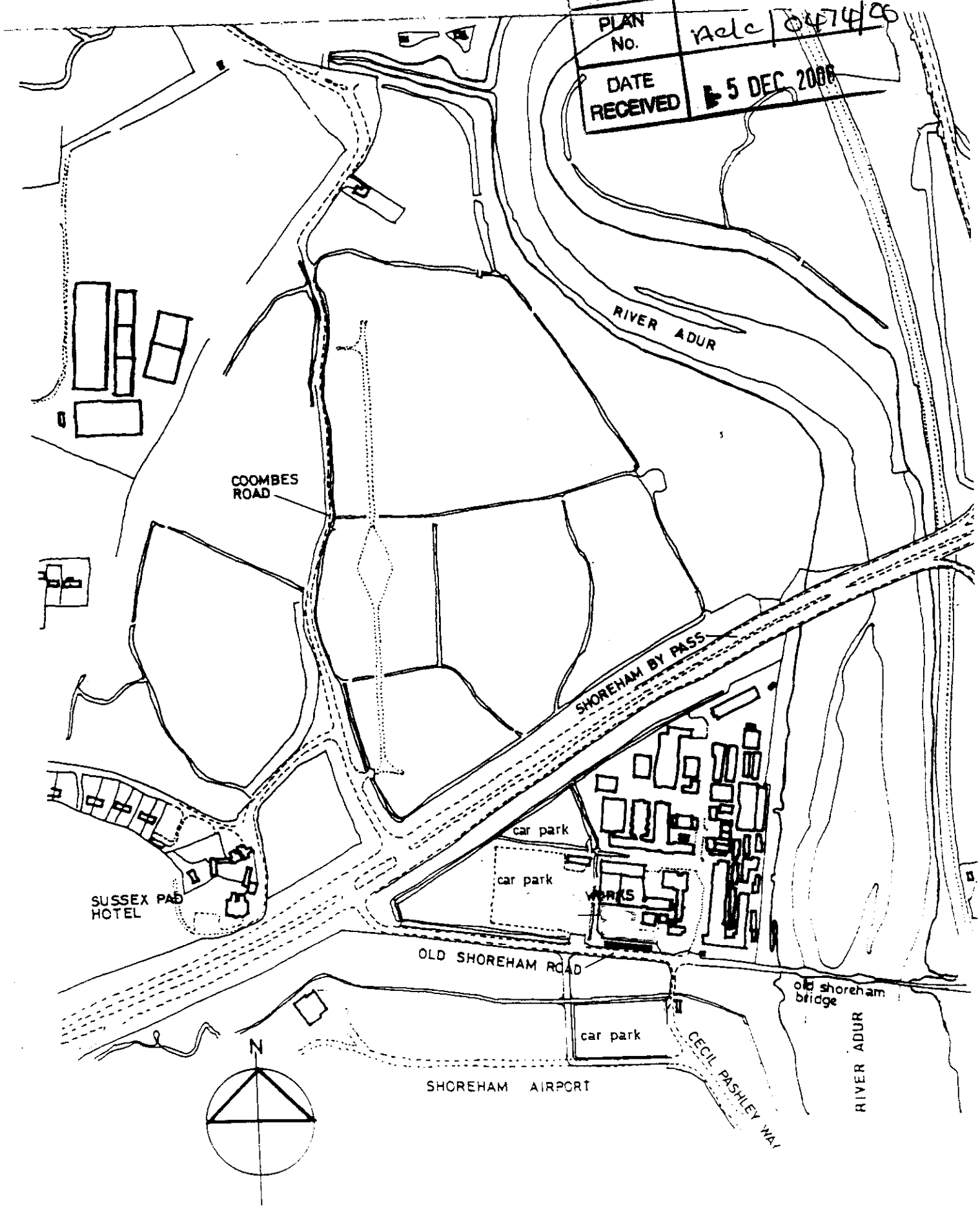


KEY PLAN

PROPOSED LOCATION

All designs and other intellectual material on this page is the property of Capital Steel Buildings (http://www.capitalsteelbuildings.co.uk info@capitealsteelbuildings.co.uk).
The software application used to produce this material (CADex) is the property of SZI IT & T Consultants Pty Ltd (http://www.szit.net shazad@szit.net).

DOOR WILL BE RAL 5022 (NIGHT BLUE)

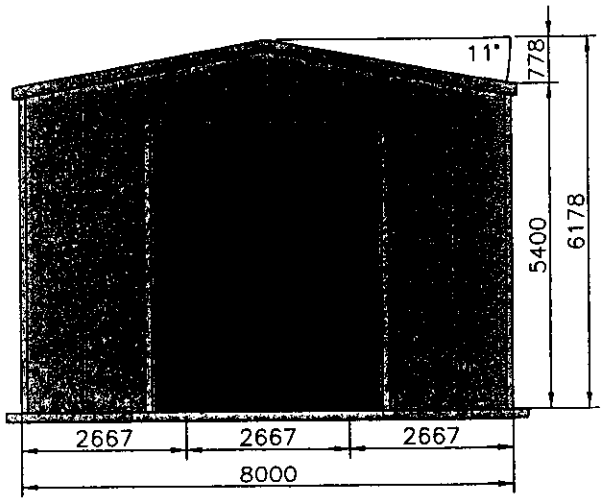


Front Elevation (Scale = 1:125)

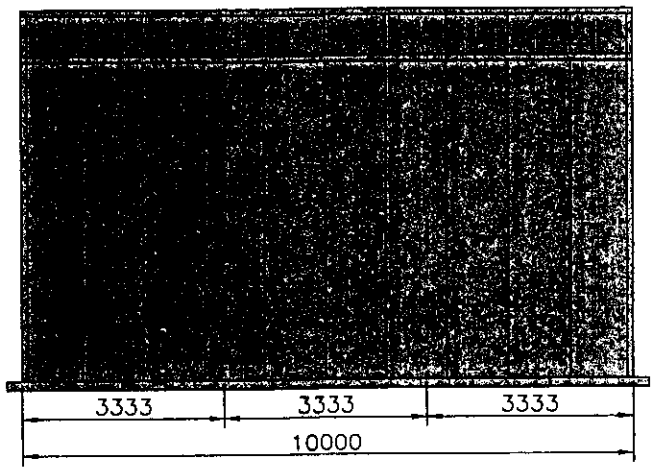


Left Elevation (Scale = 1:125)



Back Elevation (Scale = 1:125)



Right Elevation (Scale = 1:125)

DISTRICT COUNCIL
PLANNING DIVISION
PLAN NO. ACK/04/1/02
DATE RECEIVED 5 DEC 2006

Capital Steel Buildings
The Mayfair, 7 Clyde St, Kim, Dunoon, PA23 8DX
Phone: 01369 70 1961 Fax: 01369 70 3376

Supplied By: 1st Choice Leisure Buildings
Phone +44 1932 880864 Fax
260 Woodham Lane,, New Haw,, Addlestone,, Surrey,, England,, KT15 3NS

Customer: Ricardo Ltd (Graham Rowley)
Bridge Works,, Shoreham by Sea,, Sussex. BN43 5FG

DWG 2006 / 1

All designs and other intellectual material on this page is the property of Capital Steel Buildings (http://www.capitalsteelbuildings.co.uk info@capitalsteelbuildings.co.uk).
The software application used to produce this material (CADex) is the property of SZI IT & T Consultants Pty Ltd (http://www.szit.net shazad@szit.net).

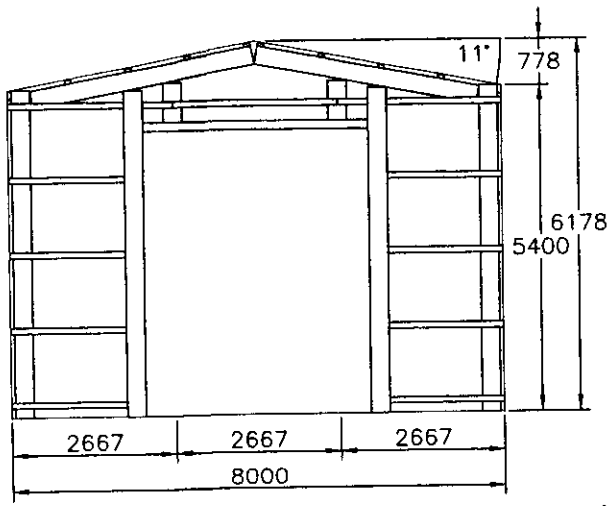


Front Elevation Frame (Scale = 1:125)




Left Elevation Frame (Scale = 1:125)

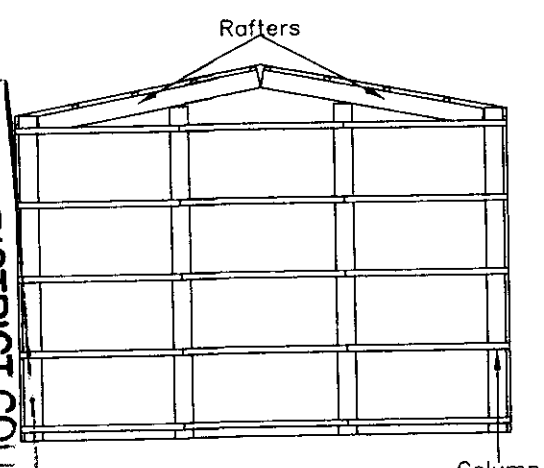


Back Elevation Frame (Scale = 1:125)

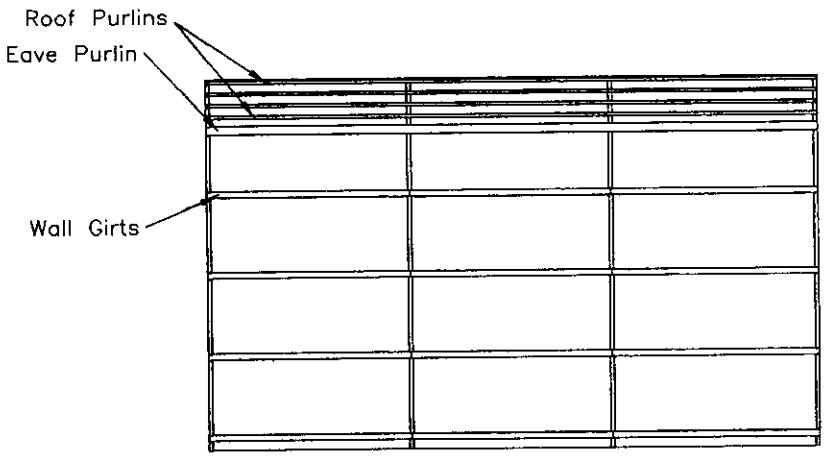


Right Elevation Frame (Scale = 1:125)

ADUR DISTRICT COUNCIL
PLANNING DIVISION
PLAN No. ACC/0474/06
DATE 5 DEC 2006
RECEIVED

**Capital Steel Buildings**
The Mayfair, 7 Clyde St, Kim, Dunoon, PA23 8DX
Phone: 01369 70 1961 Fax: 01369 70 3376

**Supplied By: 1st Choice Leisure Buildings**
Phone +44 1932 880864 Fax
260 Woodham Lane,, New Haw,, Addlestone,, Surrey,, England,, KT15 3NS

**Customer: Ricardo Ltd (Graham Rowley)**
Bridge Works,, Shoreham by Sea,, Sussex. BN43 5FG

DNG 2006/2

All designs and other intellectual material on this page is the property of Capital Steel Buildings (http://www.capitalsteelbuildings.co.uk info@capitalsteelbuildings.co.uk).
The software application used to produce this material (CADex) is the property of SZI IT & T Consultants Pty Ltd (http://www.szit.net shazad@szit.net).

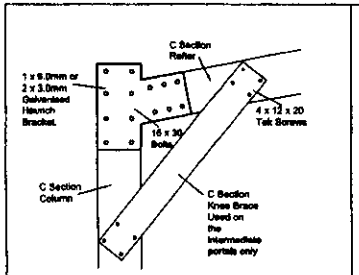


C300 11 Deg Haunch Connection HB30011K

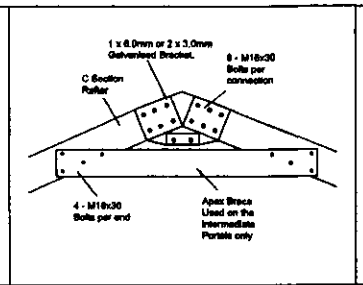


C300 11 Deg Apex Connection AP30011B

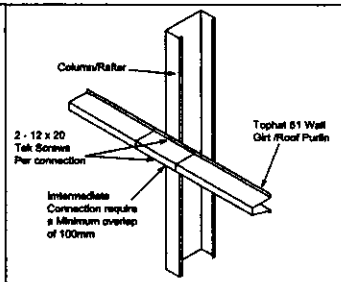


TH61 Purlin/Girt Connection SPG61

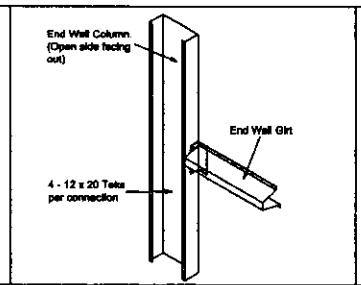


End Wall Girt Connection R/D EGRD61

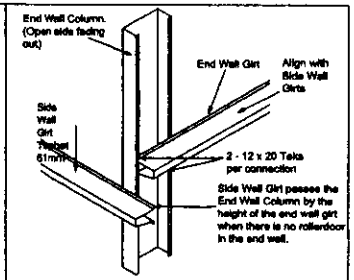


End Wall Girt Connection EG61

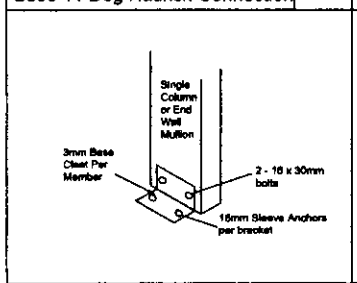


Base Cleat 300 BC300

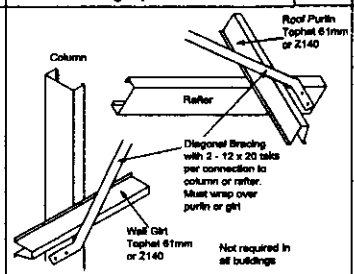


Diagonal Bracing DB01

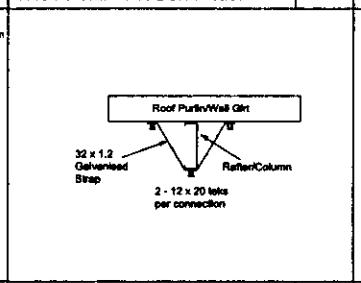


Fly Bracing FB01

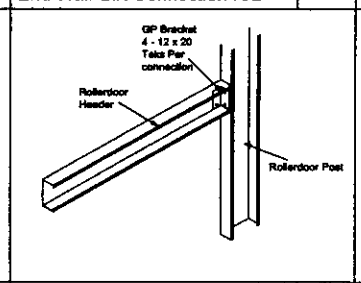


Rollerdoor Header RDH01

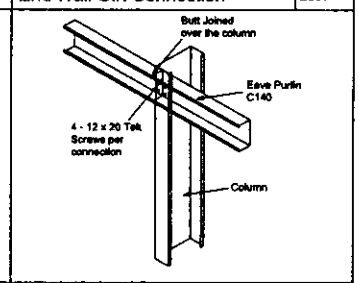


C140 Eave Purlin EP61

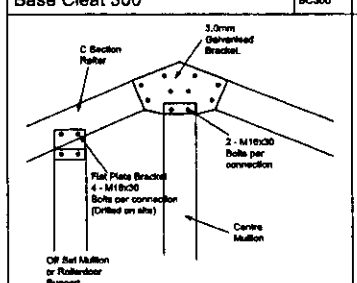


End Wall Mullion / Rollerdoor EWM

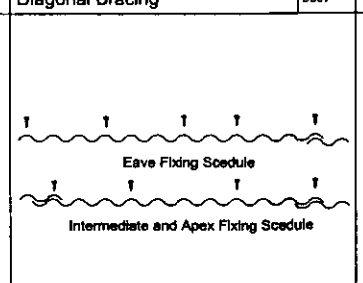


Corrugated Roofing 11/3 113R

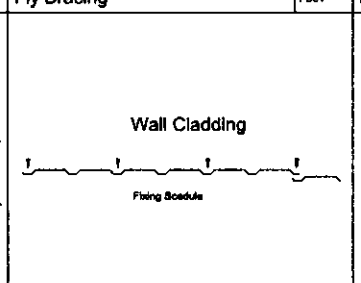


Wall Cladding 1000/17 100017C

ADUR DISTRICT COUNCIL
PLANNING DIVISION
PLAN No. Adc/0674/00
DATE RECEIVED 5 DEC 2006

Capital Steel Buildings
The Mayfair, 7 Clyde St, Kirn, Dunoon, PA23 8DX
Phone: 01369 70 1961 Fax: 01369 70 3376

Supplied By: 1st Choice Leisure Buildings
Phone +44 1932 880864 Fax
260 Woodham Lane,, New Haw,, Addlestone,, Surrey,, England,, KT15 3NS

Customer: Ricardo Ltd (Graham Rowley)
Bridge Works,, Shoreham by Sea,, Sussex. BN43 5FG

DWG 2006/3

All designs and other intellectual material on this page is the property of Capital Steel Buildings (http://www.capitalsteelbuildings.co.uk info@capitealsteelbuildings.co.uk).
The software application used to produce this material (CADex) is the property of SZI IT & T Consultants Pty Ltd (http://www.szit.net shazad@szit.net).

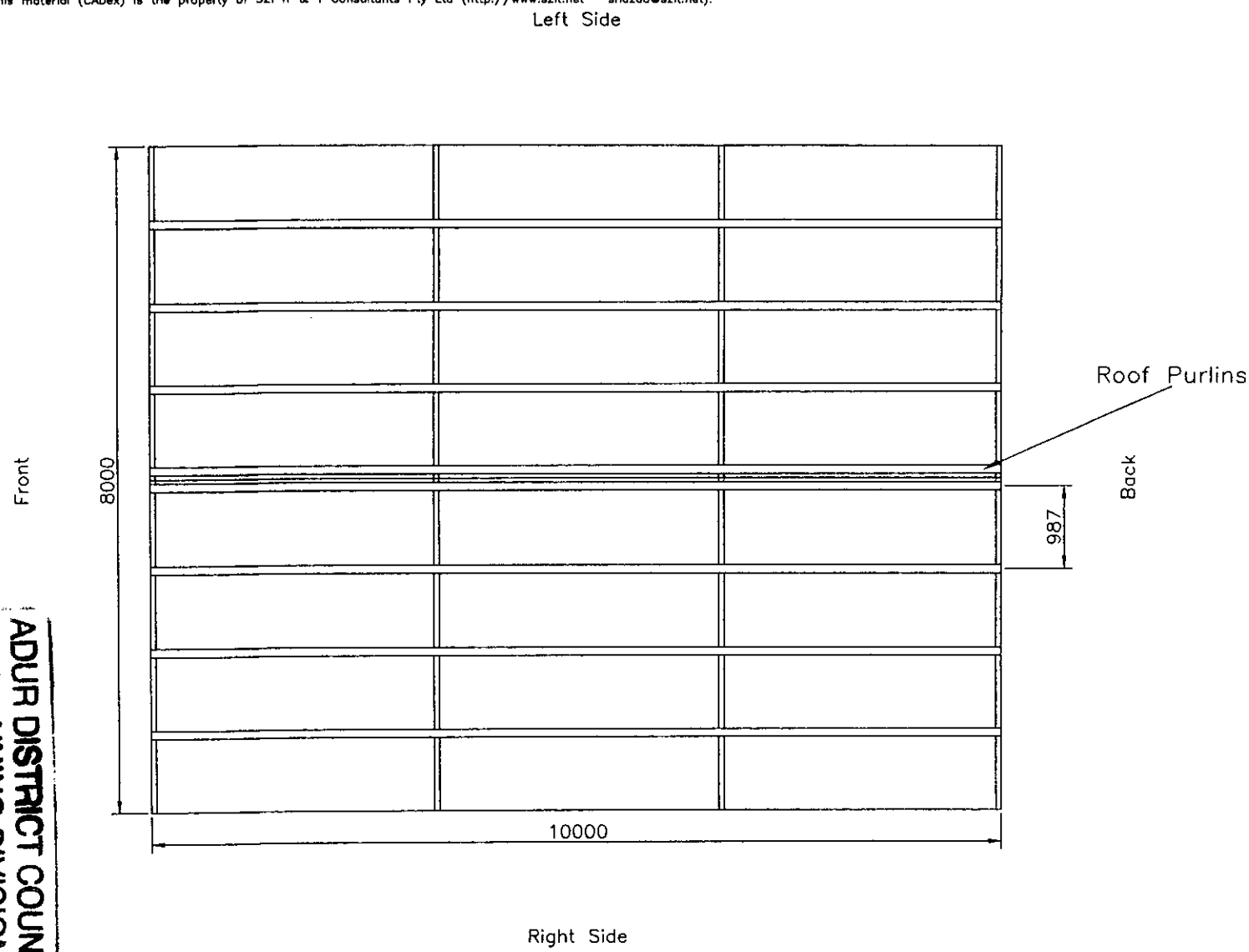


ADUR DISTRICT COUNCIL
PLANNING DIVISION
PLAN No
DATE RECEIVED
5 DEC 2006

Capital Steel Buildings
The Mayfair, 7 Clyde St, Kirn, Dunoon, PA23 8DX
Phone: 01369 70 1961 Fax: 01369 70 3376

Supplied By: 1st Choice Leisure Buildings
Phone +44 1932 880864 Fax
260 Woodham Lane,, New Haw,, Addlestone,, Surrey,, England,, KT15 3NS

Customer: Ricardo Ltd (Graham Rowley)
Bridge Works,, Shoreham by Sea,, Sussex. BN43 5FG

DWG 2006/4

All designs and other intellectual material on this page is the property of Capital Steel Buildings (http://www.capitalsteelbuildings.co.uk info@capitealsteelbuildings.co.uk).
The software application used to produce this material (CADex) is the property of SZI IT & T Consultants Pty Ltd (http://www.szit.net shazad@szit.net).

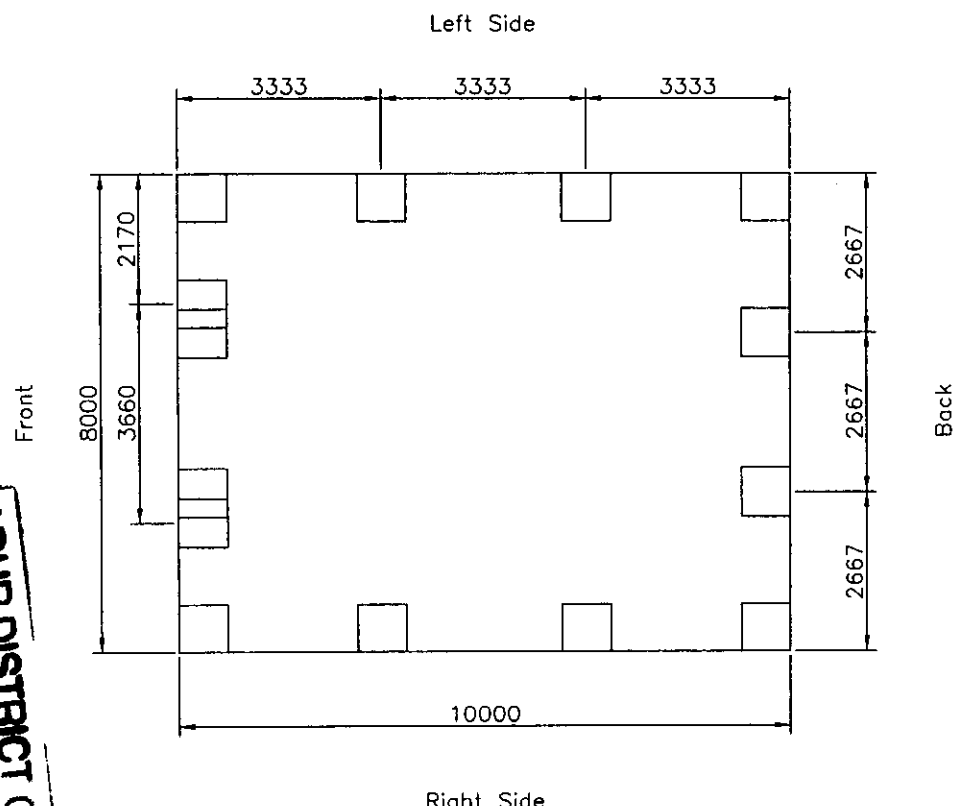


Footings Plan (Scale = 1:125)

ADUR DISTRICT COUNCIL
PLANNING DIVISION
PLAN No. ACC/0474/06
DATE RECEIVED -5 DEC 2006

## Foundations

No geotechnical investigation has been carried out. The site has an assumed safe minimum bearing capacity of 100 kN/sq. metre. This is the capacity for sandy material and light clay.

## Concrete

Concrete will be a minimum of Grade RC30 to BS 5328 and have a minimum slump of 80mm and a maximum aggregate size of 20mm with a maximum free water cement ratio of 0.65.

## Ground slab and Footings

Footings and ground slab shall be founded on natural material with a minimum safe bearing capacity of 100 kN/sq.metre. The slab will be poured on a minimum 100mm thickness of compacted D.Tp.Type 1 hardcore. Ground slab to be a minimum of 100mm thick with a single layer of A98 steel fabric reinforcement to BS 4483. This specification is for light traffic only and should be increased to 150mm thick or above depending on the weight of traffic or plant to be used.

Note:- Foundation plan has been supplied for a steel clad building using cold rolled steel frame. No allowances have been made for masonry walls or any external cladding other than cold rolled single skin steel cladding. Any deviation from this will require extra design engineering and is not supplied by Capital Steel Buildings Ltd .

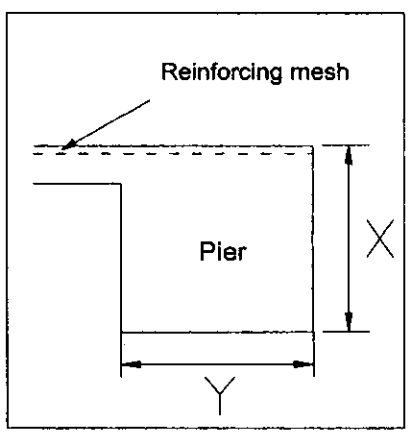


X=600*, Y=800*

*The specifications supplied are based on a level site with a 100kpa compaction. The final specification is subject to engineer approval.

**Capital Steel Buildings**
The Mayfair, 7 Clyde St, Kirn, Dunoon, PA23 8DX
Phone: 01369 70 1961 Fax: 01369 70 3376

**Supplied By: 1st Choice Leisure Buildings**
Phone +44 1932 880864 Fax
260 Woodham Lane,, New Haw,, Addlestone,, Surrey,, England,, KT15 3NS

**Customer: Ricardo Ltd (Graham Rowley)**
Bridge Works,, Shoreham by Sea,, Sussex. BN43 5FG

DWG 2006/5

All designs and other intellectual material on this page is the property of Capital Steel Buildings (http://www.capitalsteelbuildings.co.uk info@capitalsteelbuildings.co.uk).
The software application used to produce this material (CADex) is the property of SZI IT & T Consultants Pty Ltd (http://www.szit.net shazad@szit.net).

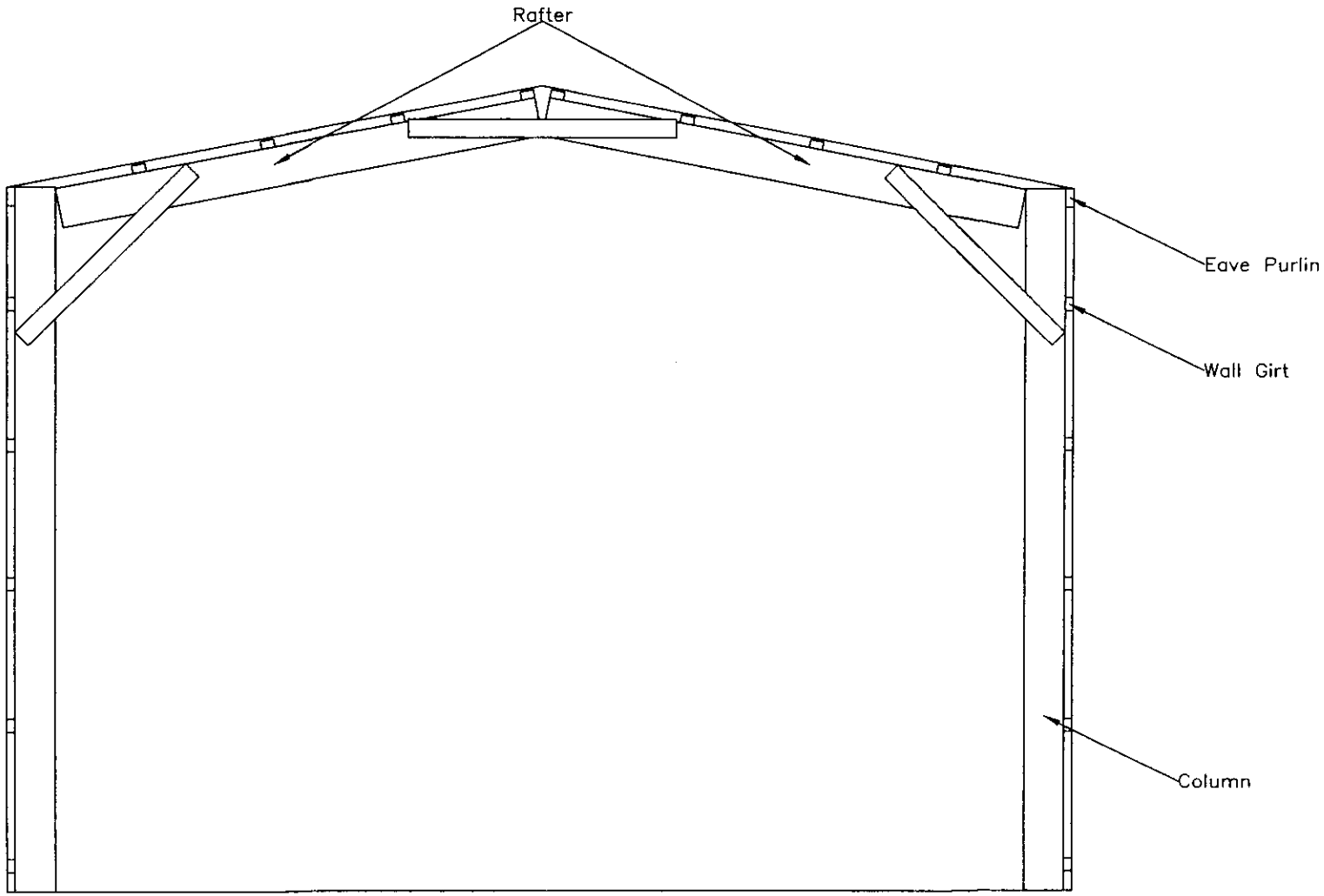


Cross Section (Scale = 1:50)

ADUR DISTRICT COUNCIL
PLANNING DIVISION
DATE RECEIVED
- 5 DEC 2006

**Capital Steel Buildings**
The Mayfair, 7 Clyde St, Kirn, Dunoon, PA23 8DX
Phone: 01369 70 1961 Fax: 01369 70 3376

**Supplied By: 1st Choice Leisure Buildings**
Phone +44 1932 880864 Fax
260 Woodham Lane,, New Haw,, Addlestone,, Surrey,, England,, KT15 3NS

**Customer: Ricardo Ltd (Graham Rowley)**
Bridge Works,, Shoreham by Sea,, Sussex. BN43 5FG

DWG 2006/6

DO NOT SCALE

THIS DRAWING WILL BE MICROFILMED APPLY APPROPRIATE DRAUGHTING TECHNIQUE

| | | |