## SIDE ELEVATION @ 1:100

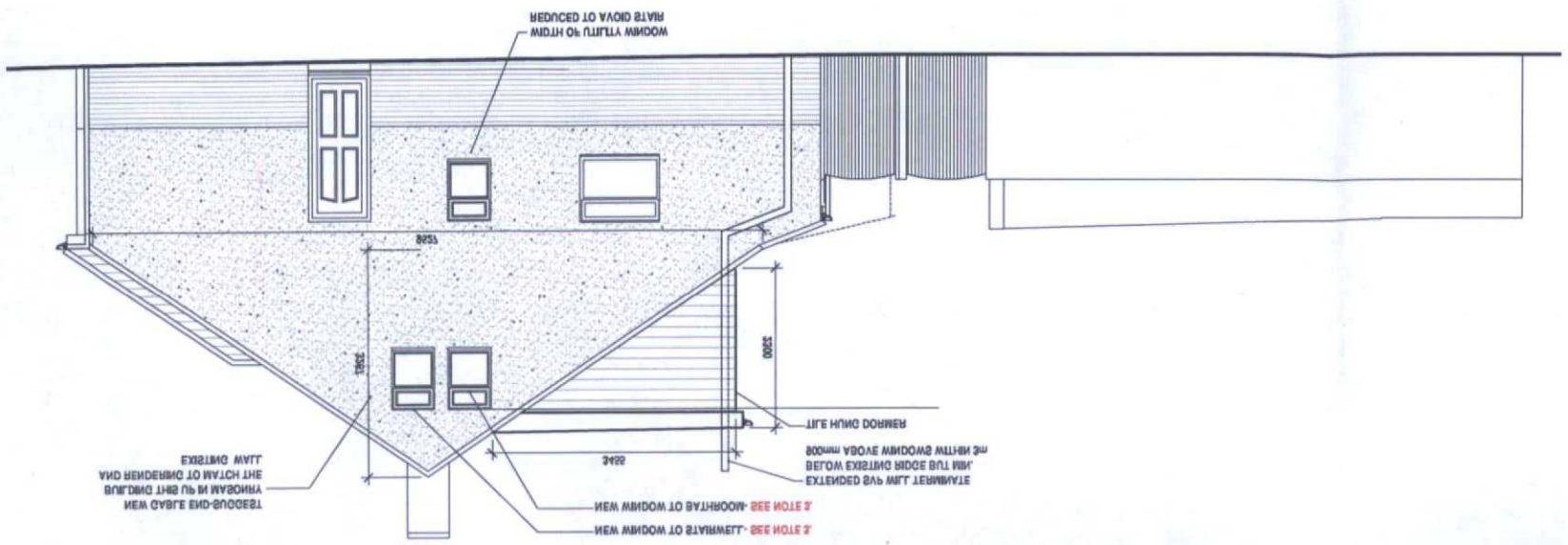


## FRONT ELEVATION @ 1:100

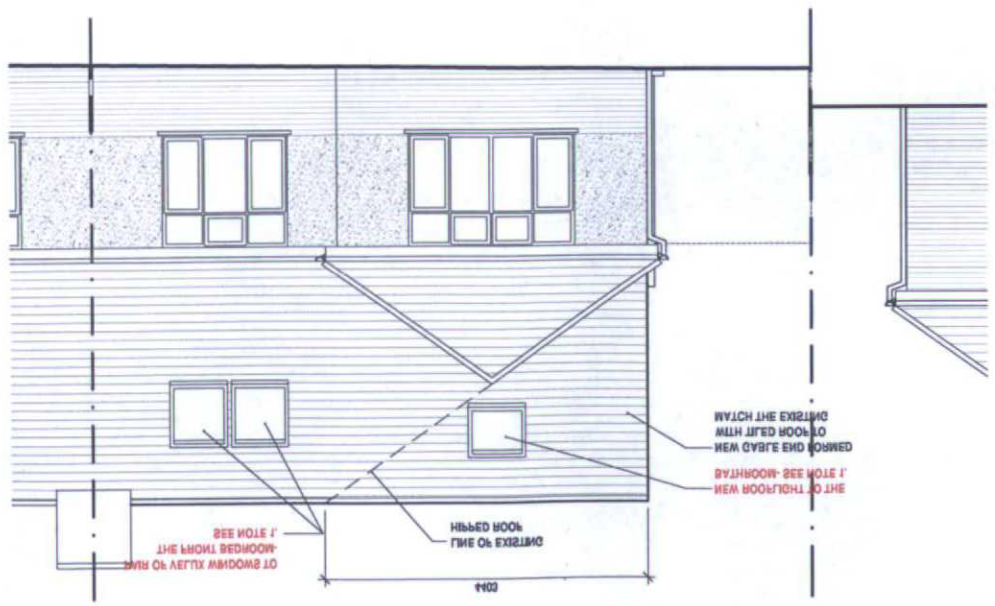


## REAR ELEVATION @ 1:100

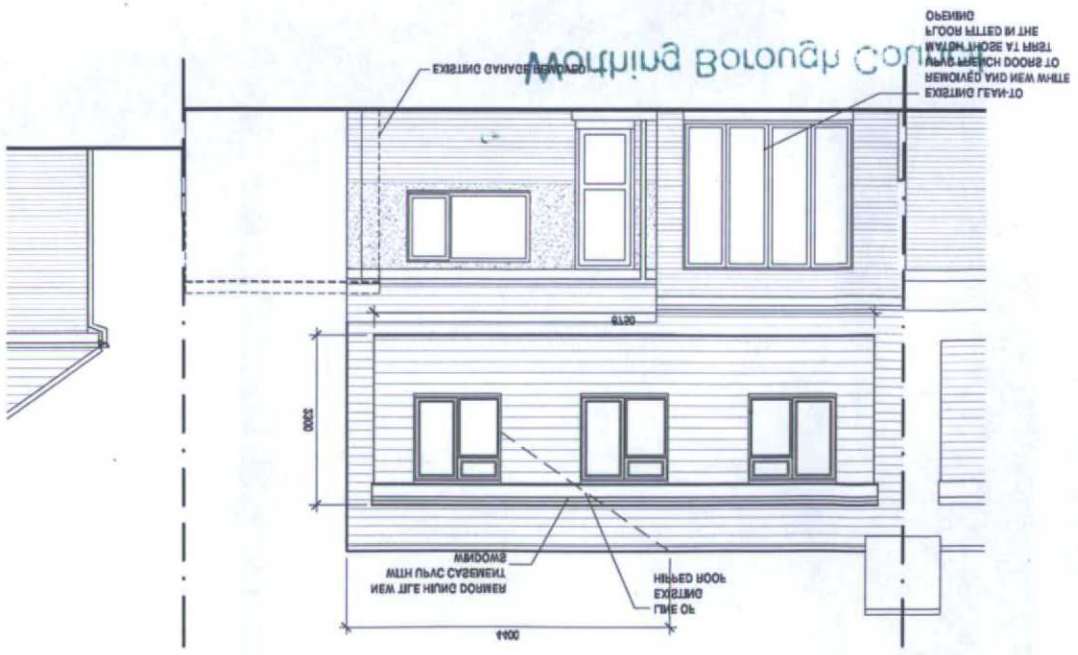


BOROUGH OF NORTHING
DEPOSITED
TP REF NO
\ \
MB

BOROUGH OF NORTHING
DEPOSITED
TP REF NO
\ \
MB

BELOW EXISTING RIDGE.
2. POSSIBLE DORM ROOFLIGHT WILL BE

BACK FROM THE EXISTING EAVES.
4. THE NEW DORMER WILL BE MIN. 500mm

ABOVE FLOOR LEVEL.
OBSCURE GLAZING & OPENINGS WILL BE 1.7M
3. FIRST FLOOR SIDE WINDOWS WILL BE

APPEARANCE TO THE EXISTING.
5. ALL NEW MATERIALS WILL BE SIMILAR IN

150mm ABOVE THE ROOF PLANE
1. ALL ROOF LIGHTS WILL BE NO MORE THAN

GENERAL NOTES

Issued

Certificate of Lawfulness

30 OCT 2008

Northing Borough Council

| | | | |
|---|---|---|---|
| D Notes added | dsm | 17.07.08 | |
| C Dormer windows amended | dsm | 18.07.08 | |
| B Dormer amended & dimensions added | dsm | 28.06.08 | |
| A Side elevation revised | dms | 10.07.08 | |

**REVISIONS**

Notes:
1. This drawing remains the copyright of Design Zone (UK) Ltd and shall not be copied in any format without their specific approval in writing. The issue of a drawing in digital format (on floppy disk, CD or via email) entitles the named recipient only to make the amendments to the drawing that are visible in paper space at the time of issue for the purposes of the named project only.
2. Design Zone (UK) Ltd accept no responsibility for the accuracy or currency of data or digitally issued drawings that, at the time of issue, is not visible in paper space
3. The Contractor is responsible for checking dimensions, references and information on site prior to the setting out of any work. Any discrepancies to be notified to the Architect before proceeding with the Works.
4. Where two or more drawings illustrate the same element of the Works, the drawing of the largest scale shall take precedence. Where drawings are to the same scale the drawing with the later date (or version date) shall take precedence.
5. Where drawings contain cross-references to a matter specification that specification shall take precedence over drawings.
6. Do not scale drawings. Figured dimensions are to be worked to in all cases
7. All dimensions indicated are structural unless specifically identified as for control.
8. Workmanship and materials are to be in accordance with all relevant British Standards, Codes of Practice, Agrément Certificates and manufacturer's written instructions that are current at the commencement of the Works. All materials and components are to be installed, fixed, used, applied or constructed in accordance with the manufacturer's written instructions.
9. All works are to be carried out in accordance with the British Regulations and are to the entire satisfaction of the British Inspector. Should any item not be in accordance with the Works, notice from the designer should then be given to the Building Inspector.
10. The building or any drawing of the elements of the Works that are applied to existing garage (or other, before (internal, external) or alterations to the adjoining construction. The liability for the design of these elements shall be entirely with the relevant designer.


**PLANNING**

Drawing Status:

Development in England Ref: 11/25/08 Registered Office: 181 - 191 Church Road, Hove, BN3 2AN
T: 01273 603801 F: 01273 651811 E: studio@designzone.uk.com www.designzone.uk.com
Design Zone (UK) Ltd. The 10 Church Manor, Brighton, BN3 1DD

DZ DesignZone

**REVISED PLAN**

**P.A. OFFICE COPY**


Project Title:
Proposed loft conversion:
38 Downside Avenue, Worthing, BN14 0EN

Client:
Mr & Mrs O.Gallagher

Drawing Title:
Elevations
As Proposed

Date: 28/05/08 File reference: qz1781.dwg

Scale: 1:100(@A3) Vision drawing reference: qz1781-planning.dwg

Drawn by: Checked by:
dsm

| Job number: | Drawing number: | Version: |
|---|---|---|
| qz1781 | P04 | C |