GROUND FLOOR PLAN @ 1:100

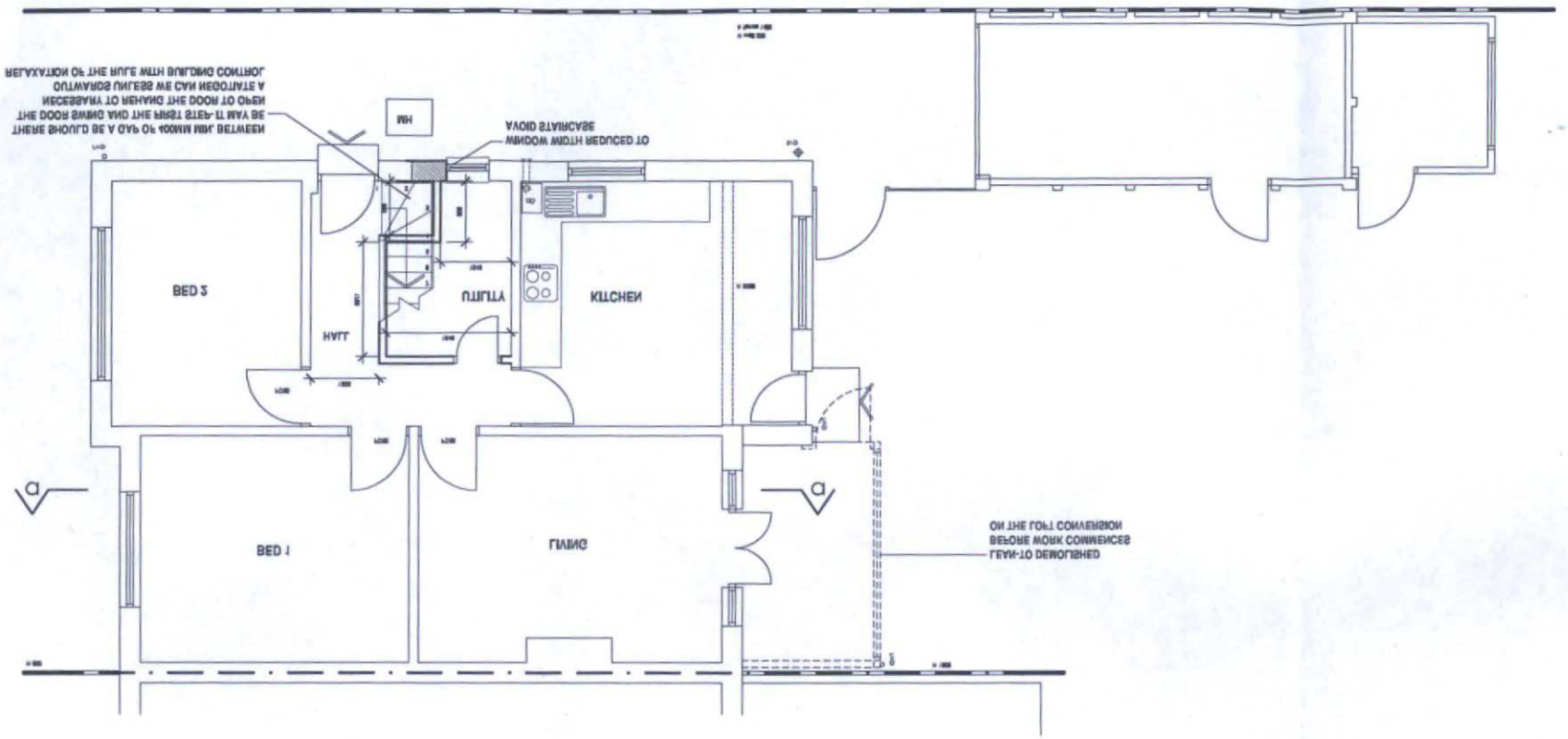

FIRST FLOOR PLAN @ 1:100

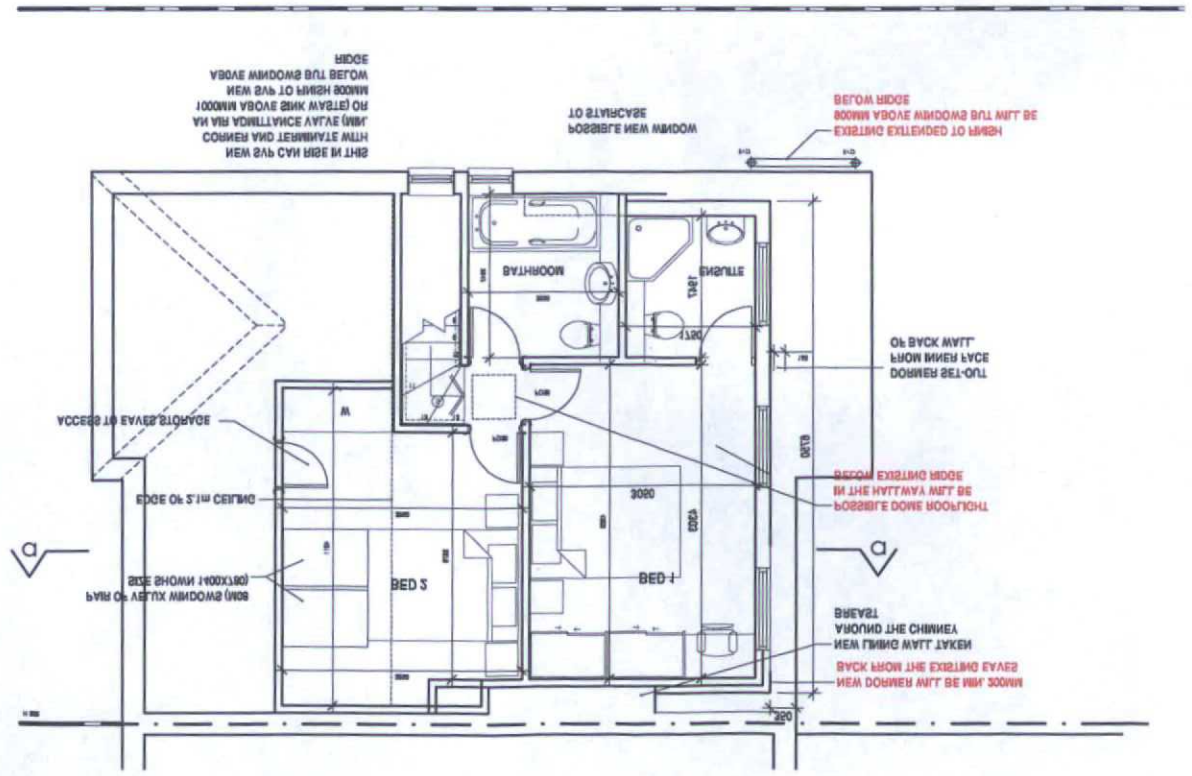

ROOF PLAN @ 1:100

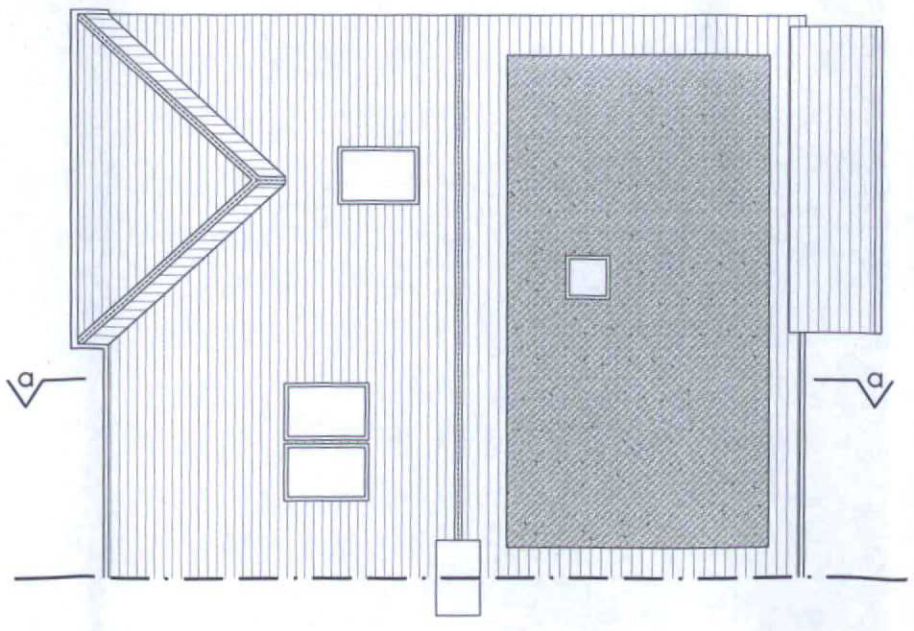

Certificate of Ownership
Issued
30 OCT 2008
Worthing Borough Council
NORTH

BOROUGH OF WORTHING
DEPOSITED
TP REF NO
WB \ \

BELOW EXISTING RIDGE.
2. POSSIBLE DORM ROOFLIGHT WILL BE

BACK FROM THE EXISTING EAVES.
4. THE NEW DORMER WILL BE MIN. 500mm

ABOVE FLOOR LEVEL.
OBSCURE GLAZING & OPENINGS WILL BE 1.7M
3. FIRST FLOOR SIDE WINDOWS WILL BE

APPEARANCE TO THE EXISTING.
5. ALL NEW MATERIALS WILL BE SIMILAR IN

150mm ABOVE THE ROOF PLAIN
1. ALL ROOF LIGHTS WILL BE NO MORE THAN

GENERAL NOTES

REVISIONS			
A First floor layout revised	dmg	01.10.08	
B Dormer revised & dimensions added	dmg	28.08.08	
C Dormer windows added	dmg	18.07.08	
D Notes added	dmg	17.07.08	

Notes:
1. Title dunwich retention are copyright of Design Zone (UK) Ltd and shall not be copied in any format without their specific approval in writing. The users of the drawing in digital format (on floppy disk, CD or any similar medium) confirm that the data contained only to applies the drawing to the named project only.
2. Design Zone (UK) Ltd accept no responsibility for the accuracy or content of data supplied digitally issued dunwich plan, if in the form of issue, if not visible in paper space viewpoint or if located on layer that are switched off or frozen.
3. The Contractor is responsible for checking dimensions, tolerance and information with correspondence to be verified with the designed enlarge before proceeding with any work proceeding.
4. Where two or more dunwich illustrate are same element of the Movie, the dunwich as are largest case shall take precedence. Where dunwich are to or are same as are case the dunwich with the later date (or lowest case) shall take precedence.
5. Where dunwich contain cross-reference to a matter specification and specification shall vary from drawing.
6. Do not scale dunwich. Figured dimension are to be worked to in all cases
7. All dimensions indicated are structural unless specially identified to the contrary.
8. Workmanship and materials are to be in accordance with all relevant British Standards, Codes of Practice, Agreement Certificate and manufacturers metric instruction and the current requirement of the Movie. All materials and components are to be of the quality which is accordance with the manufacturer's metric instructions.
9. All work to be carried out in the enclosed Health and Safety Regulations and to the entire satisfaction of the enclosed Inspector. Councils and users from and more are dunwich, notice from are designed enlarge from to processing and may Movie.
10. The inclusion on the dunwich of any elements of the Movie and the extent to alleviate or anticipated contractor(s) or which indicative the incorporate these elements or specialist design by other parties (whether consultant or specialist advice) in the finalized construction. The liability for the design of any elements are the responsibility of the relevant designer.

Dwelling Zone (UK) Ltd. The Old Vicarage, Church Lane, Bingham, NG13 8AB		
T: 01636 892611 F: 01636 892611 E: studio@designzone.uk.com www.designzone.uk.com		
Registered in England No. 6183180 Registered Office: 181 - 183 Church Road, Hove, BN3 2AN		
Drawing Status: PLANNING		
Project Title: Proposed loft conversion: 38 Downside Avenue, Worthing, BN14 0EN		
Client: Mr & Mrs O.Gallagher		
Drawing Title: Ground, First & Roof Plans As Proposed		
Date: 18/08/08	File reference: dz1701.dwg	
Scale: 1:100(@A3)	Linked drawing reference: dz1701-planning.dwg	
Drawn by:	Checked by:	
Job number: dz1701	Drawing number: P03	Revision: D

DZ DesignZone

PLANNING

RETAINED COPY