SIDE ELEVATION @ 1:100

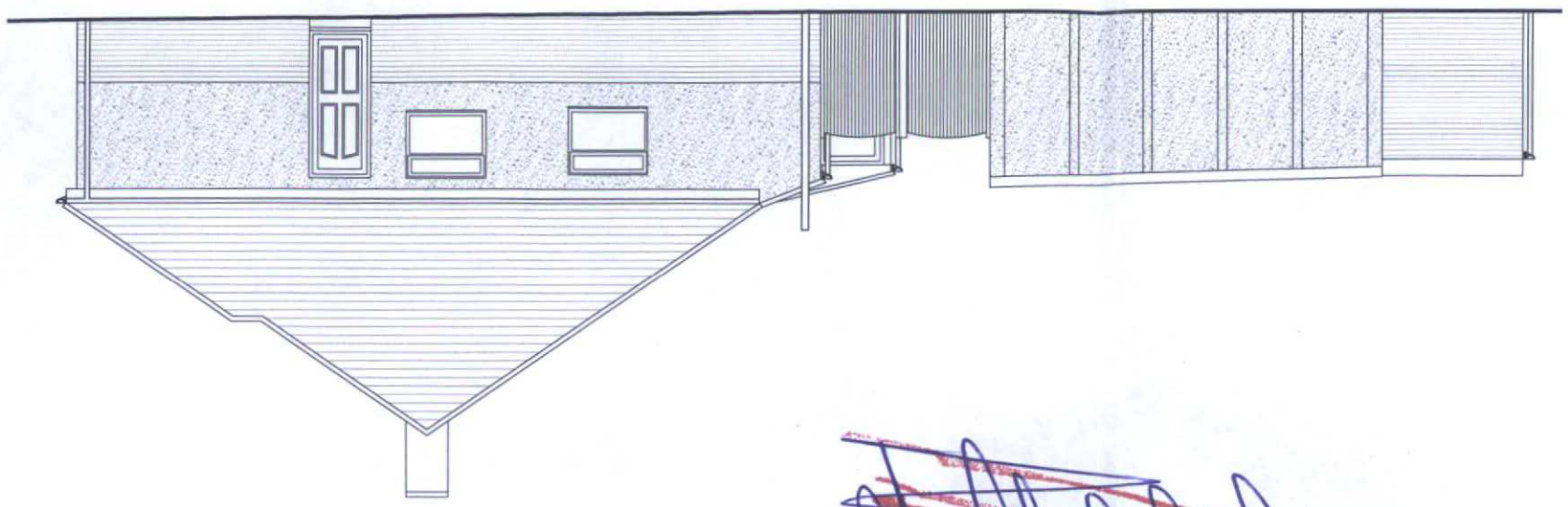

REAR ELEVATION @ 1:100



FRONT ELEVATION @ 1:100

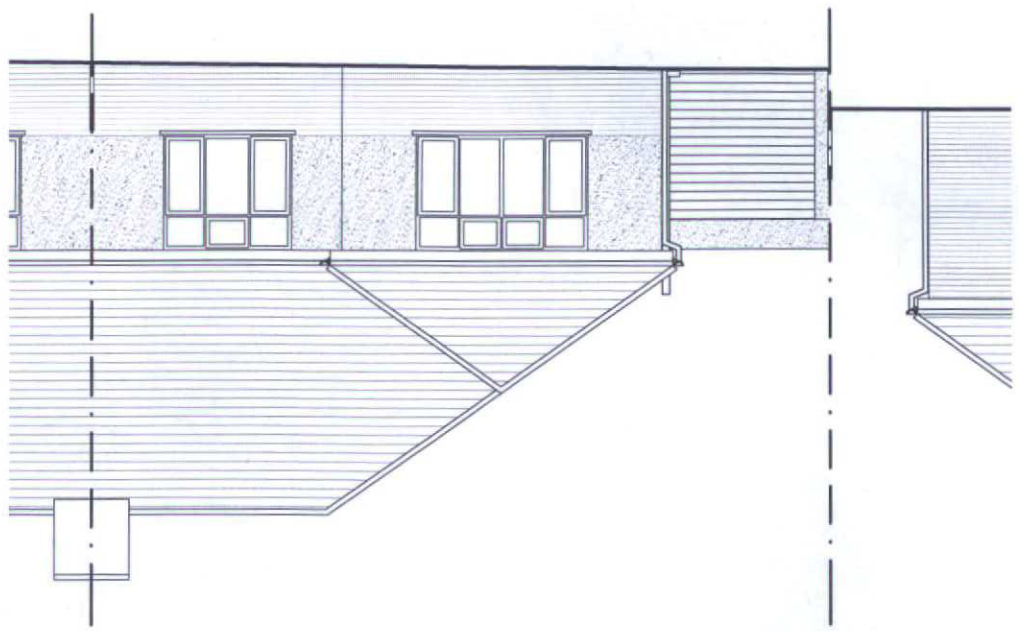

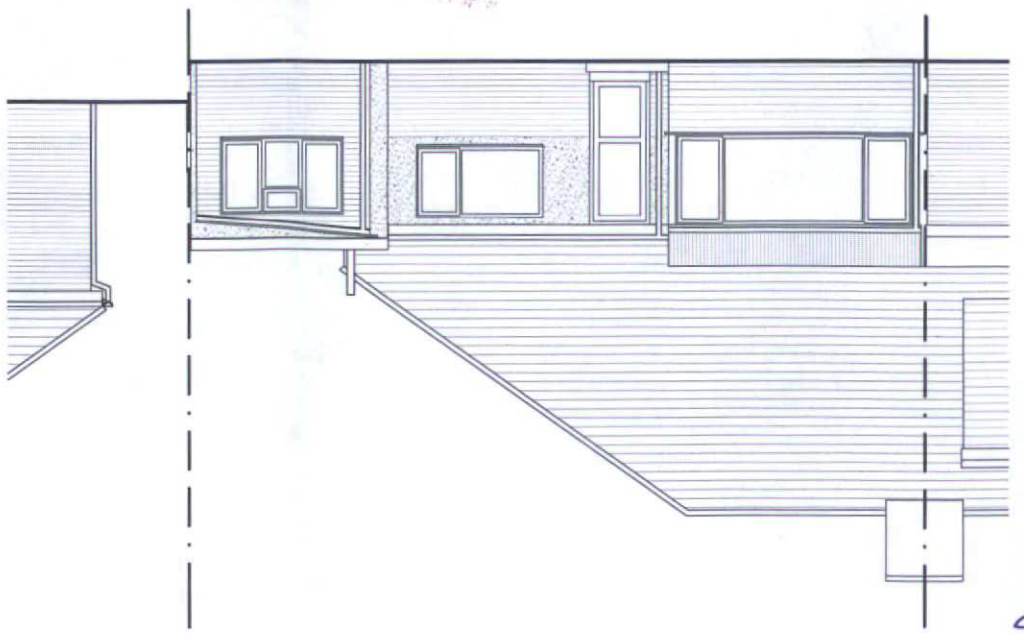

Job number: qs.r30r1	Drawing number: P05

Drawn by: SEW

Checked by:

Scale: 1:100(@A3)

Written dimensions to take: qs.r30r1-planning.dwg

Date: 18/08/08

File reference: qs.r30r1.dwg

Drawing Title: Elevations
As existing

Client:
Mr & Mrs O.Callaghan

Project Title:
39 Dorrside Avenue, Wollaton, BN14 0EN

Drawing Status:
PLANNING

Designed in England Jan 1975/80 Registered Owner: TBT - TBT Clinton Hurst, Hurst BN3 3AH

Design Zone (UK) Ltd. Unit 10 Arundel Manor, Arundel Mews, Brighton, BN3 1GG
T: 01513 808801 F: 01513 851811 E: studio@designzone.uk.com www.designzone.uk.com

DZ DesignZone

BOROUGH OF WORTHING
DEPOSITED 5/9/08
TP REF NO.
MB \ 08 \ 0918/GLE

COPYRIGHT
This drawing is the property of Design Zone (UK) Ltd. and is protected by the Copyright, Designs and Patents Act 1988. It may not be copied or reproduced in whole or in part or used for any other purpose without the written consent of Design Zone (UK) Ltd. Any breach will be pursued in accordance with the above Act.

DISCLAIMER
1. All dimensions indicated are structural rather especially identified to the contrary.
2. Where dimensions conflict please ask.
3. Do not scale drawings. Figured dimensions are to be worked to in all cases.
4. Work and materials are to comply with all current relevant statutory regulations, British Standards, Codes of Practice, Agrément Certificates and manufacturer's instructions.
5. Any discrepancies found between drawings and site conditions are to be reported to the Architect before proceeding.
6. Where dimensions conflict please ask.
7. All dimensions indicated are structural rather especially identified to the contrary.
8. Do not scale drawings. Figured dimensions are to be worked to in all cases.
9. Work and materials are to comply with all current relevant Building Regulations and manufacturer's instructions.
10. The builder is to give adequate notice to the Building Inspector. Should any work not be ready for inspection at the arranged time, additional charges may be incurred.
11. The builder is to ensure adequate temporary bracing is provided during construction.
12. Existing walls, floors and roofs are assumed to be adequate.
13. Existing walls, floors and roofs are assumed to be adequate.
14. Existing walls, floors and roofs are assumed to be adequate.
15. Existing walls, floors and roofs are assumed to be adequate.
16. Existing walls, floors and roofs are assumed to be adequate.
17. Existing walls, floors and roofs are assumed to be adequate.
18. Existing walls, floors and roofs are assumed to be adequate.
19. Existing walls, floors and roofs are assumed to be adequate.
20. Existing walls, floors and roofs are assumed to be adequate.