

1:100 Scale Bar at A1

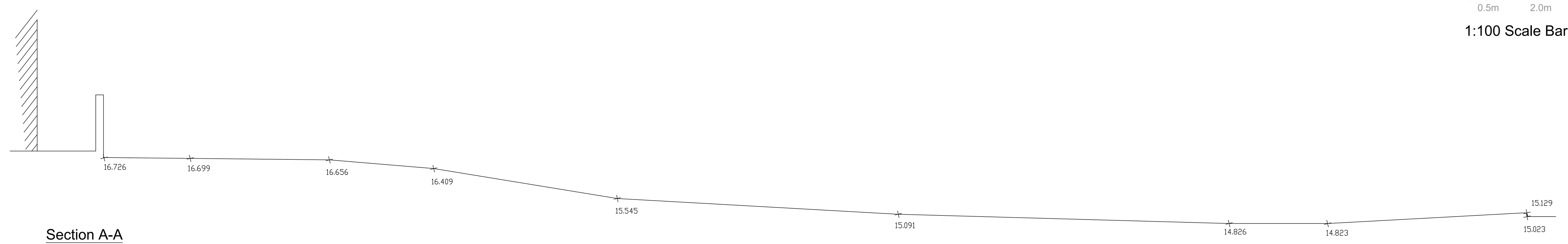

Section A-A
1:100

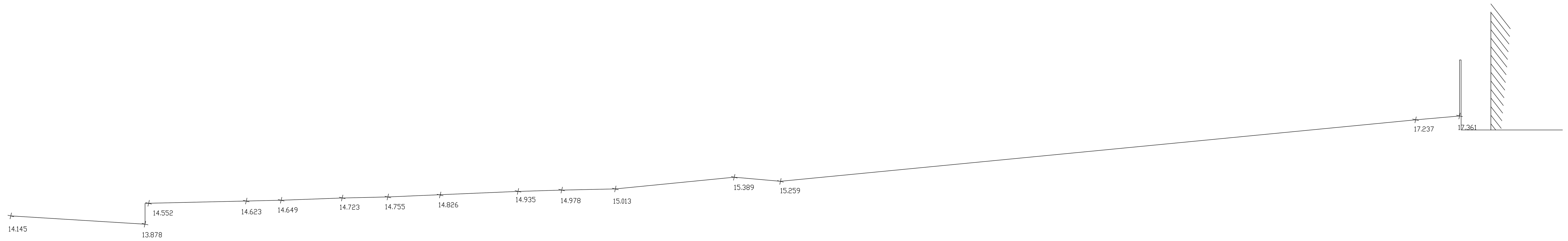

Section B-B
1:100



Section C-C
1:100



Section D-D
1:100

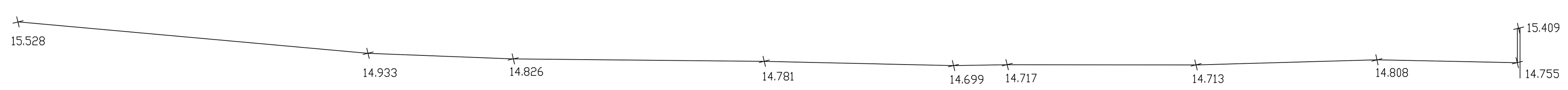

Section E-E
1:100

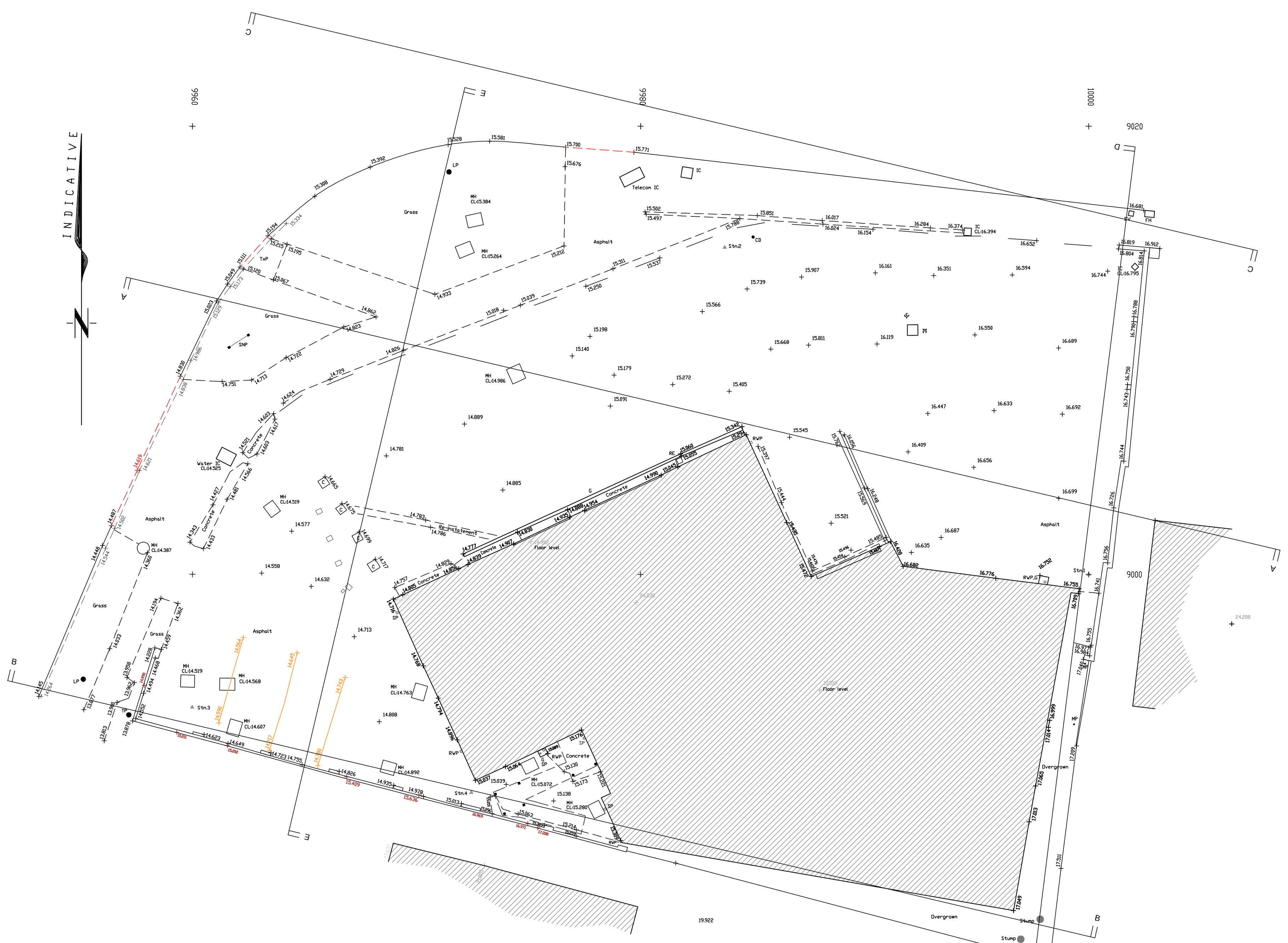

Proposed Site Plan
1:200

Notes.

- The contractor is responsible for checking dimensions, tolerances and references. Report all discrepancies to OSG Architecture Limited before proceeding with the works.
- Where an item is covered by drawings to different scales the larger scale drawing is to be worked to.

COPYRIGHT: OSG Architecture Limited own the copyright to this drawing. Their written consent must be obtained before this drawing is copied or used for any purpose other than the one for which it was supplied.

Rev.	Date.	Description.
B	19.03.19	Updated to planning consultant comments
A	20.12.18	Updated in accordance with consultants comments

The Wyesplan Building, Occupation Road,
Wye, Ashford, Kent TN25 5EN
01233 812148
www.osgarchitecture.com

osg ARCHITECTURE LTD

Project Title.
Proposed Replacement Building
75 Upper Brighton Road
Brighton

Drawing Description.
Existing Drawing

Scale.	Date.
1:100 @ A1	Aug 2018
Drawn By. DT	Checked By. DT

Purpose.
PLANNING

Drawing No. 18/0628 - 05
Revision. B