DO NOT SCALE FROM THIS DRAWING (Copies are not exact)
DRAWING TO BE READ IN CONJUCTION WITH ALL OTHER ARCHITECT'S & STRUCTURAL ENGINEER'S CONTRACT DRAWINGS & SPECIFICATIONS.
ANY DISCREPANCIES MUST BE BROUGHT TO THE ATTENTION OF THE ARCHITECT IMMEDIATELY.
THE CONTRACTOR MUST VERIFY ALL DIMENSIONS BY SITE MEASUREMENT BEFORE ORDERING MATERIALS OR MANUFACTURING COMPONENTS.
SUBSTITUTE MATERIALS & PRODUCTS TO THOSE NAMED WILL BE ACCEPTABLE IF PROVEN TO BE OF EQUAL OR HIGHER PERFORMANCE AND NOT IN CONFLICT WITH OTHER ELEMENTS.



North (Front) Elevation



East (Side) Elevation

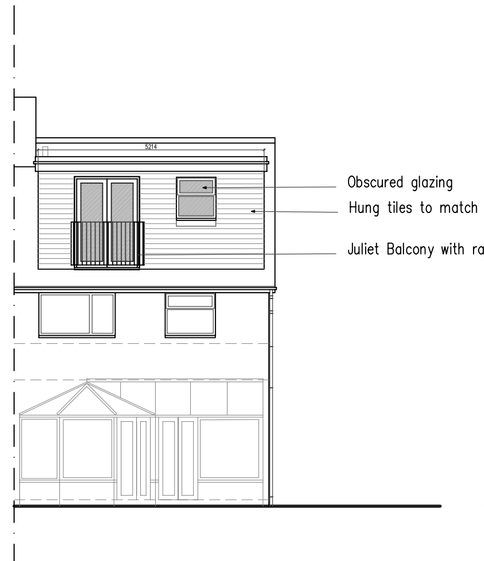

South (Rear) Elevation

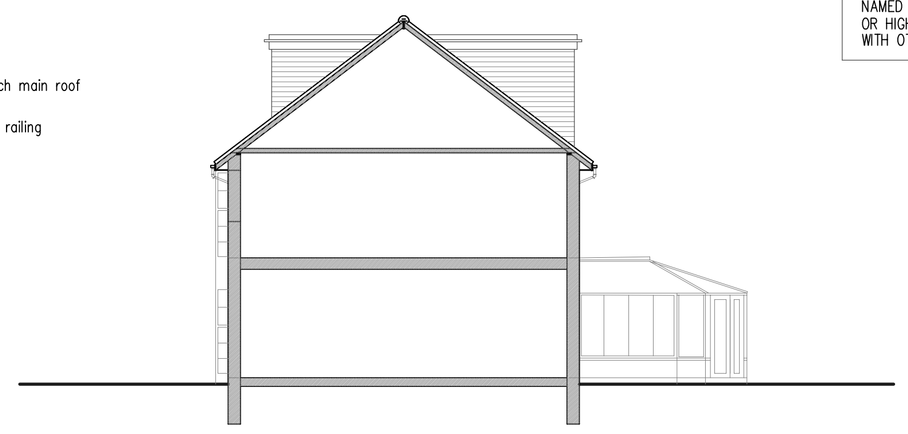

West (Side) Elevation

1m 2m 3m 4m 5m 6m 7m 8m 9m 10m
1:100 Scale Bar

Services Key

- Denotes pull cord
- Denotes light switch (2 way)
- Denotes light switch (timer)
- Denotes telephone
- Denotes television aerial points
- Denotes double socket
- Denotes double socket (floor level)
- Denotes cooker point
- Denotes spur
- Denotes shaver socket incorporating light
- Denotes external water tap
- Denotes wall light
- Denotes ceiling rose
- Denotes spotlight
- Denotes fluorescent tube
- Denotes radiator
- Denotes PIR detector
- Denotes extractor fan
- Denotes smoke detector
- Denotes heat detector
- Denotes meter

Notes:

Lawful Development Certificate evidence
Rear Dormer volume = (5.21m x 2.59m x 3.4m / 2) = 22.93m3

Planning Application submitted for front dormer

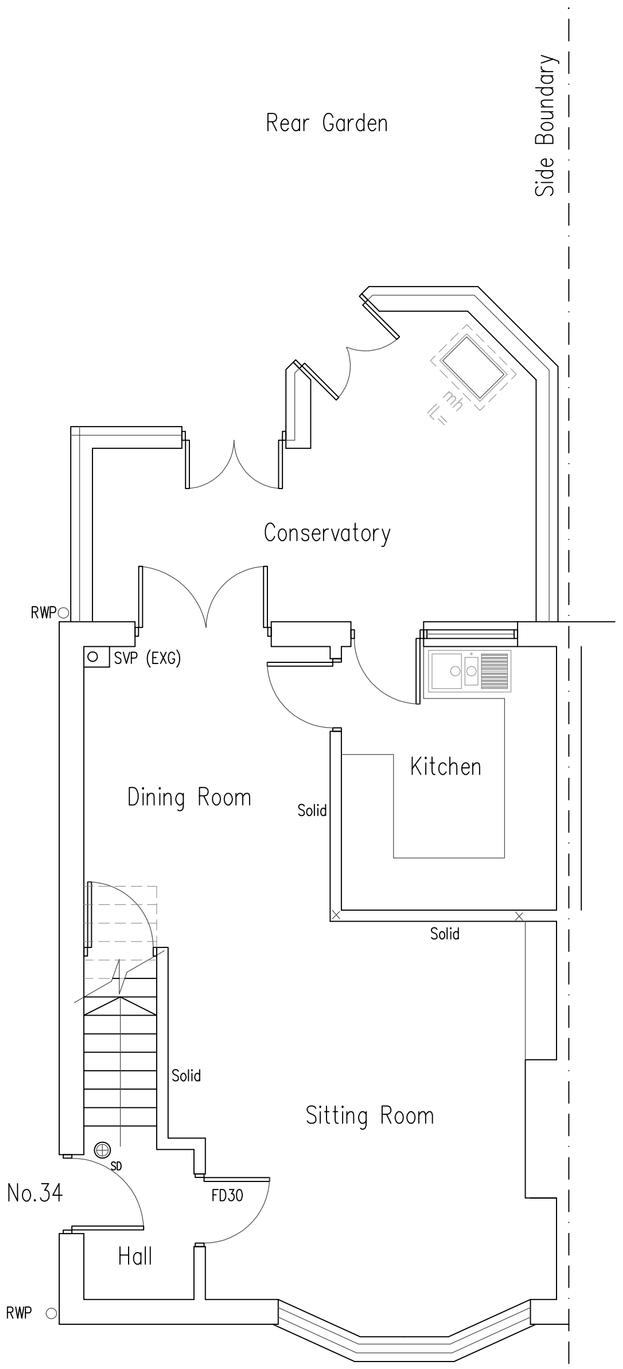

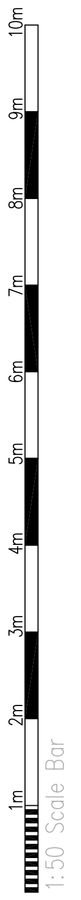

Ground Floor Plan

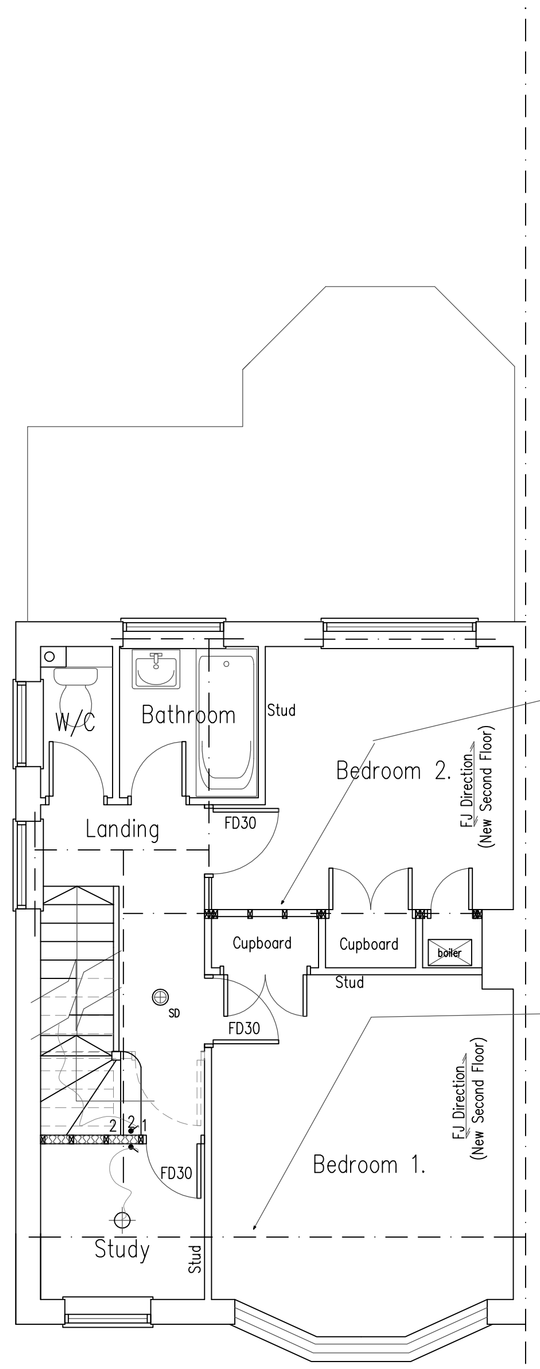

First Floor Plan

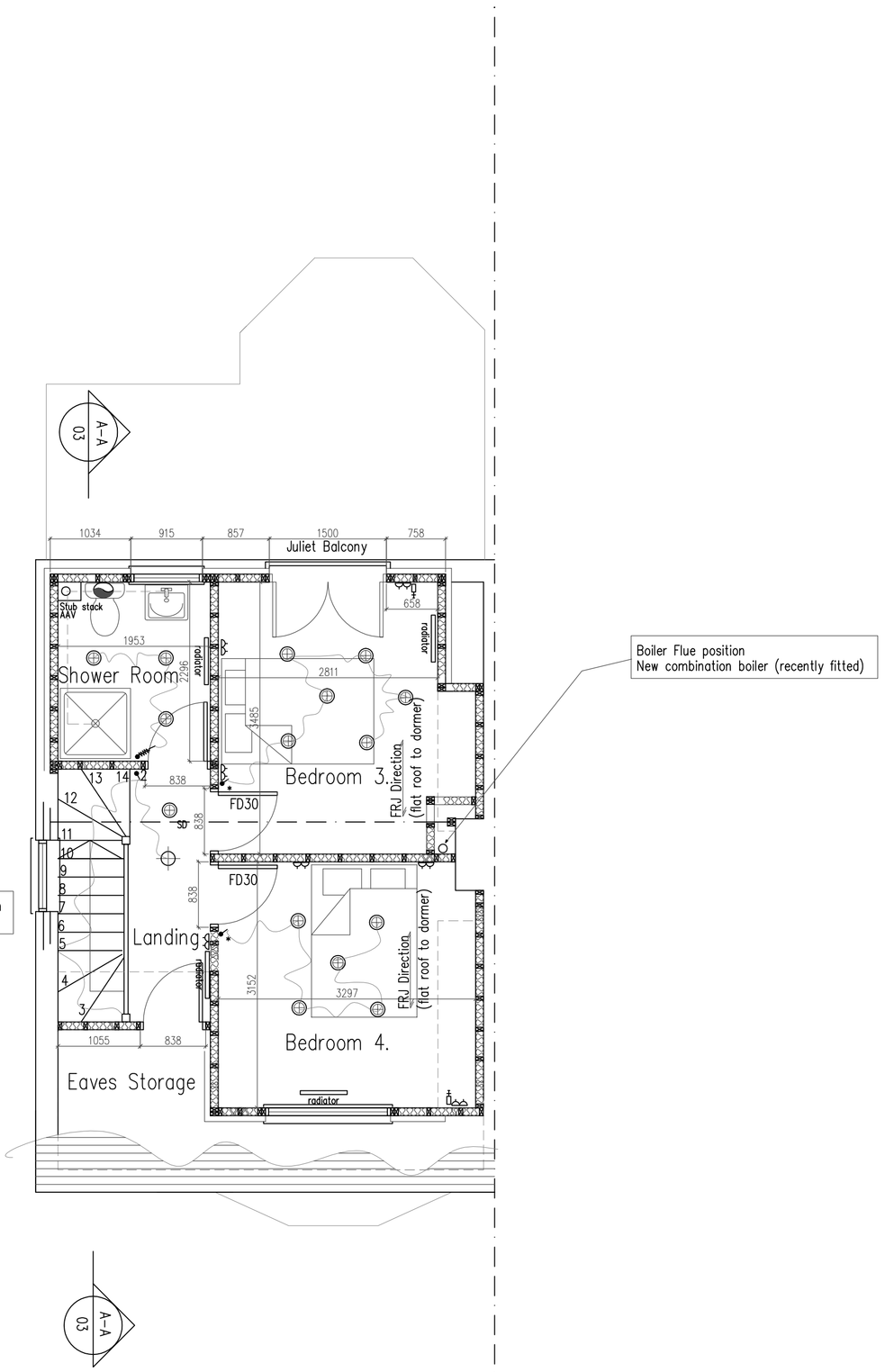

Second Floor Plan

Project:

Proposed Conversion Of
Of Roofspace At:
34 Greenacres
Shoreham By Sea
West Sussex
BN43 5WY

Drawing title:

Plans & Elevations As Proposed

Client: Elizabeth Rhatigan

Copyright of:
Architectural & Planning Services
15 West Street
Shoreham By Sea
West Sussex
BN43 5WF
bjw
01273 441009 (after 6pm)
07856899101
e-mail: benwhitby15@yahoo.co.uk

Scale:	Paper size
1:100 1:50	A1
Date: 27.5.2010	Drawn: BJW
Drg. No. 02	Rev'n B

Note: All dimensions to be checked on site.