From: Nigel Martin <nigel@nigelmartin.net>
Sent: 14 July 2010 09:54
To: Keith Morgan
Cc: Irene Dyson
Subject: Re: Adj 1 Mill Hill, Shoreham: ADC/0212/10 for amendment
Attachments: NM A1 template 891.05G Basment Pl.pdf; NM A1 template 891.02 N Gd. Ft. Fl.pdf

Keith,

Thank you for your mail yesterday.

Having reviewed the relevant elevations and floor plans I have ammended the attached drawings to accord wit the elevations.

I trust that you will be able to confirm that the proposed ammendment is accepted as an ammendment to the approved application. I look forward to receiving your confirmation.

Thank you for your assistance on this matter.

Regards,

Nigel Martin

----- Original Message -----
From: Keith Morgan
To: Nigel Martin
Sent: Tuesday, July 13, 2010 1:59 PM
Subject: Adj 1 Mill Hill, Shoreham: ADC/0212/10 for amendment

Nigel,

I have just noticed a discrepancy on the plans.

On the Elevations 891.06.03 E the enlarged garage projection/roof terrace is shown projecting no more than 4m overall.
However, on the Floor plan 02 M it is shown projecting further (about 4.6m).

Please can you check. It seems to me that 4m is the maximum that is acceptable.

Regards

Keith Morgan

Keith Morgan - Planning Services Manager | Planning, Regeneration & Wellbeing, Adur District Council
Location: Civic Centre, Ham Road, Shoreham-by-Sea BN43 6PR
Internal: 63239 | External: 01273 263239 | E-mail: keith.morgan@adur.gov.uk

Please think before you print this and save paper

****
****
Important Information and Disclaimer.
Please do not print this e-mail unless necessary.
The domain from which this e-mail is sent is not indicative of the Council on whose behalf it is sent. The author will indicate in the body of the e-mail on whose behalf it is sent.
The information contained in this email may be subject to public disclosure under the Freedom of Information Act 2000. Unless the information contained in this email is legally exempt from disclosure, we cannot guarantee that we will not provide the whole or part of this email to a third party making a request for information about the subject matter of this email.

This e-mail is intended exclusively for the addressee and may contain information that is confidential and/or privileged. If you are not the intended recipient please note that any form of distribution, copying or use of this communication or the information in it is strictly prohibited and may be unlawful. If you have received this communication in error please return it to the sender and delete the material from any computer and destroy any printed copy.
Adur District Council and Worthing Borough Council cannot guarantee that this message or any attachment is virus-free or has not been intercepted or changed. The views of the author may not necessarily reflect those of either Adur District Council or Worthing Borough Council. Any opinions or other information in this message that do not relate to the official business of Adur District Council and / or Worthing Borough Council are neither given nor endorsed by them.
****
****

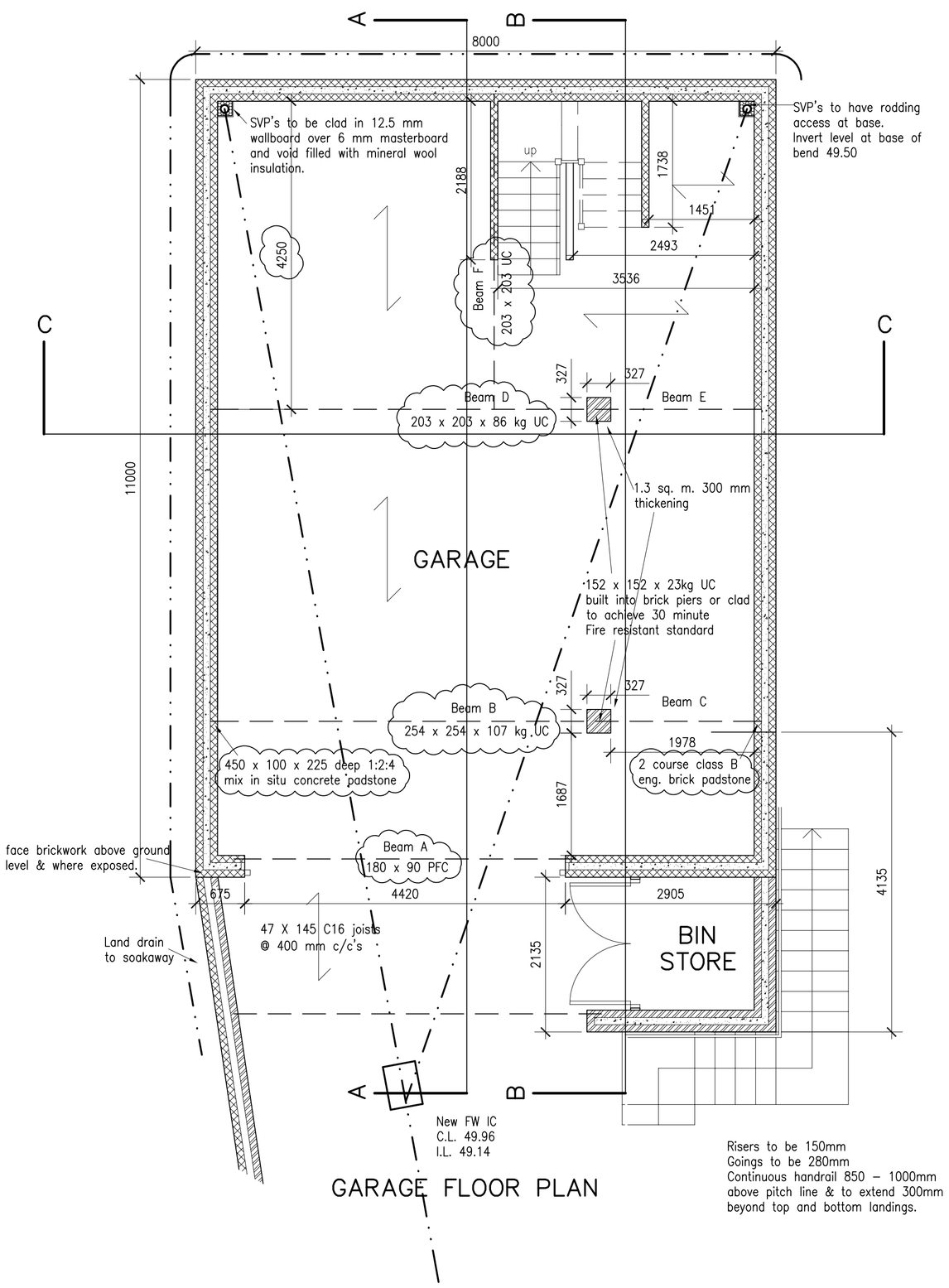

GARAGE FLOOR PLAN

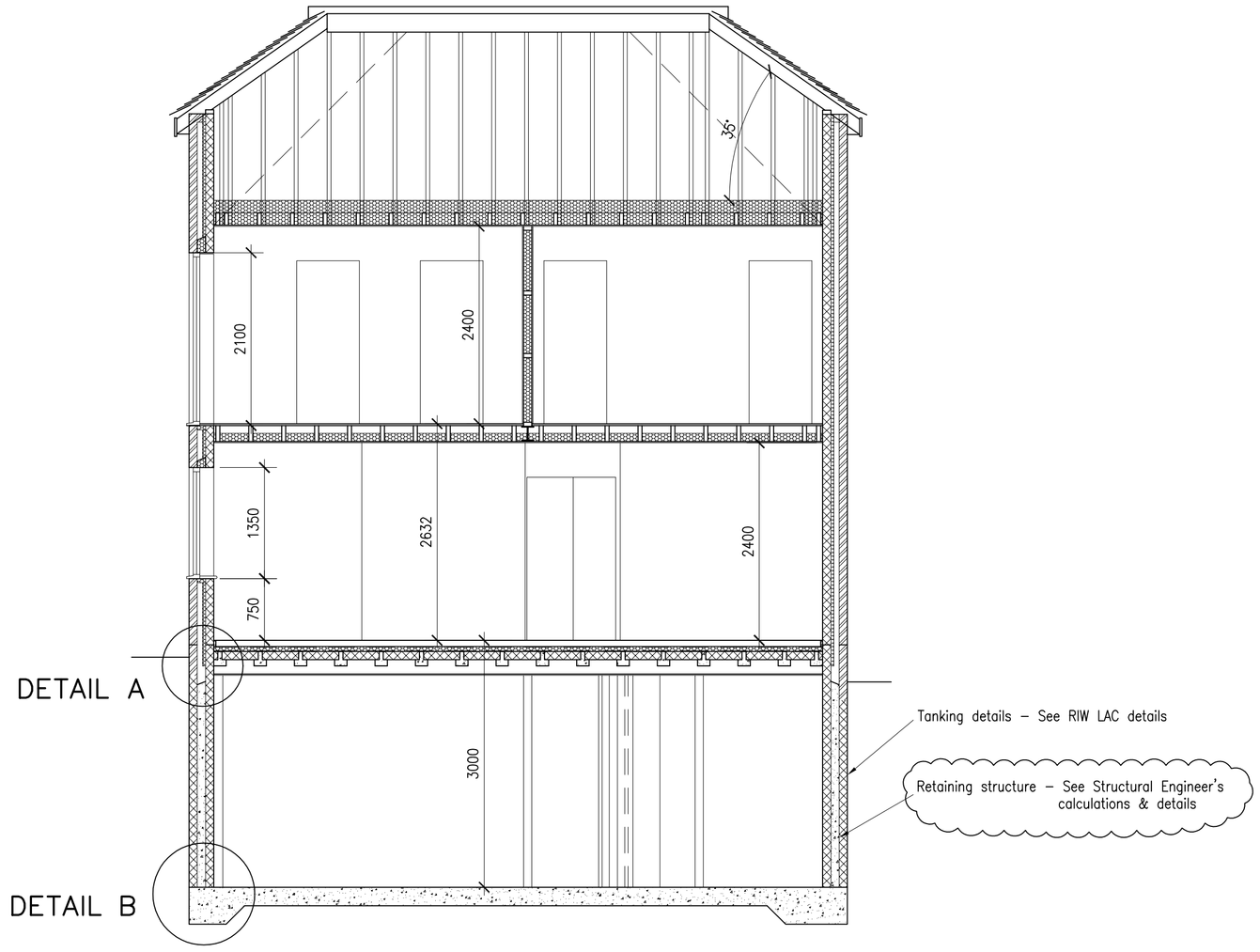

SECTION C – C

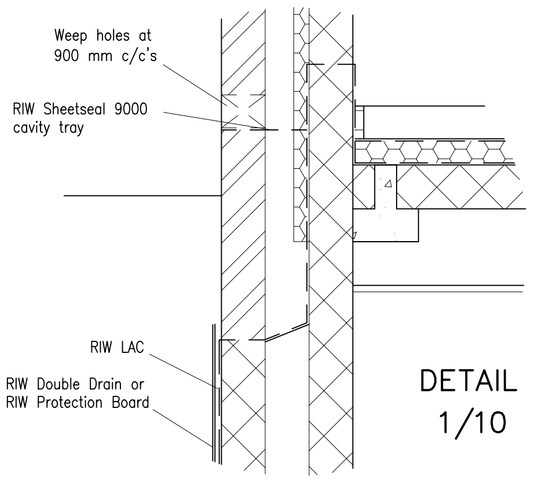

DETAIL A
1/10

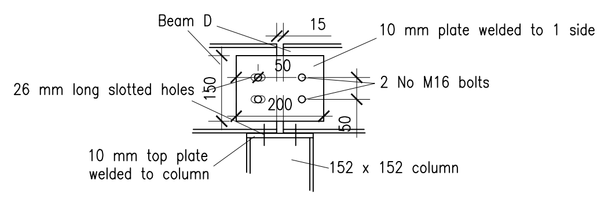

Beam D /Column Connection
1/10

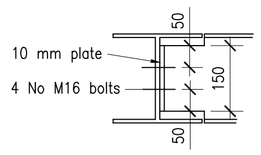

Beam F/D Connection
1/10

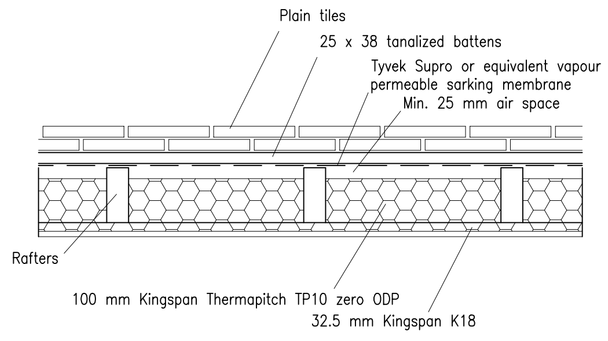

SKEILING CONSTRUCTION
1/10

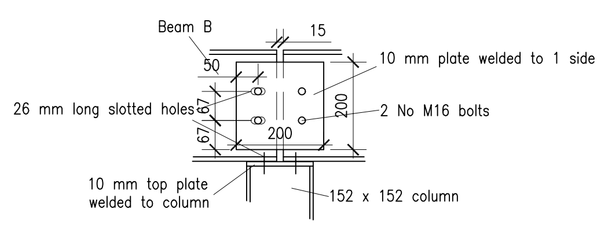

Beam B /Column Connection
1/10

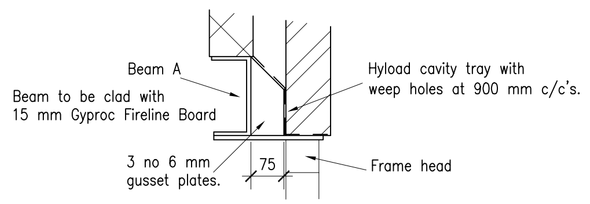

Beam A
1/10

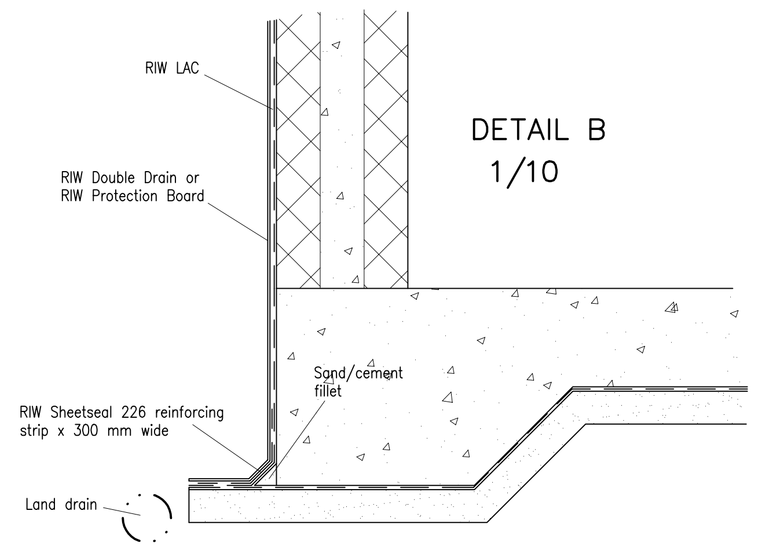

DETAIL B
1/10

NOTES

DO NOT SCALE OFF THIS DRAWING.

CHECK ALL DIMENSIONS ON SITE BEFORE ANY WORK IS COMMENCED. ALL GOODS MATERIALS AND WORKMANSHIP MUST CONFORM WITH CURRENT BUILDING REGULATIONS, BRITISH STANDARDS AND CODES OF PRACTICE.

DRAWING TO BUILDING REGULATION/PLANNING APPLICATION STAGE ONLY.

COPYRIGHT OF THIS DRAWING IS RETAINED BY THE SURVEYOR AND IT MUST NOT BE REPRODUCED WITHOUT HIS WRITTEN CONSENT.

REV

02.08 Section C – C and details added.
B 15.02.08 Fire protection and insulation noted to SVP's.
External steps modofied to comply fully with A. D. Doc. M.
C 18.03.08 Eng's details added.
D 12.08.09 Stairwell dims added to floor plan.
Beam codes over Garage added.
E 21.08.09 Beam dims added.
Padstones noted.
Beam G omitted.
Beam details added.
F 14.06.10 Terrace extended to front of Garage.
G 14.07.10 Extended Garage floor plan dimension revised and noted.

RICS
NIGEL MARTIN MRICS
Chartered Building Surveyor
Building Design and Survey
35 Southdown Close
Haywards Heath
West Sussex. RH16 4JR
Tel/Fax: 01444 459 752
email: nigel@nigelmartin.net

CLIENT
MR. & MRS. D. DYSON

JOB TITLE
PROPOSED HOUSE

LAND AT 1 MILL HILL
SHOREHAM–by– SEA
WEST SUSSEX

DRAWING TITLE
PROPOSED BASEMENT FLOOR PLAN

SECTION C – C

DETAILS

DATE	SCALE	DRAWN BY
07.07	1/50, 1/10	nm

DRAWING NO.	REVISION
891.06.05	G

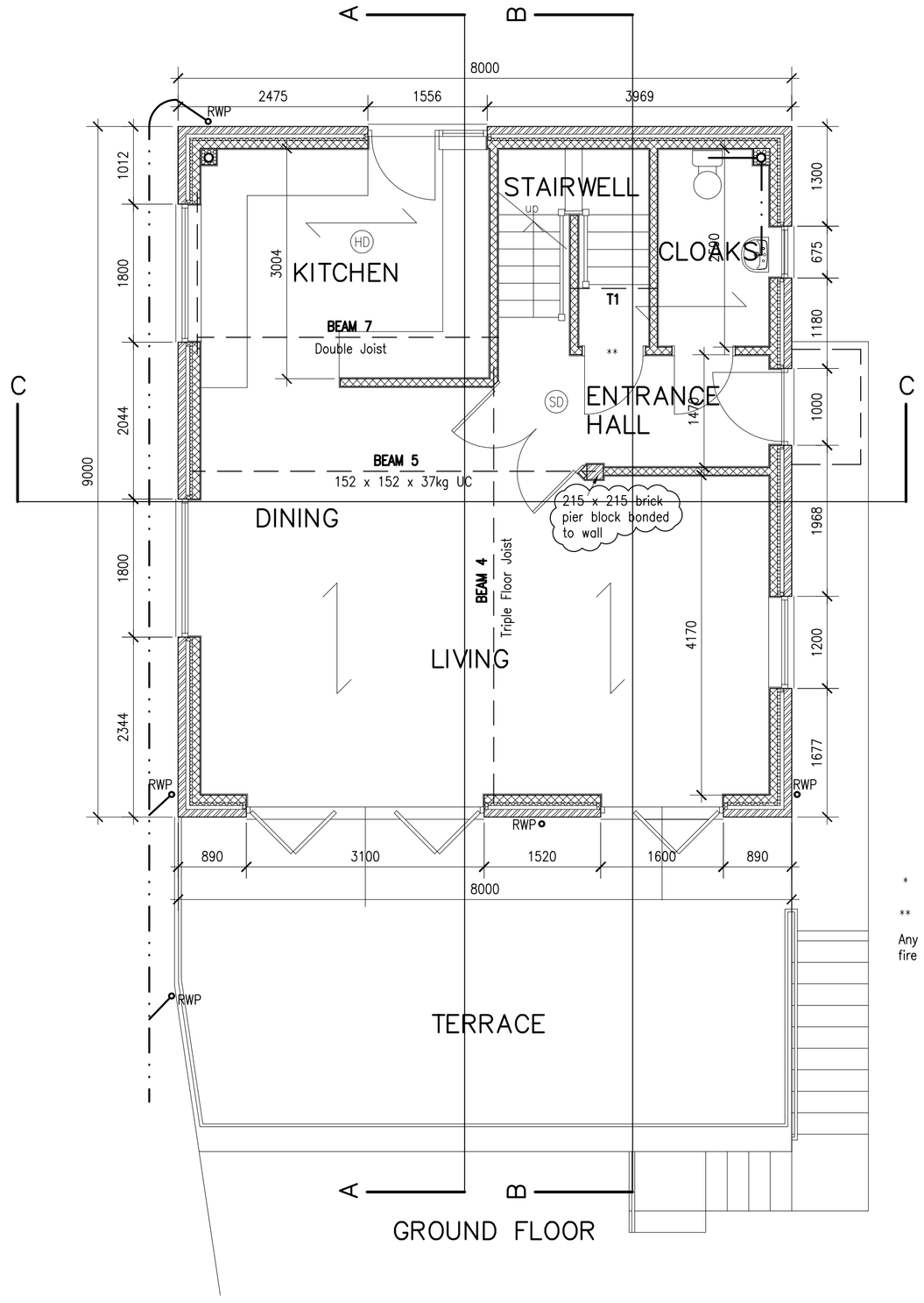

* FD30 door set

** FD30S door set with self closer

Any glazing in fire doors to be Pyran fire resistant type or equivalent

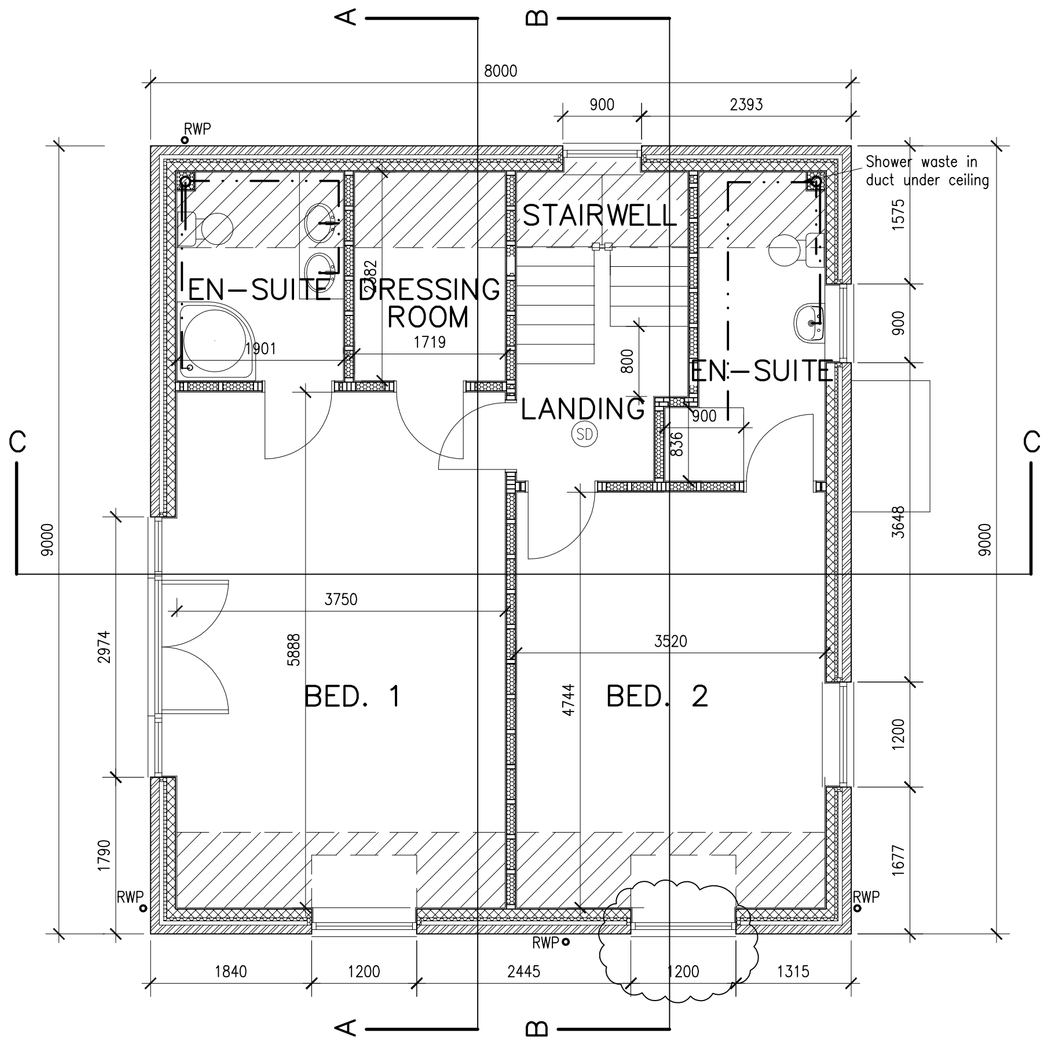

FIRST FLOOR

NOTES

DO NOT SCALE OFF THIS DRAWING.

CHECK ALL DIMENSIONS ON SITE BEFORE ANY WORK IS COMMENCED. ALL GOODS MATERIALS AND WORKMANSHIP MUST CONFORM WITH CURRENT BUILDING REGULATIONS, BRITISH STANDARDS AND CODES OF PRACTICE.

DRAWING TO BUILDING REGULATION/PLANNING APPLICATION STAGE ONLY.

COPYRIGHT OF THIS DRAWING IS RETAINED BY THE SURVEYOR AND IT MUST NOT BE REPRODUCED WITHOUT HIS WRITTEN CONSENT.

REV

A 25.10.07 Internal alterations to Client instructions.
B 30.10.07 Garage plan area increased. Stair access shown. Stair enclosure at ground floor level added.
Cloakroom revised.
First floor internal layout revised.
En–suite window omitted from West elevation.
Velux rooflight added to north roof slope serving En–suite.
C 01.07 Drg. shows Gd. & Ft. Fl Plans only.
D Dims added.
E 15.02.08 Fire doors noted.
Insulation to SVP's added.
F 06.03.08 Beams over 2nd floor omitted.
G 31.03.08 Balcony balustrade modified to allow access to path and steps to east side of property for alternative means of escape.
Fire doors to Living Room & Bedrooms omitted.
H 12.08.09 Windows in East elevation South end repositioned.
J 21.08.09 Beam 6 omitted.
Beam sizes added.
Pier added.
Joist spans over Kitchen/Cloaks/Hall changed.
K 24.08.09 Pier noted as block bonded to wall.
L 06.10.09 Bed. 2 South window moved 225 mm to West.
Velux omitted from Bed 1 En–suite.
M 14.06.10 Terrace to south extended.
N 14.07.10 Ground floor plan terrace balcony line ammended to agree with elevations.

NIGEL MARTIN MRICS
Chartered Building Surveyor
Building Design and Survey
35 Southdown Close
Haywards Heath
West Sussex. RH16 4JR
Tel/Fax: 01444 459 752
email: nigel@nigelmartin.net

CLIENT
MR. & MRS. D. DYSON

JOB TITLE
PROPOSED HOUSE

LAND AT 1 MILL HILL
SHOREHAM–by– SEA
WEST SUSSEX

DRAWING TITLE
PROPOSED GROUND & FIRST FLOOR PLANS

DATE	SCALE	DRAWN BY
07.07	1/50	nm

DRAWING NO.	REVISION
891.06.02	N