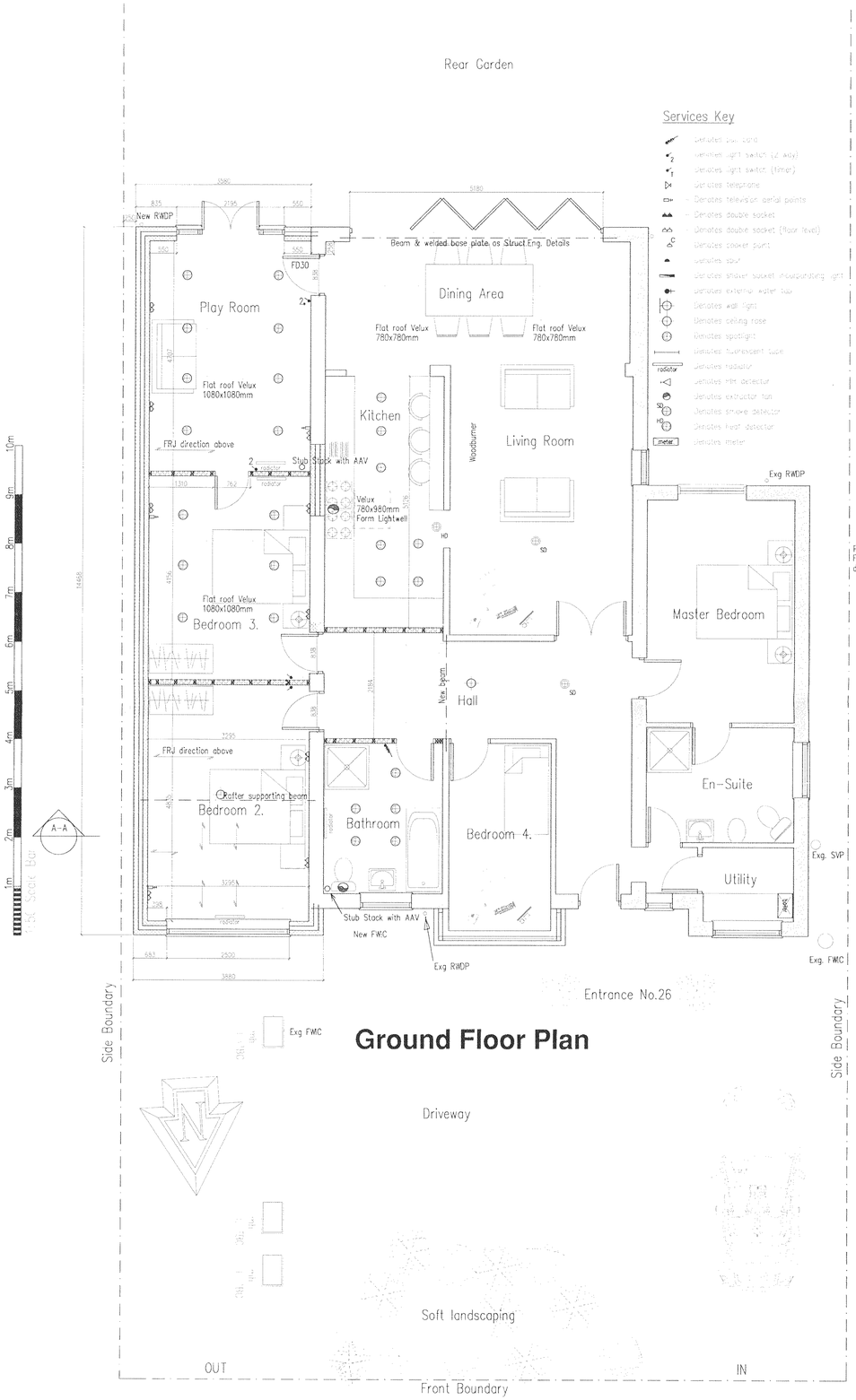

Ground Floor Plan

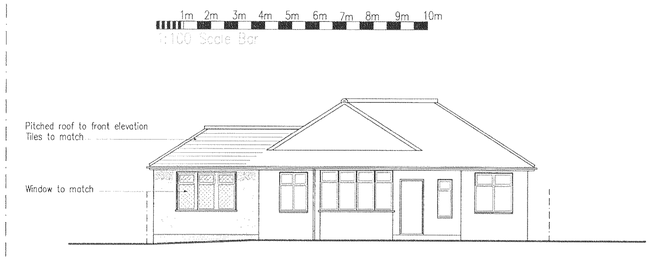

North (Front) Elevation

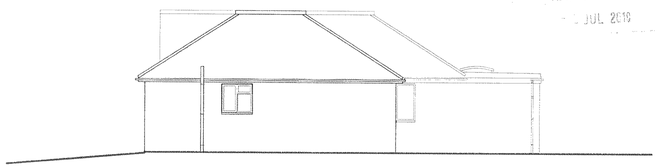

West (Side) Elevation

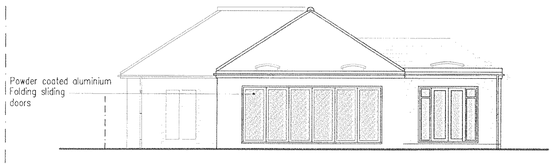

South (Rear) Elevation

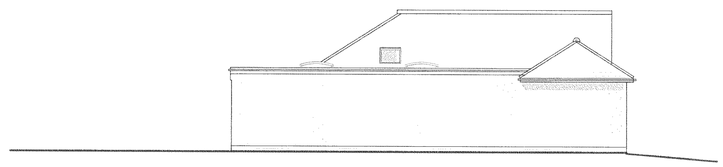

East (Side) Elevation

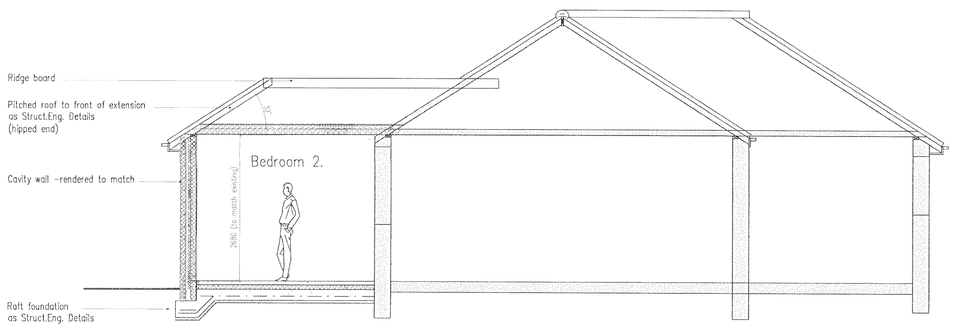

SECTION A-A

DO NOT SCALE FROM THIS DRAWING (Copies are not exact)
DRAWING TO BE READ IN CONJUCTION WITH ALL OTHER ARCHITECT'S & STRUCTURAL ENGINEER'S CONTRACT DRAWINGS & SPECIFICATIONS.
ANY DISCREPANCIES MUST BE BROUGHT TO THE ATTENTION OF THE ARCHITECT IMMEDIATELY.
THE CONTRACTOR MUST VERIFY ALL DIMENSIONS BY SITE MEASUREMENT BEFORE ORDERING MATERIALS OR MANUFACTURING COMPONENTS.
SUBSTITUTE MATERIALS & PRODUCTS TO THOSE NAMED WILL BE ACCEPTABLE IF PROVEN TO BE OF EQUAL OR HIGHER PERFORMANCE AND NOT IN CONFLICT WITH OTHER ELEMENTS.

Project:
Proposed Extensions & Internal Alterations At:
26 Riverside Road
Shoreham By Sea
West Sussex
BN43 5RB

Drawing title:
Plans & Elevations As Proposed

Client: Mr D. Bennett

Copyright of:
Architectural & Planning Services
15 West Street
Shoreham By Sea
West Sussex
BN43 5WF
bjw
01273 441009 (after 6pm)
07856899101
e-mail: benwhitby15@yahoo.co.uk

Scale: 1:100 1:50	Paper size: A1
Date: 16.6.2010	Drawn: BJW
Drg. No. 02	Rev'n F

Note: All dimensions to be checked on site.