

PRECAST CONCRETE DROPPED KERB Scale 1:10

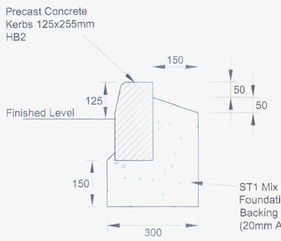

PRECAST CONCRETE KERB Scale 1:10

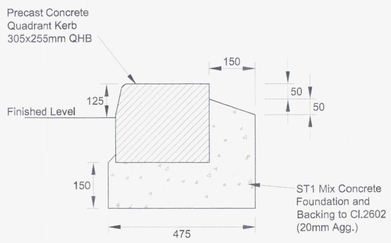

PRECAST CONCRETE QUADRANT KERB Scale 1:10

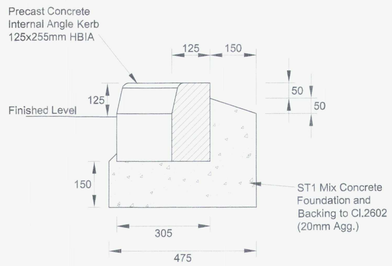

PRECAST CONCRETE INTERNAL ANGLE KERB Scale 1:10

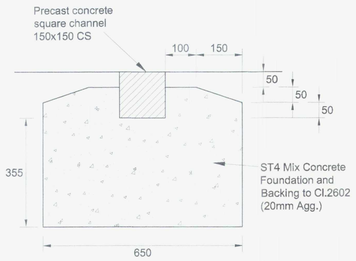

PRECAST CONCRETE CHANNEL Scale 1:10

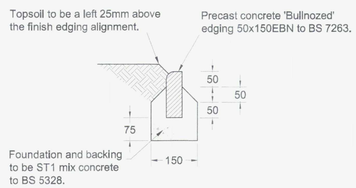

PRECAST CONCRETE EDGING Scale 1:10



FOOTPATH CONSTRUCTION Scale 1:20



CAR PARK CONSTRUCTION Scale 1:20

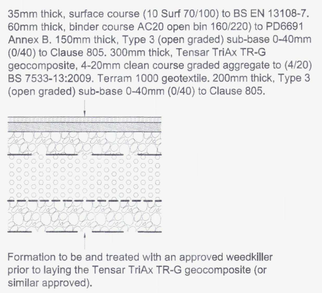

PORUS ROADWAY CONSTRUCTION Scale 1:20



ECOBLOCK PAVIOR PARKING BAY CONSTRUCTION Scale 1:20

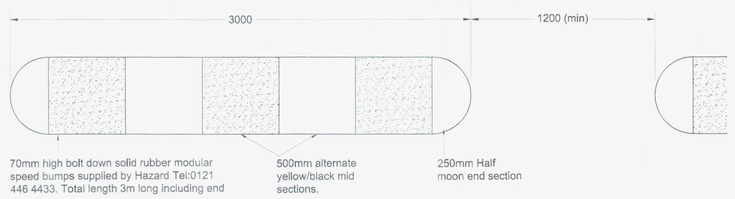

SPEED RAMPS Scale 1:20

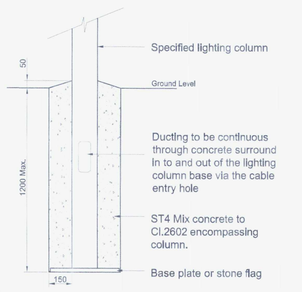

LIGHTING COLUMN FOUNDATION Scale 1:20

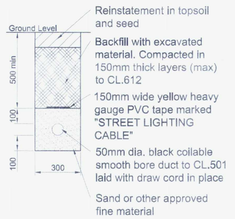

DUCTING (Soft Landscape) Scale 1:20

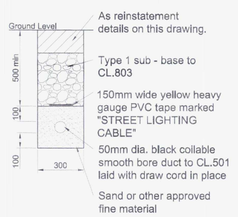

DUCTING (Hard Landscape) Scale 1:20

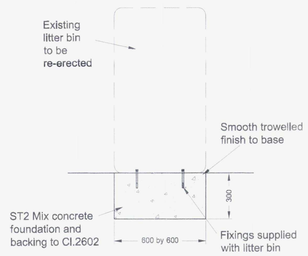

LITTER BIN FOUNDATION Scale 1:20

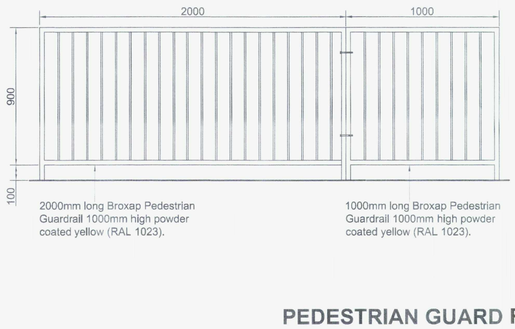

PEDESTRIAN GUARD RAIL Scale 1:20

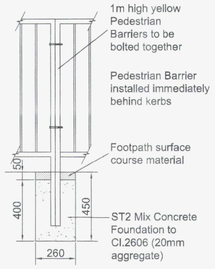

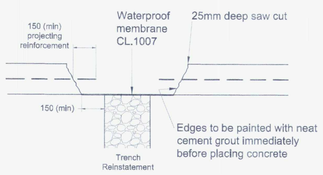

Reinforced Concrete

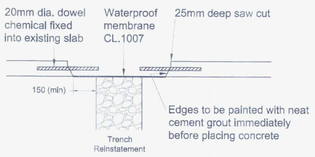

Unreinforced Concrete

NOTES:
1. Concrete to be grade RC32/40 to BS.8500 and comply with CL.1001.
2. Compaction on all concrete shall be by vibration.
3. If reinstatement approaches 400mm of the edge of a bay the remaining area to the bay edge shall be removed and included in the area to be reinstated.
4. Reinforcement that has been cut out shall be replaced with new. This shall be cut accurately to fit the prepared hole in the slab. The new reinforcement shall be of a weight not less then that in the original slab and shall be wired to the exposed reinforcement.
5. Unreinforced slabs shall have 20mm diameter dowels 500mm long at 400mm centres to tie reinstatement into the existing slab.
6. Concrete shall be place and compacted up to the level of the main reinforcement mesh before placing and wiring the mesh to the exposed reinforcing in the existing slab. The remainder of the concrete shall then be placed and compacted.
7. At least the top 50mm of concrete shall contain an air entraining agent to comply with CL.2002.
8. Surface texture to be obtained by brushing with a suitable broom.
9. Traffic shall not be allowed on the finished surface for at least 7 days.

TRENCH REINSTATMENT (Concrete) Scale 1:20

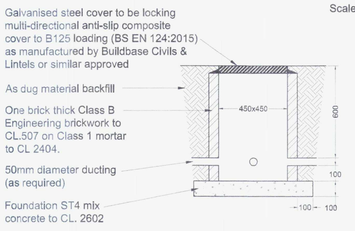

Alternative Construction:
Plastic access units "Centurion" chambers as manufactured by Buildbase Civils & Lintels (or similar approved) surrounded in 150mm thick ST4 concrete.

DRAW PIT CHAMBER Scale 1:20

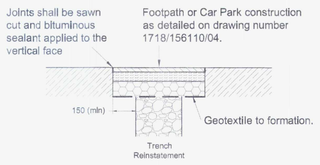

TRENCH REINSTATMENT (Flexible) Scale 1:20

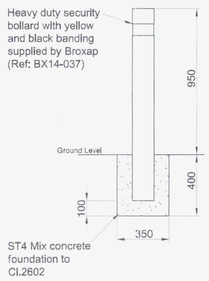

BOLLARD Scale 1:20

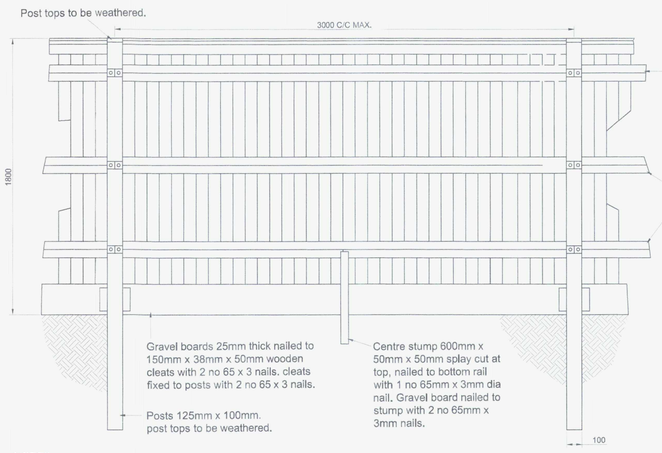

NOTES:
Close boarded fencing to BS 1722 part 5 2006.
Timber to conform to Clause 304 for English or European oak.
All nails to be galvanised to BS EN ISO 1461:2009.
The boarded side of the fence shall face the car park.

CLOSE BOARDED FENCING Scale 1:20

Notes:
1. Do not scale from this drawing.
2. All measurements are in millimetres unless otherwise stated.

ADUR & WORTHING COUNCILS PLANNING SERVICES
PLANNING APPLICATION NO: 1306/16
DATE VALID: 20 SEP 2017

Reproduced by permission of Ordnance Survey on behalf of HMSO. ©Crown Copyright and database right (2017). Ordnance Survey 100024321 & 100018824

	Revision	By	Date
	AMENDMENTS		

ADUR & WORTHING COUNCILS
ENGINEERING SERVICES
TOWN HALL, CHAPEL ROAD
WORTHING BN11 1HA
TEL: 01903 239999
www.adur-worthing.gov.uk
engineers@adur-worthing.gov.uk

LANCING MANOR LEISURE
CENTRE CAR PARK EXTENSION

Construction Details

Scale: 1:200 @ A1	Date: 20/05/2017
Drawn by: MAP	Checked by: KA
Drawing number: 1718/156110/04	