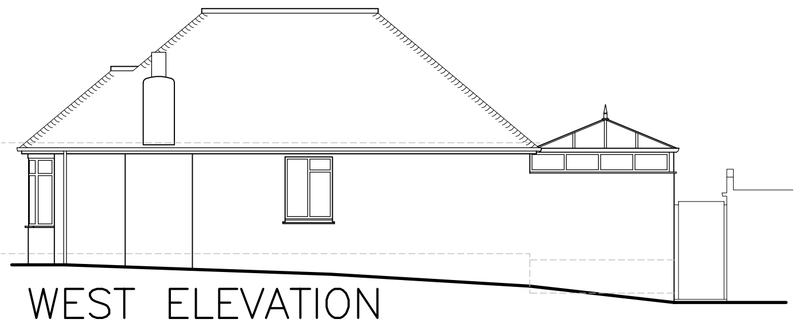

WEST ELEVATION
As Existing

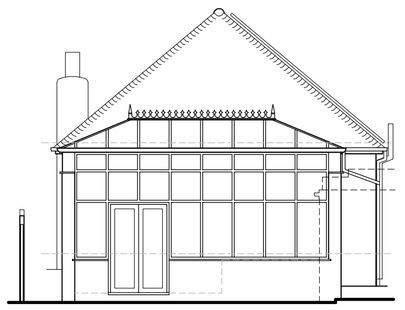

SOUTH ELEVATION
As Existing



EAST ELEVATION
As Existing

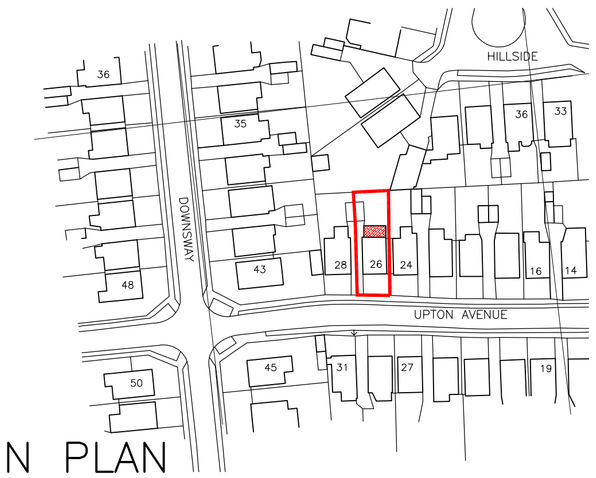

LOCATION PLAN
0 10 25 50 75 100m
Scale Bar 1:1250

Existing boundary fence (to be retained) to north elevation has been omitted to aid clarity

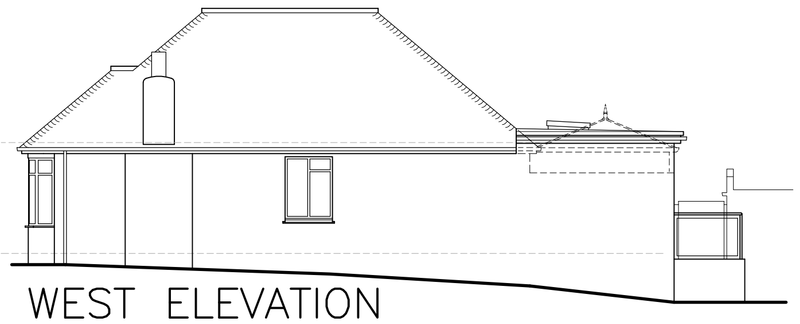

WEST ELEVATION
As Proposed

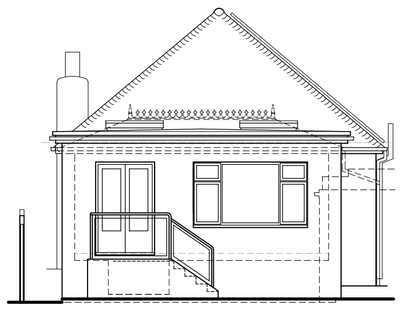

SOUTH ELEVATION
As Proposed

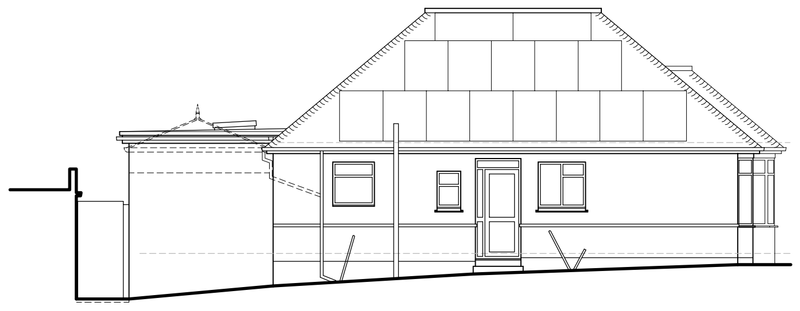

EAST ELEVATION
As Proposed

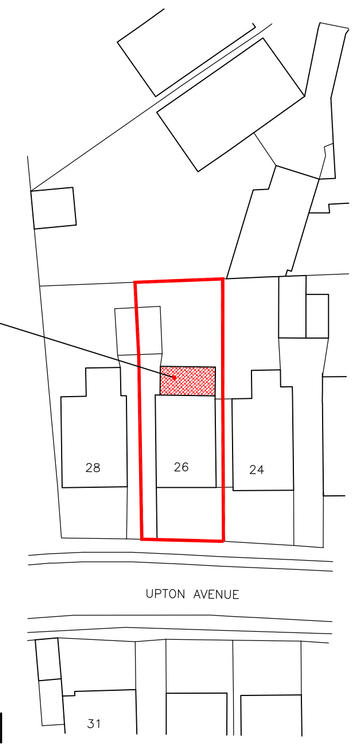

SITE PLAN
0 5 10 20 30 40 50m
Scale Bar 1:500

SCHEDULE OF EXTERNAL MATERIALS

Walls :– To be pebbledash render, to match existing.

Roof :– To be G.R.P. flat roof covering, colour lead gray, roof light to be flat/ low profile proprietary double glazed. facias / soffits to be white u.P.V.C.

External Joinery :– Windows / French Doors to be white u.P.V.C. double glazed units, to match existing

Rainwater Goods :– To be white u.P.V.C. Gutters to be sq. section with square downpipes, all to match existing.

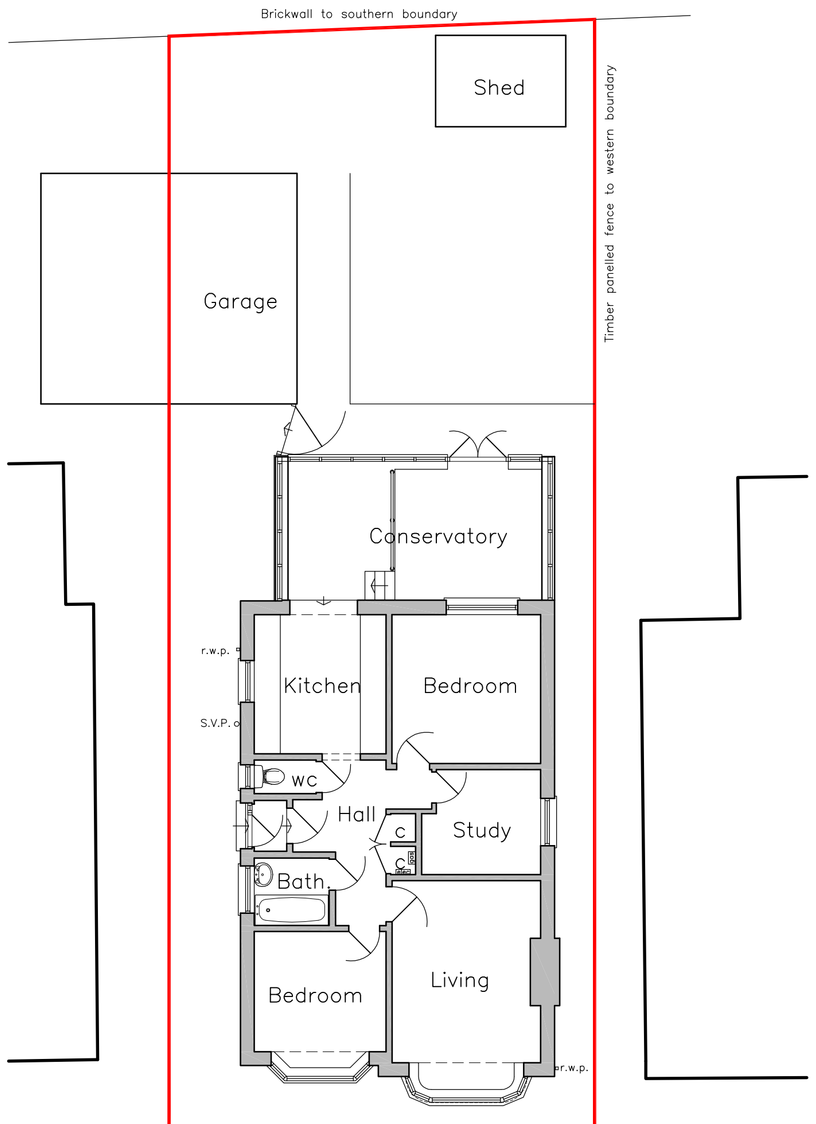

PLAN
As Existing

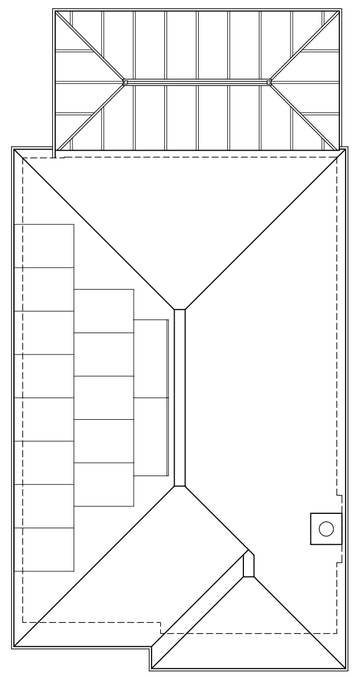

ROOF PLAN
As Existing

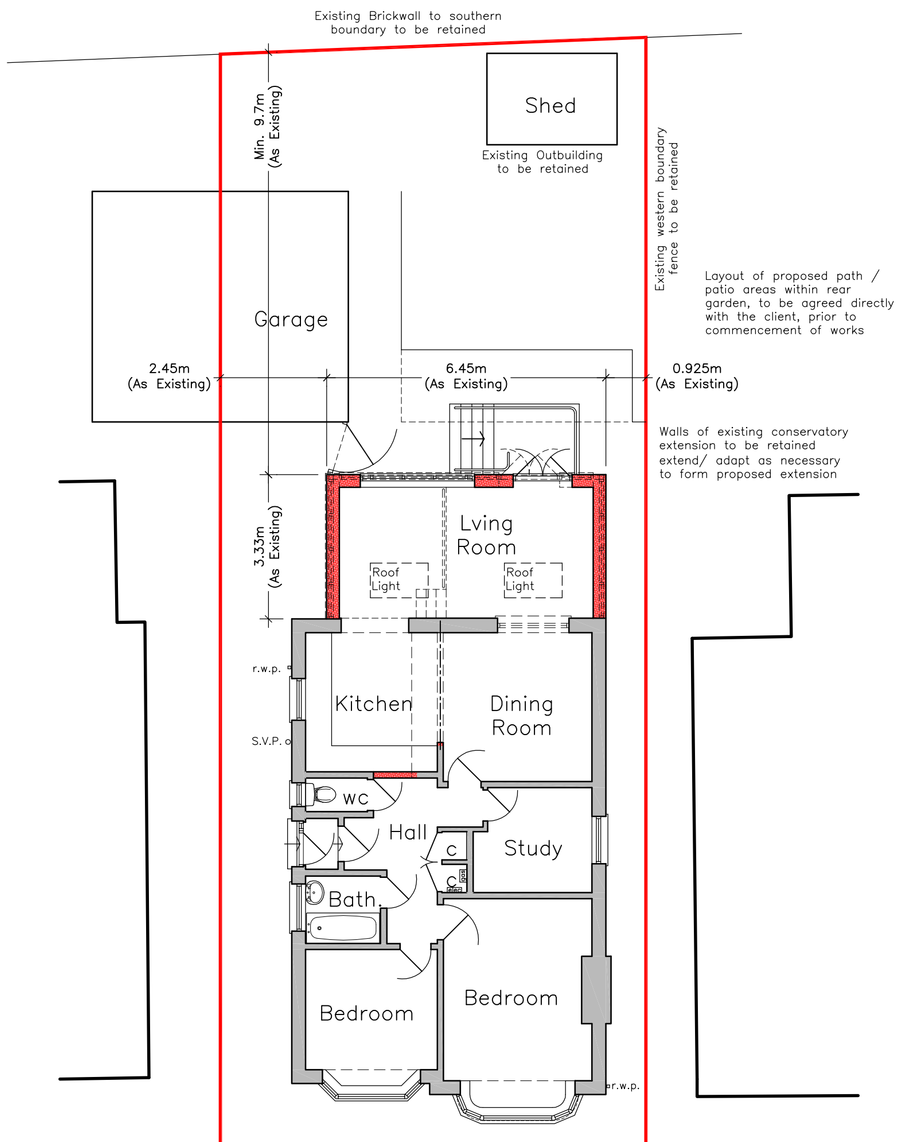

Layout of proposed path / patio areas within rear garden, to be agreed directly with the client, prior to commencement of works

Walls of existing conservatory extension to be retained extend/ adapt as necessary to form proposed extension

PLAN
As Proposed

Within proposed flat roof construction form 2 No, opening for Neo Plateau Roof lights, or similar approved. All to be installed in strict accordance with all relevant manufacturer's instructions.

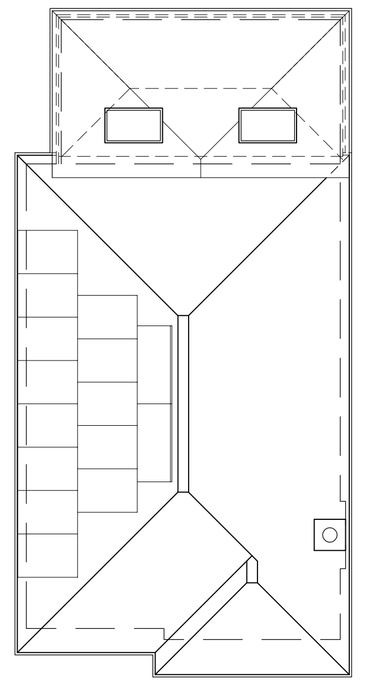

ROOF PLAN
As Proposed

Scale Bar 1:100
300mm 500mm 1100mm
1m 0 1m 2m 3m 4m 5m 6m 7m 8m 9m 10m

Rev.	Description	Date

The Client is advised to ascertain and comply with his duties under the C.D.M. Regs 2015 and his obligations under the Party Wall etc. Act 1996 and Equality Act 2010 where applicable.
Contractors must verify all dimensions on site before commencing any work.
The copyright of this drawing is reserved.
The drawing must not be disclosed without authority
The drawings and drawing notes do not purport to cover each and every item required to complete the project, the notes are not a specification of works, the contractor is advised to verify the full extent of the works with the client.
This drawing to be read in conjunction with Designers Risk Assessment

Project
26 Upton Avenue
Southwick
Brighton
BN42 4WP

Proposed Alterations/ Extension to the Rear of existing Bungalow

Client
Mr & Mrs Mann

Drawing no. 2586–01

Scale 1 : 100 | Date Nov 2018

KG DESIGNS
CHARTERED BUILDING SURVEYORS
ARCHITECTURAL DESIGN CONSULTANTS

Longacre, Bentons Lane, Dial Post,
Horsham, West Sussex RH13 8NW
Tel : 01403 711666
E-MAIL : kgd@kgdesigns.com