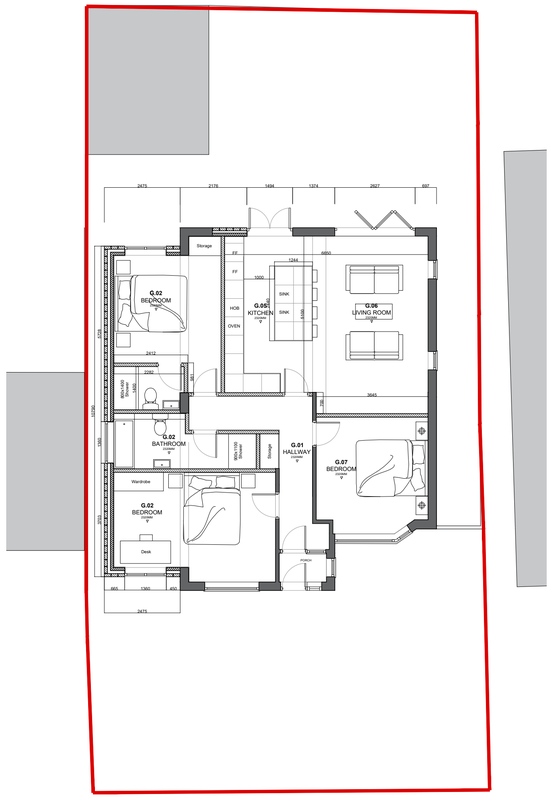

1 PROPOSED GROUND FLOOR PLAN
1:100

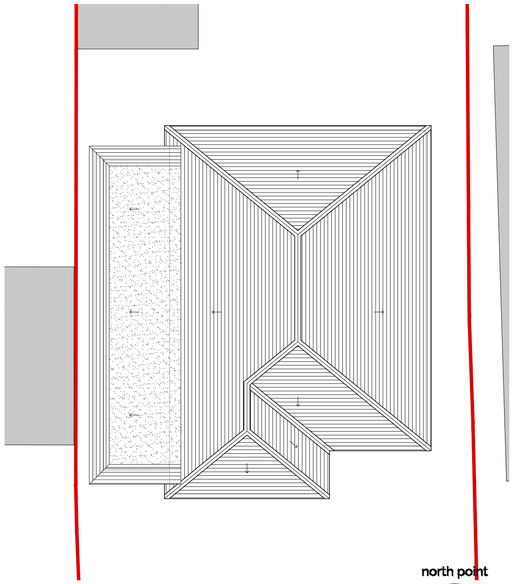

2 PROPOSED ROOF PLAN
1:100

north point

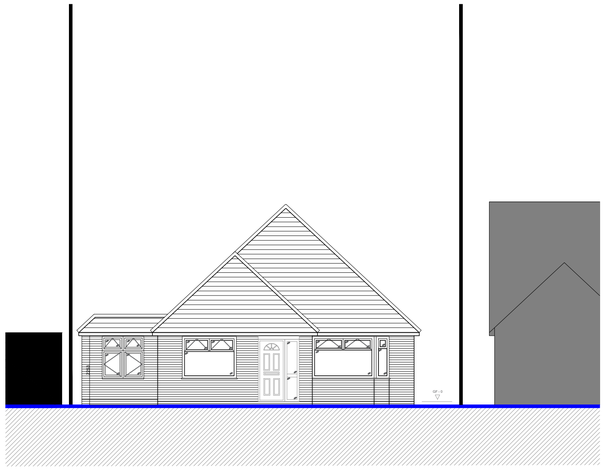

1 PROPOSED NORTH ELEVATION - FRONT
1:100

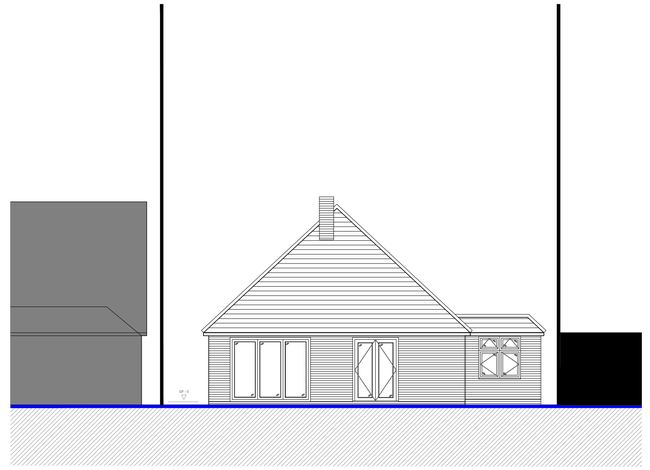

2 PROPOSED SOUTH ELEVATION - REAR
1:100

north point

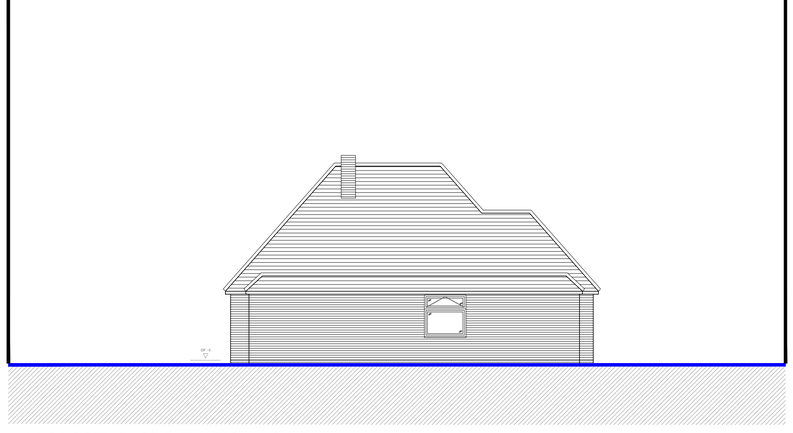

3 PROPOSED EAST ELEVATION - SIDE
1:100

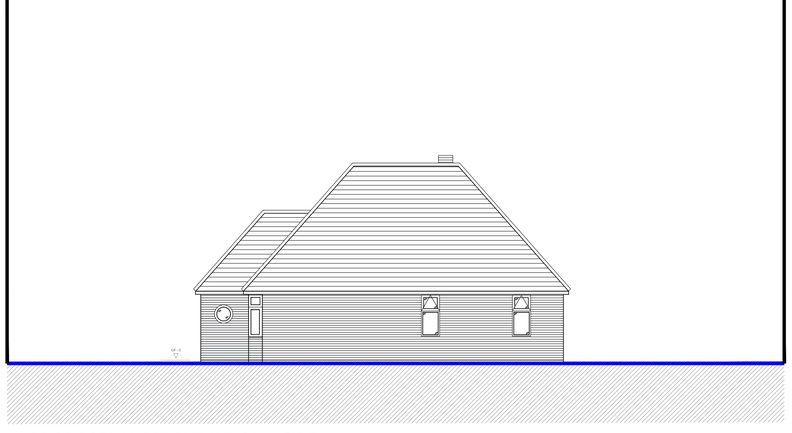

4 PROPOSED WEST ELEVATION - SIDE
1:100

PROPOSED FLOOR PLANS & ELEVATIONS

The contractor shall check and verify all dimensions on site and report any discrepancies in writing to Christopher David before proceeding with work.

1:100
2m 0 2m 4m 6m 8m 10m

key

drawing no. 480-3001 rev C note -
title Proposed Floor Plans & Elevations
project no. 480
project 3 Bowness Avenue, Sompting, Lancing BN15 9TS
client -
stage Planning
christopher-david.co.uk info@christopher-david.co.uk

date 13.03.23
scale 1:100@A1
drawn by CDB
checked by CDB

020 3916 5532

CHRISTOPHER DAVID
DESIGN