Planning Drawings

* Route permitted development - Certificate of lawfulness

Materials Schedule - All materials to match existing building material

Existing Layout

Scale 1 : 100 2000mm

Roof line

Proposed Roof line

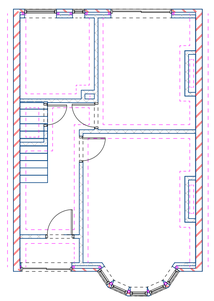

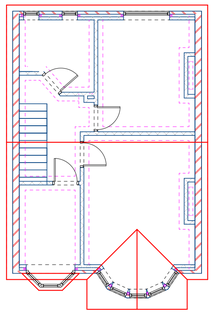

Front Elevation



Side Elevation

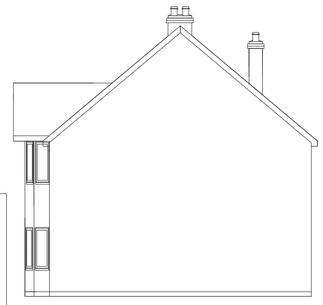

Proposed Layout

Scale 1 : 100 2000mm

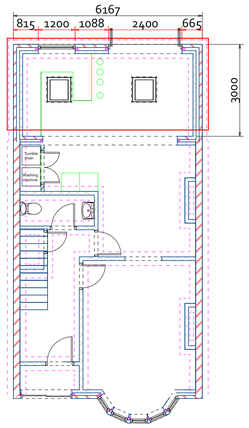

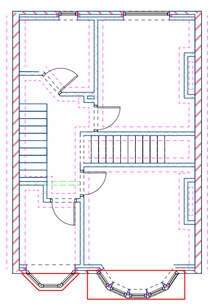

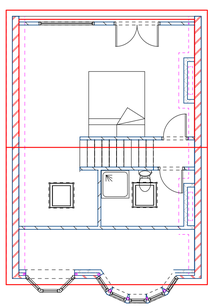

Roof window notes for planning

Roof windows veluxs will be part of the roof and not protrude more than 0.15

(b) the alteration would protrude more than 0.15 metres beyond the plane of the slope of the original roof when measured from the perpendicular with the external surface of the original roof

Any protrusion from a roof, for example, for a roof light/window and its frame, will be limited to 0.15m:



This limitation to projection from the roof plane should not be applied in cases where the roof of an extension to a house that is permitted development under Class A is joined to the roof of the original house. In such cases, the roof of the extension should not be considered under Class C as protruding from the original roof.

Roof enlargement Calculation

Total Roof enlargement 28.63 Cubic Metres

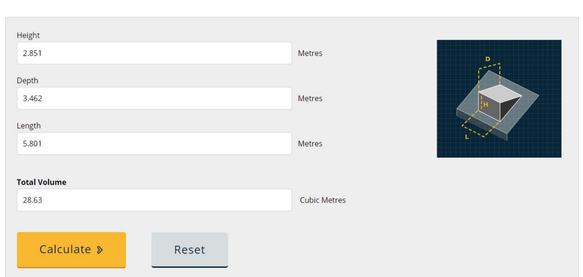

Elevations Existing

Scale 1 : 100 2000mm

Rear Elevation



Side Elevation



Elevations Proposed

Scale 1 : 100 2000mm

Front Elevation

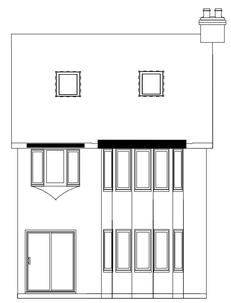

Rear Elevation

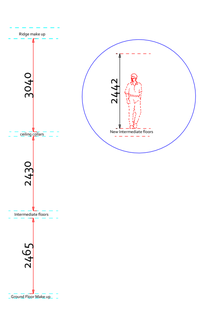

Side Elevation

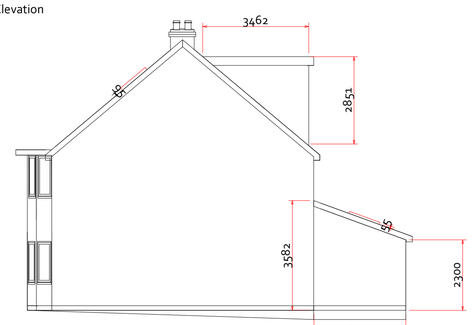

Side Elevation

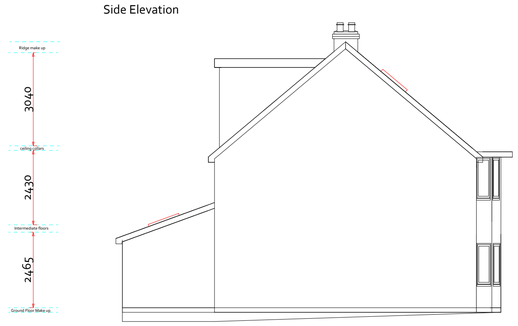

Boundary lines

Actual measured on site Boundary to Boundary

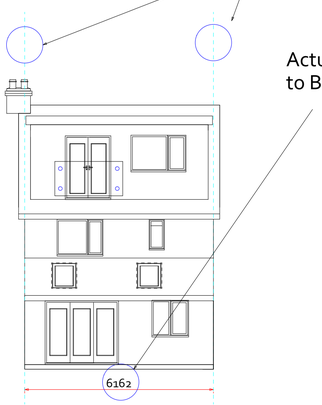

Photographic Survey





Client - Faye Parker

Address - 52 Parkside,
Shoreham by Sea,
West Sussex,
BN43 6HA

Page Size - A1 2000mm

ARCHITECTURAL JONES • PROJECTS