CLIENT Mr. I. & Mrs. S. Lovelidge				PROJECT 248 Upper Shoreham Road Shoreham by Sea West Sussex BN43 6BF				R.J.REYNOLDS HNC Con. Tech. (Arch) Architectural Services 82 GREENACRES SHOREHAM BY SEA WEST SUSSEX BN43 5XL Telephone: 01273 462889 Fax: 01273 441992				
DRAWING Existing & Proposed Side Elevations and Section				Proposed Rooms in the roof and rear extensions								
drawing	1697/P3	scale	1:100	date	May. 2010	Revisions	A					

Rev A. June 2010. Ground floor plan revised at clients request removing side kitchen door. RJR

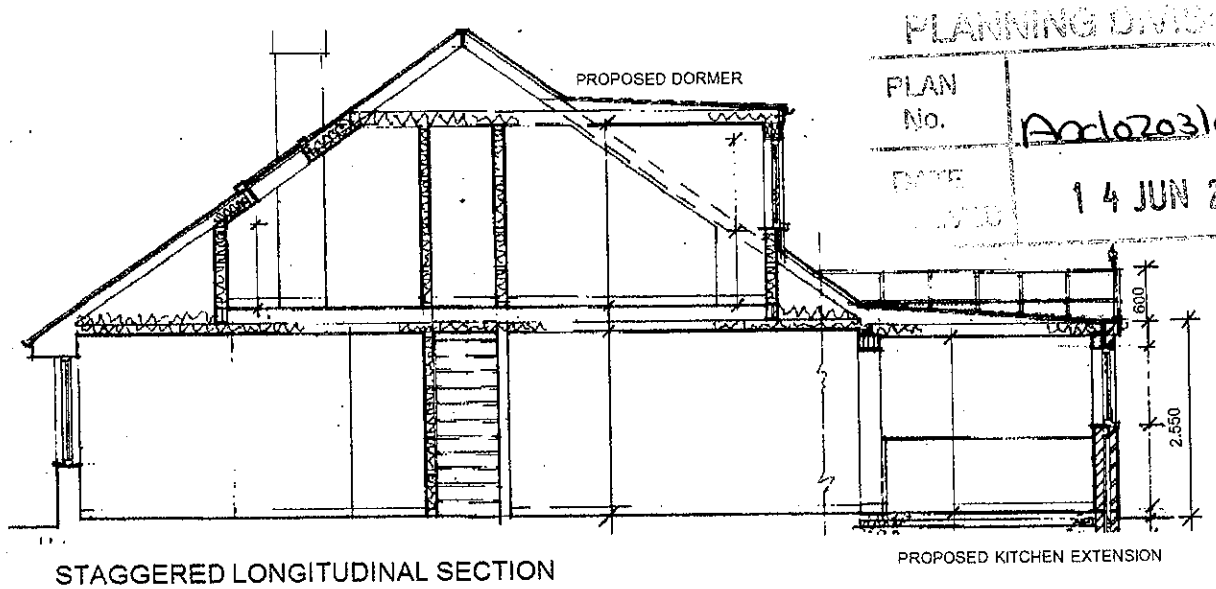

STAGGERED LONGITUDINAL SECTION

PLANNING DIVISION
PLAN No. A/01/0203/10
DATE 14 JUN 2010

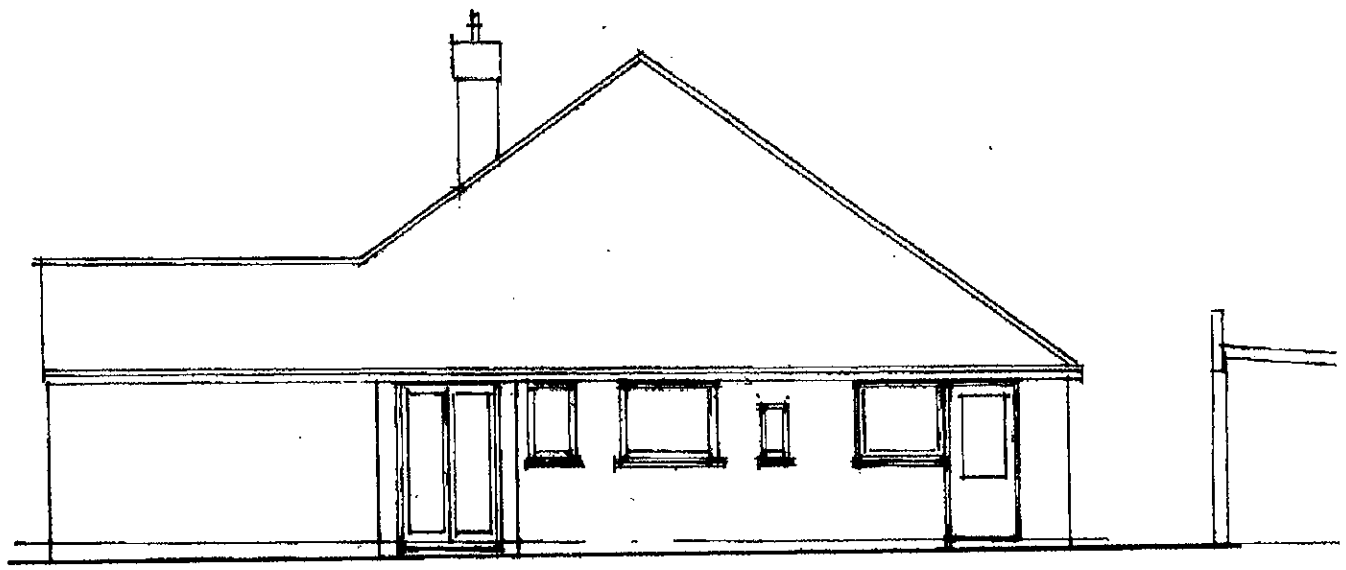

EXISTING SIDE ELEVATION (East)

A section of the existing garage is to be demolished to allow the new extension to be formed. A side door is to be formed in the garage side wall to access the front and rear garden for maintenance.



PROPOSED SIDE ELEVATION (East)

Existing kitchen door replaced with window unit to match the existing with matching brick work below.

PLANNING NOTES:

The proposed dormer is to be clad with plain tiles on the roof cheeks and front all to match the existing the roof tile colour and with a flat roof clad with high performance roofing felt coloured to match the roof tile

The dormer window is to be double glazed white uPVC to match the existing, The rear dormer window is to have opening lights sized for escape in the case of a fire and fitted with trickle vents.

The front roof lights are to be pivot hung and will not project more than 150 mm above the roof plane.

The side roof lights are to be obscure glazed and non opening and will not project more than 150 mm above the roof plane. All roof lights are to be fitted with trickle vents as required under building regulations.

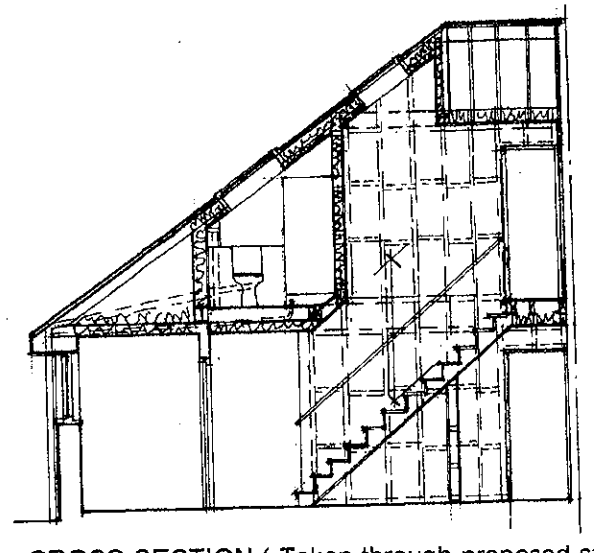

CROSS SECTION (Taken through proposed stair)

The new rear extension and conservatory side and dwarf rear walls are to be finished in face brick work to match the existing

The rear doors and windows are to double glazed to match the existing.

The conservatory roof is to have double glazed low E tinted solar reflective glass set in white uPVC framing all glass is to be impact resistant below 1 m level or in doors

A section of the existing eaves is to be removed to allow the new extension and conservatory roof to abut the main roof.

Internally the existing ceiling is to be fire protected to 1/2 hours resistance to protect the rooms above, a new stair is to be provided to access the new floor constructed in accordance with engineers details.

The neighbouring properties full width glazed conservatory is shown dotted

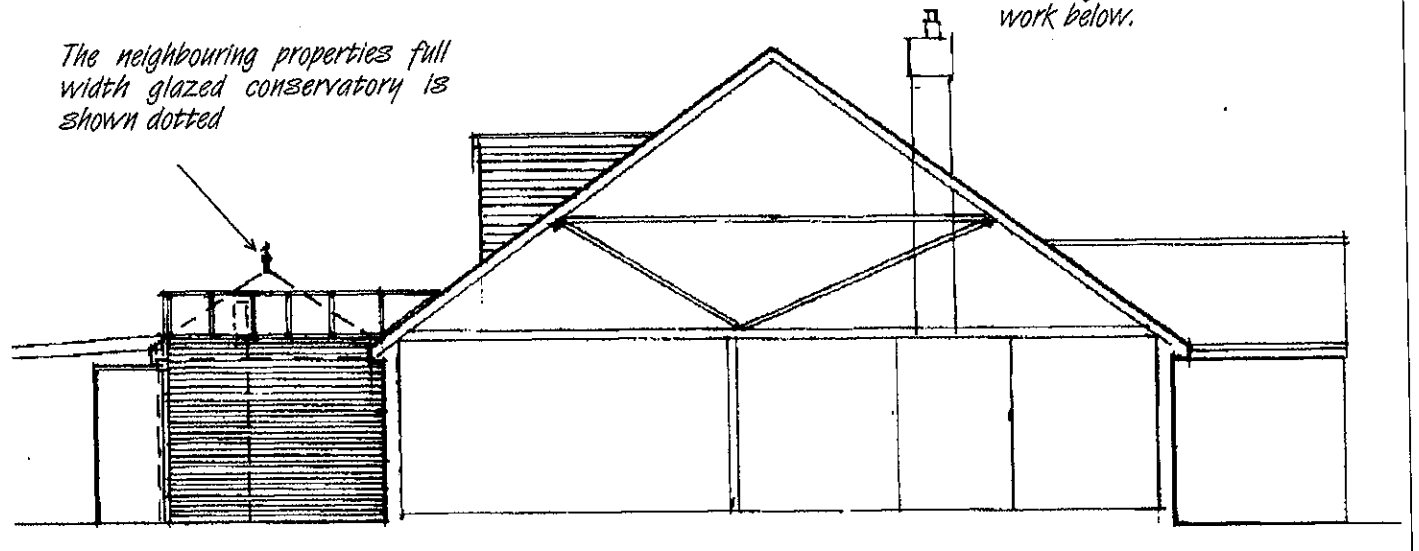

PROPOSED SIDE ELEVATION (West) Taken through the party wall line.

-1 0 1 2 3 4 5 6 7 8 9 10

Scale bar. metres at 1: 100 at A 3 reproduction