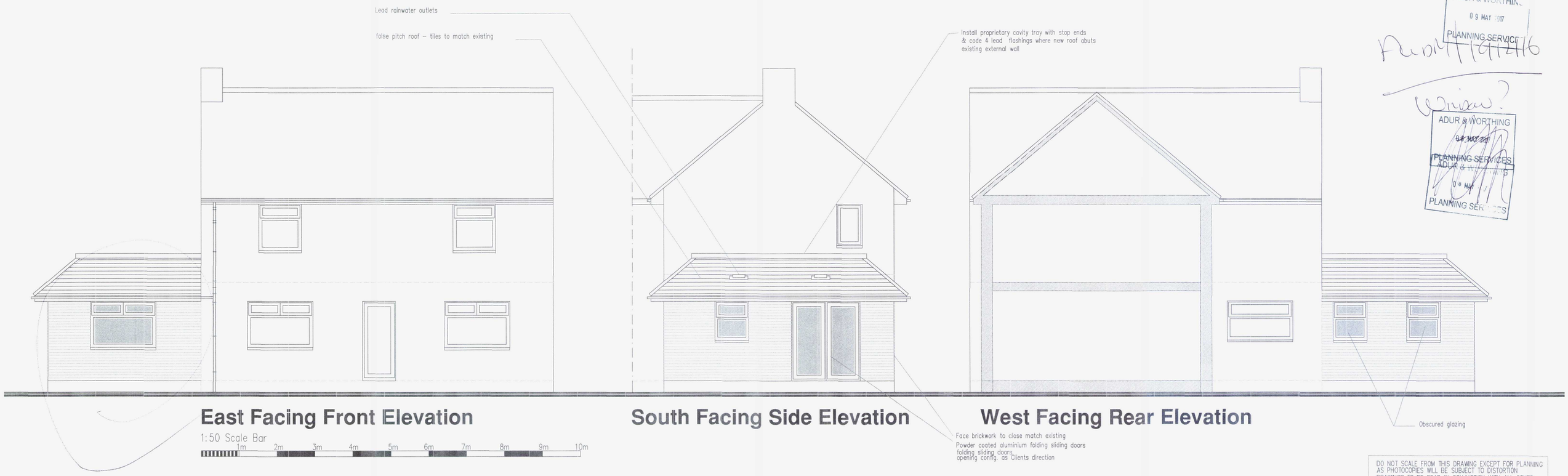

East Facing Front Elevation

1:50 Scale Bar

1m 2m 3m 4m 5m 6m 7m 8m 9m 10m

South Facing Side Elevation

West Facing Rear Elevation

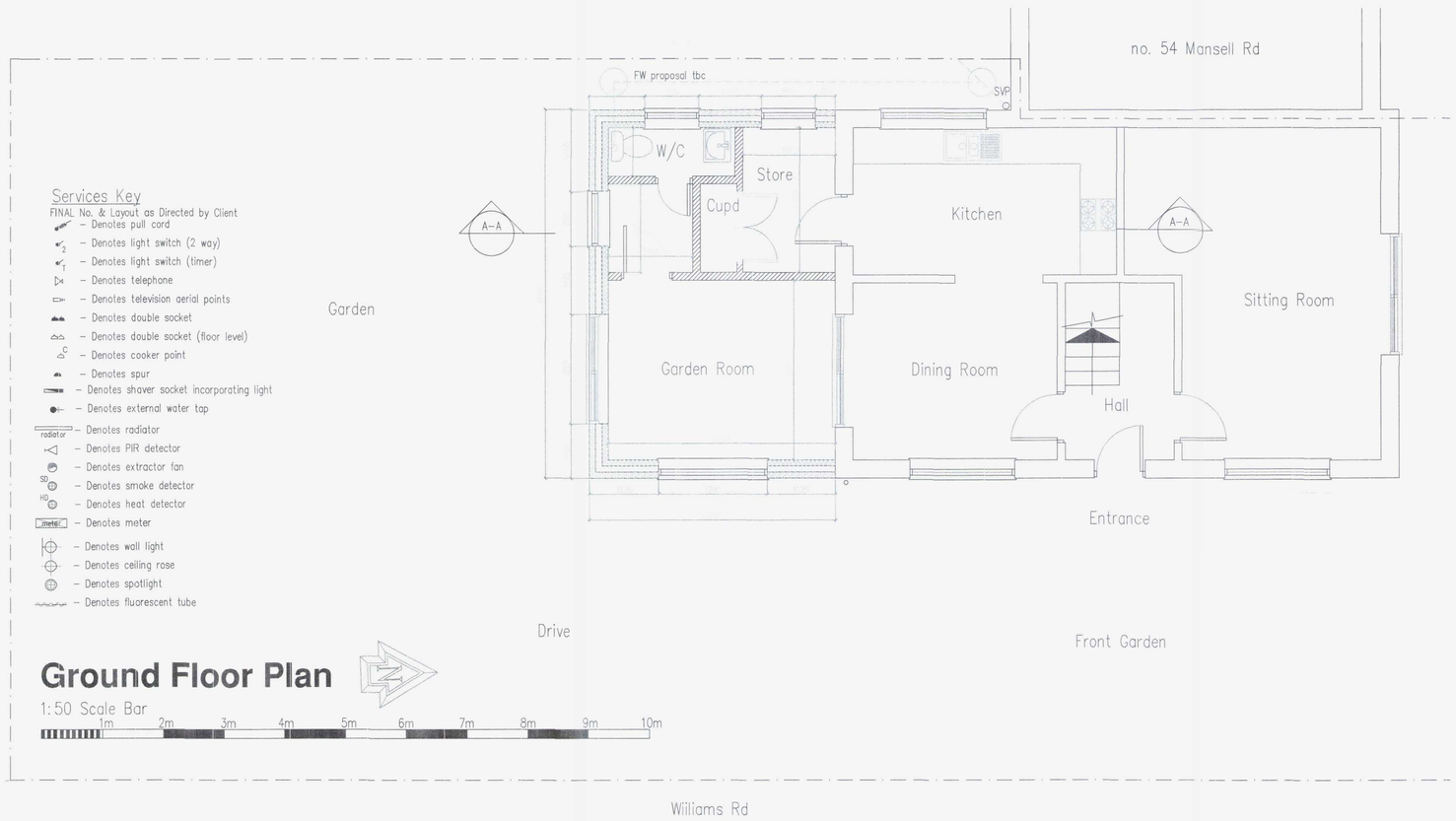

Services Key

FINAL No. & Layout as Directed by Client

- Denotes pull cord
- Denotes light switch (2 way)
- Denotes light switch (timer)
- Denotes telephone
- Denotes television aerial points
- Denotes double socket
- Denotes double socket (floor level)
- Denotes cooker point
- Denotes spur
- Denotes shaver socket incorporating light
- Denotes external water tap
- Denotes radiator
- Denotes PIR detector
- Denotes extractor fan
- Denotes smoke detector
- Denotes heat detector
- Denotes meter
- Denotes wall light
- Denotes ceiling rose
- Denotes spotlight
- Denotes fluorescent tube

Ground Floor Plan

1:50 Scale Bar

1m 2m 3m 4m 5m 6m 7m 8m 9m 10m

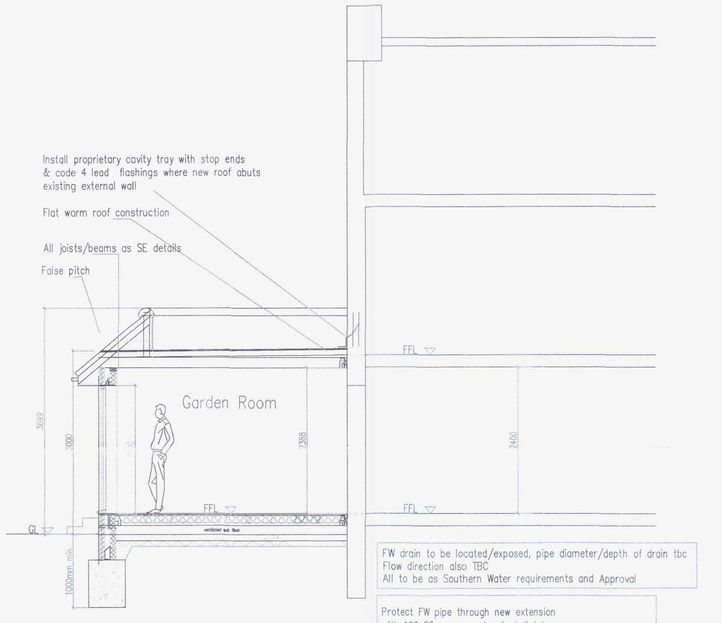

FW drain to be located/exposed, pipe diameter/depth of drain tbc
Flow direction also TBC
All to be as Southern Water requirements and Approval

Protect FW pipe through new extension with 100x65mm concrete plank lintels
For added FW drain protection – slab to be reinforced with A142 light mesh with 50mm cover
If require depending on condition– replace FW pipe with new

SECTION A-A

1:50 Scale Bar

1m 2m 3m 4m 5m 6m 7m 8m 9m 10m

ADUR & WORTHING
09 MAY 2017
PLANNING SERVICES

Audit 4/9/2016

Window?

ADUR & WORTHING
08 MAY 2017
PLANNING SERVICES

ADUR & WORTHING
08 MAY 2017
PLANNING SERVICES

DO NOT SCALE FROM THIS DRAWING EXCEPT FOR PLANNING AS PHOTOCOPIES WILL BE SUBJECT TO DISTORTION DRAWINGS TO BE READ IN CONJUCTION WITH ALL OTHER ARCHITECT'S & STRUCTURAL ENGINEER'S CONTRACT DRAWINGS & SPECIFICATIONS.
ANY DISCREPANCIES MUST BE BROUGHT TO THE ATTENTION OF THE ARCHITECT IMMEDIATELY.
THE CONTRACTOR MUST VERIFY ALL DIMENSIONS BY SITE MEASUREMENT BEFORE ORDERING MATERIALS OR MANUFACTURING COMPONENTS.
SUBSTITUTE MATERIALS & PRODUCTS TO THOSE NAMED WILL BE ACCEPTABLE IF PROVEN TO BE OF EQUAL OR HIGHER PERFORMANCE AND NOT IN CONFLICT WITH OTHER ELEMENTS.

Project:
Proposed
Side Extension
& Alterations At:
71 Williams Rd
Shoreham By Sea
West Sussex
BN43 6BP

Drawing title:
Plans & Elevations As Proposed

Client:
Mr Mo Uddin

© Copyright of:

Architectural & Planning Services
15 West Street
Shoreham By Sea
West Sussex
BN43 5WF
BJW
01273 441009
07856899101
e-mail: benw@bjwarchitectural.co.uk
website: bjwarchitectural.co.uk

Scale:	Paper size
1:50	A1
Date: 14.12.2016	Drawn: BJW
Drg. No. 02	Rev'n B

Note: All dimensions to be checked on site.