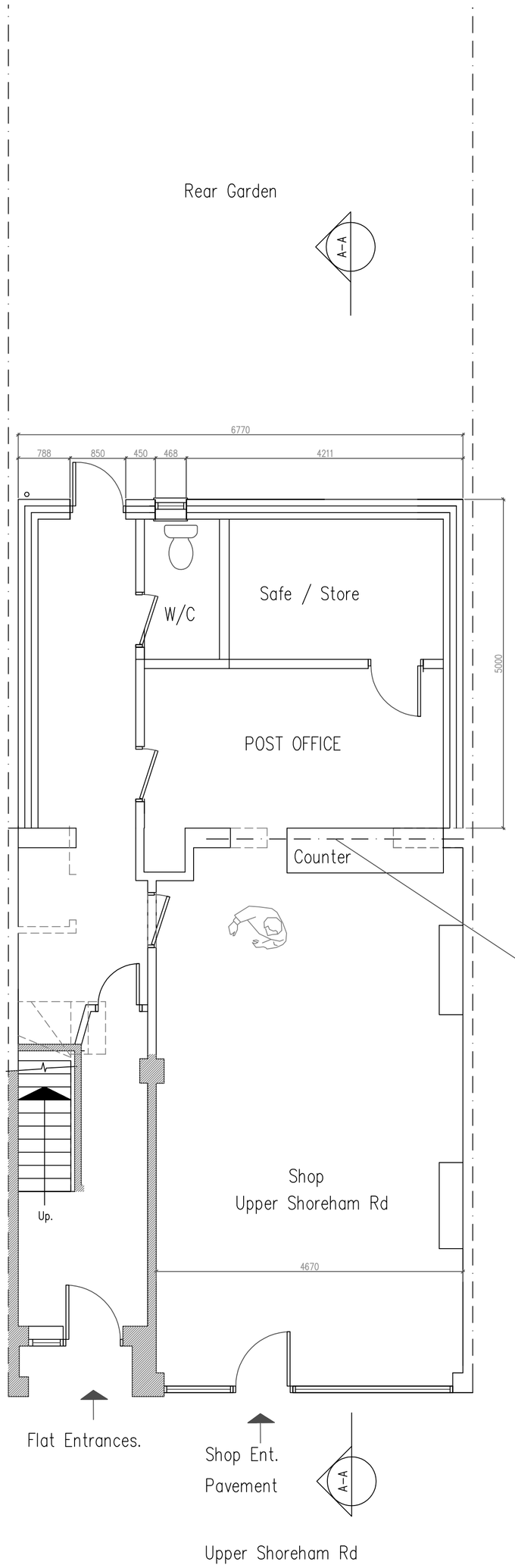

Ground Floor Plan As Proposed

1:50 Scale Bar

1m 2m 3m 4m 5m 6m 7m 8m 9m 10m

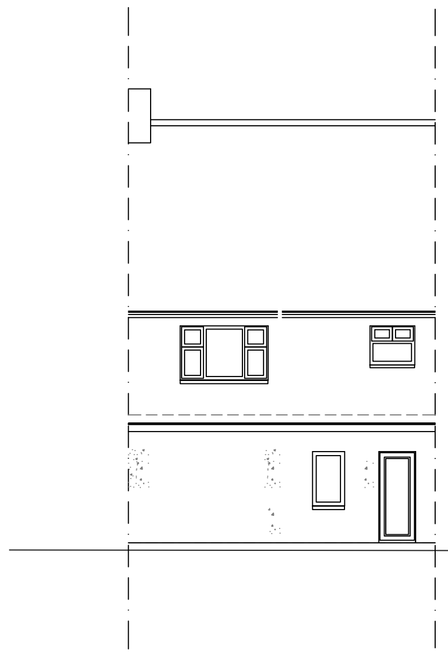

REAR ELEVATION 1:100

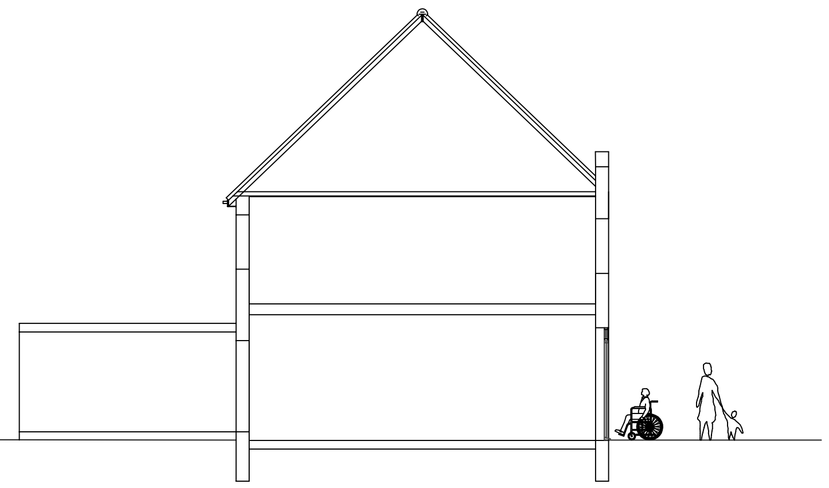

SIDE ELEVATION 1:100

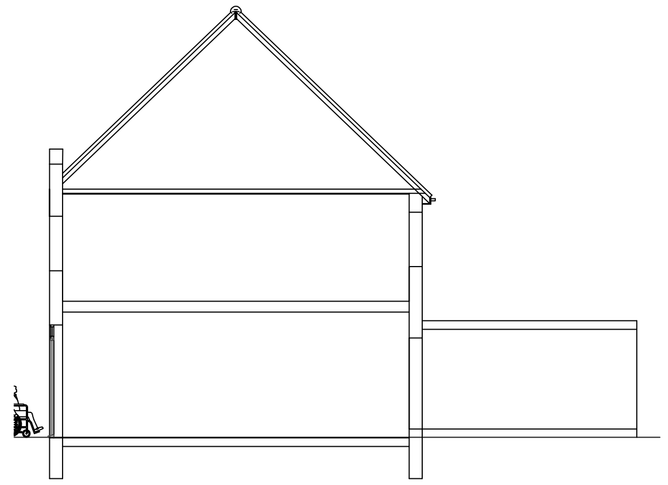

SIDE ELEVATION 1:100

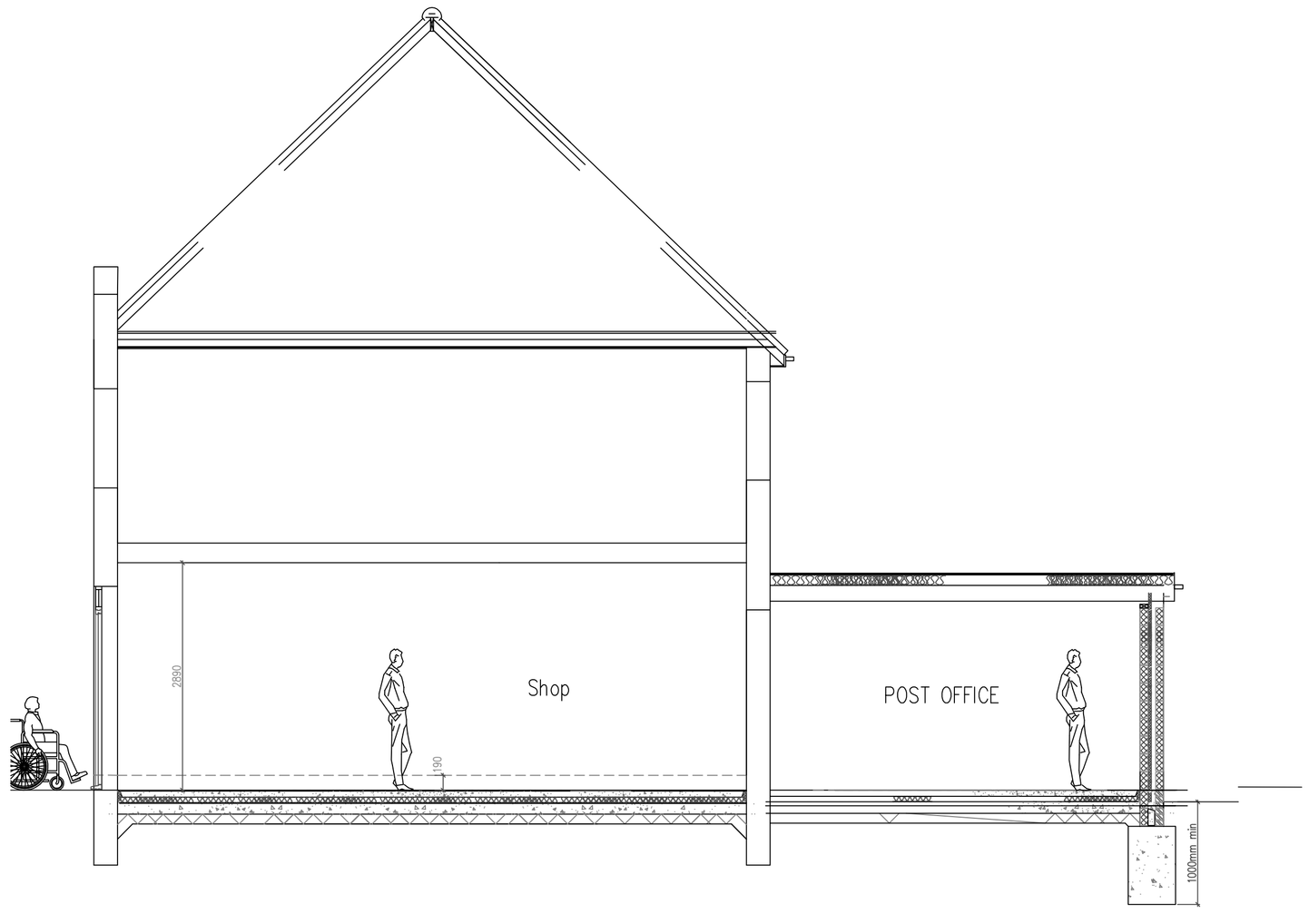

SECTION AA As Proposed

1:50 Scale Bar

1m 2m 3m 4m 5m 6m 7m 8m 9m 10m

DO NOT SCALE FROM THIS DRAWING EXCEPT FOR PLANNING AS PHOTOCOPIES WILL BE SUBJECT TO DISTORTION
DRAWINGS TO BE READ IN CONJUCTION WITH ALL OTHER ARCHITECT'S & STRUCTURAL ENGINEER'S CONTRACT DRAWINGS & SPECIFICATIONS.
ANY DISCREPANCIES MUST BE BROUGHT TO THE ATTENTION OF THE ARCHITECT IMMEDIATELY.
THE CONTRACTOR MUST VERIFY ALL DIMENSIONS BY SITE MEASUREMENT BEFORE ORDERING MATERIALS OR MANUFACTURING COMPONENTS.
SUBSTITUTE MATERIALS & PRODUCTS TO THOSE NAMED WILL BE ACCEPTABLE IF PROVEN TO BE OF EQUAL OR HIGHER PERFORMANCE AND NOT IN CONFLICT WITH OTHER ELEMENTS.

Project:

Proposed Development
Internal Alterations
At:
Post Office, 272
Upper Shoreham Rd
Shoreham By Sea
BN43 6BF

Drawing title:

Plans As Proposed

Client:
Ashok Sthankiya

© Copyright of:
Architectural & Planning Services
15 West Street
Shoreham By Sea
West Sussex
BN43 5WF
BJW
01273 441009
07856899101
e-mail: benw@bjwarchitectural.co.uk
website: bjwarchitectural.co.uk

Scale:	Paper size
1:50	A1

Date:	Drawn:
28.2.2017	BJW

Drg. No.	Rev'n
02	E

Note: All dimensions to be checked on site.