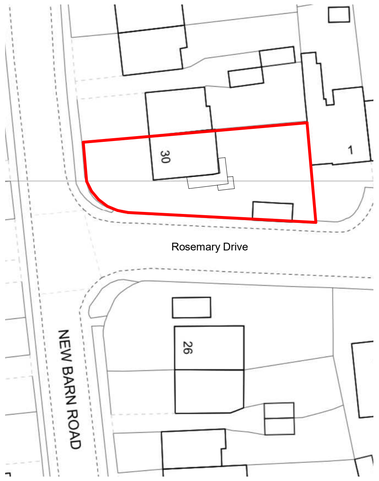

Site plan 1:500

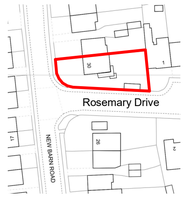

Site plan 1:1250

Existing Ground Floor

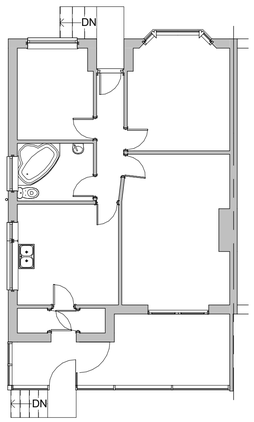

Existing Front Elevation

West



Existing Side Elevation

South



Existing Rear Elevation

East



Existing Side Elevation

North

Proposed Ground Floor

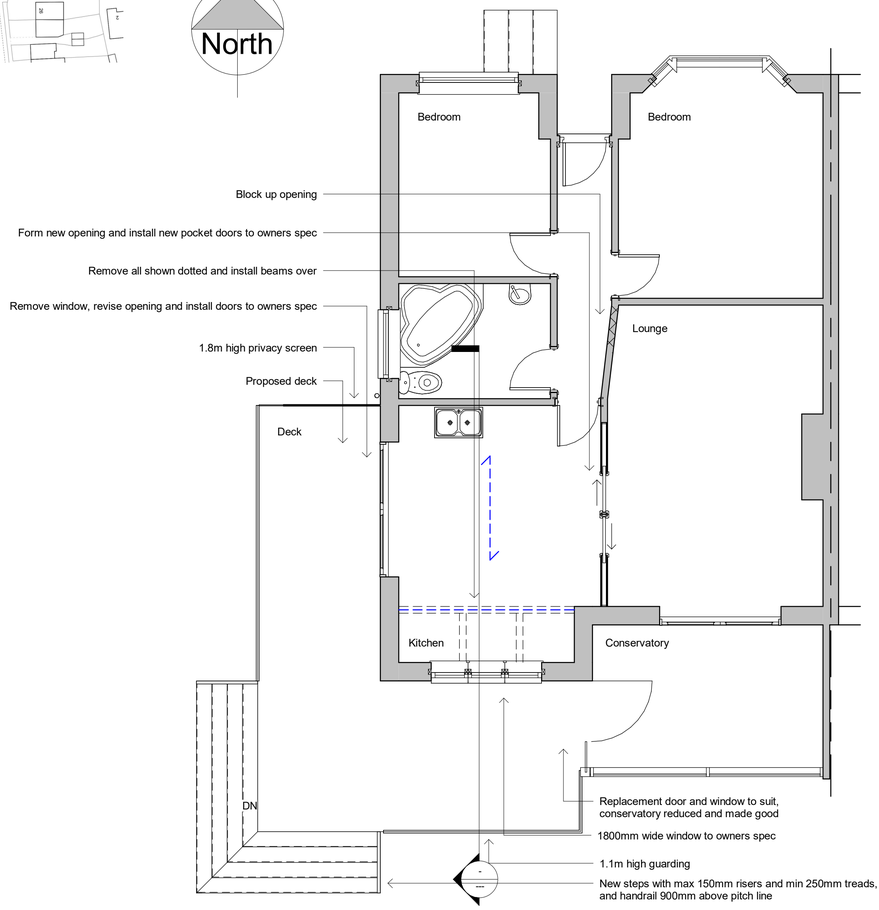

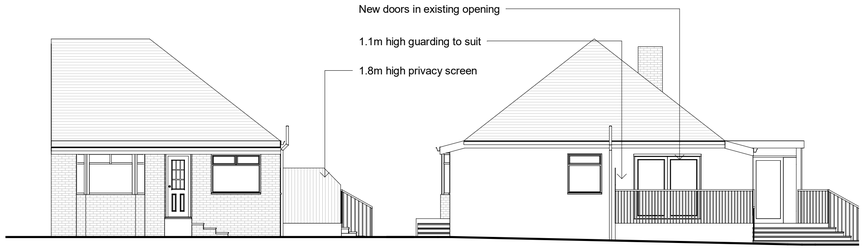

Proposed Front Elevation

West

Proposed Side Elevation

South

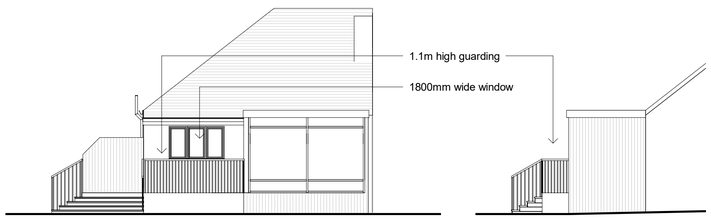

Proposed Rear Elevation

East

Proposed Side Elevation

North

Revisions

0.5 0 0.5 1 1.5 2 2.5
SCALE 50 m
1:

1 0 1 2 3 4 5
SCALE 100 m
1:

5 0 5 10 15 20 25
SCALE 500 m
1:

10 0 10 20 30 40 50
SCALE 1250 m
1:

Materials

Drawing Number	2021/206	Sheet	1 of 1
Size	A1	Scale	1:50, 1:100, 1:500, 1:1250

Project

Existing and Proposed details
September 2021

Job Title

30 New Barn Road
Shoreham by Sea
West Sussex
BN43 6HN

Do Not scale from this drawing except for planning as photocopies will be subject to distortion
Drawings to be read in conjunction with all other Designers and structural engineers contract drawings and specifications:
Any discrepancies must be brought to the attention of the Designer immediatialy.
The contractor must verify all dimensions by site measurement before ordering materials or manufacturing components
Substitute materials and products to those named will be acceptable if proven to be of equal or higher performance and not in conflict with other elements

M.J.Humphrey Ltd

RICS cabe chartered association of building engineers

Mel Humphrey MRICS, MBEng
39 Northease Drive
Hove
East Sussex
BN3 8PQ

Mel@mjhumphrey.co.uk
07701055182

Adam Humphrey
230 Dominion Road
Worthing
West Sussex
BN14 8JL

Adam@mjhumphrey.co.uk
07812419142