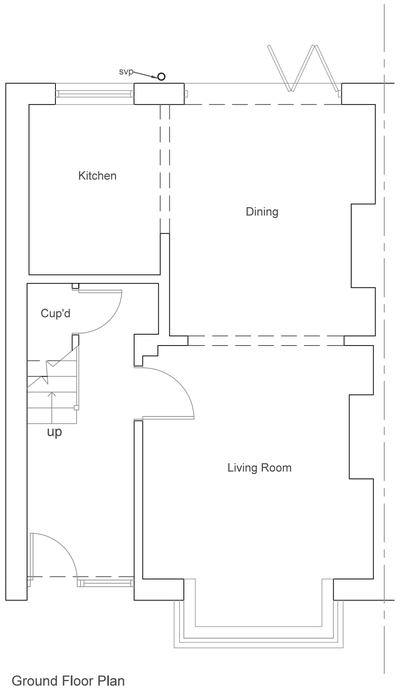


Ground Floor Plan

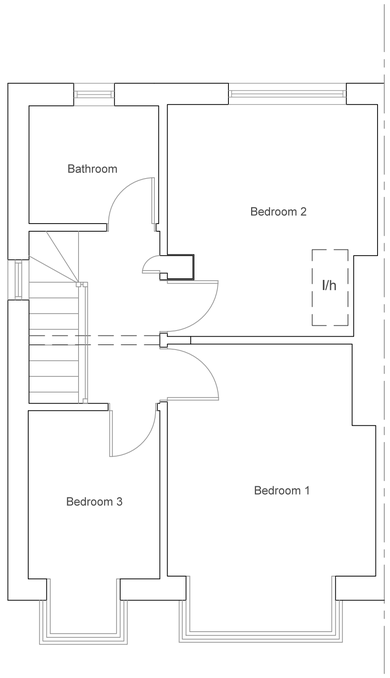


First Floor Plan

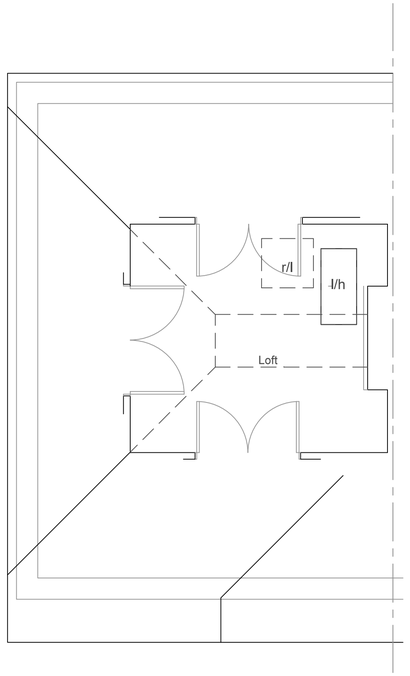


Loft Floor Plan

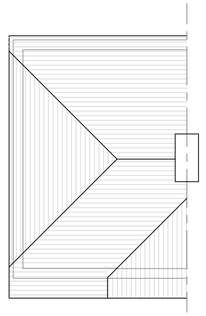

Roof Plan (1:100)

Plans (1:50)



Front Elevation ( West)

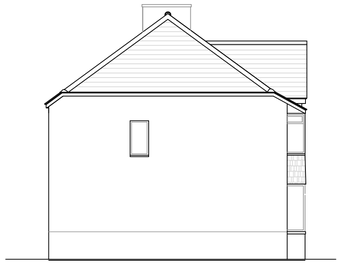

Side Elevation (North)



Rear Elevation (East)

Scale Bar 1:100

0 1 2 3 4 5 [m]

Elevations (1:100)




Site Location Plan (1:1250)

N

This drawing is the property of Inspired Design Studio Limited and must not be copied, reproduced or passed to a third party without their permission.

The Contractor is to verify all dimensions, alignment, levels and datums prior to commencement of work.
Any discrepancies must be reported immediately to Inspired Design Studio Ltd for review.

Variations and modifications to the work shown on these drawings are not to be carried out without the prior approval from Inspired Design Studio Ltd

| Revisions | | |
|---|---|---|
| Rev | Description | By |
| | | |
| | | |
| | | |
| a | Additional Information | LW |

All dimensions to be checked on site prior to commencement of work, except for planning purposes.

This drawing is the copyright of
Inspired Design Studio Ltd.
and may not be copied, altered or reproduced in any way without written authority.

Client: Ms C Nicholls

Project Address:
20 Boundstone Lane
Lancing
BN15 9QW

Drawing Title:
Existing Plans,Elevations, Roof Plan and Site Location Plan

Drawing Number: 1174.01.a

Scale: As stated printed @ A1

Date: 18/05/2018