For Building Regulation Notes refer to drawings / Notes numbered 1062019 / 05

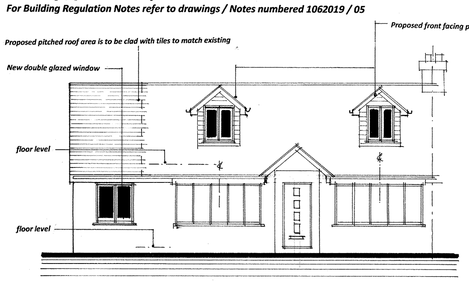

Proposed front elevation (east)

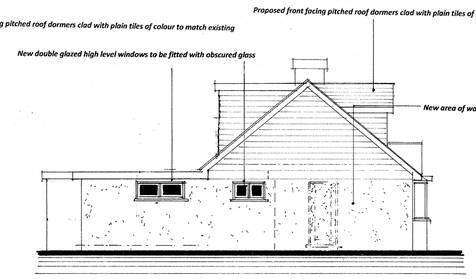

Proposed side elevation (south)

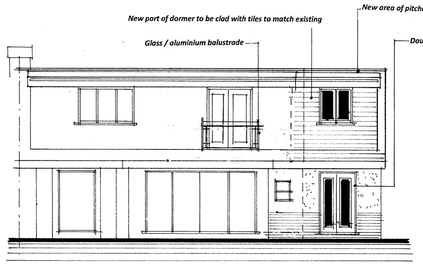

Proposed rear elevation (west)

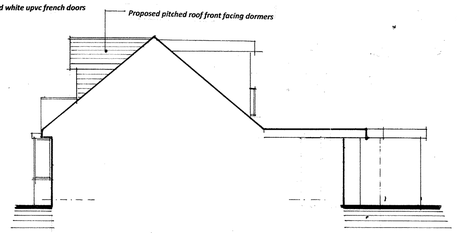

Proposed side elevation (north)

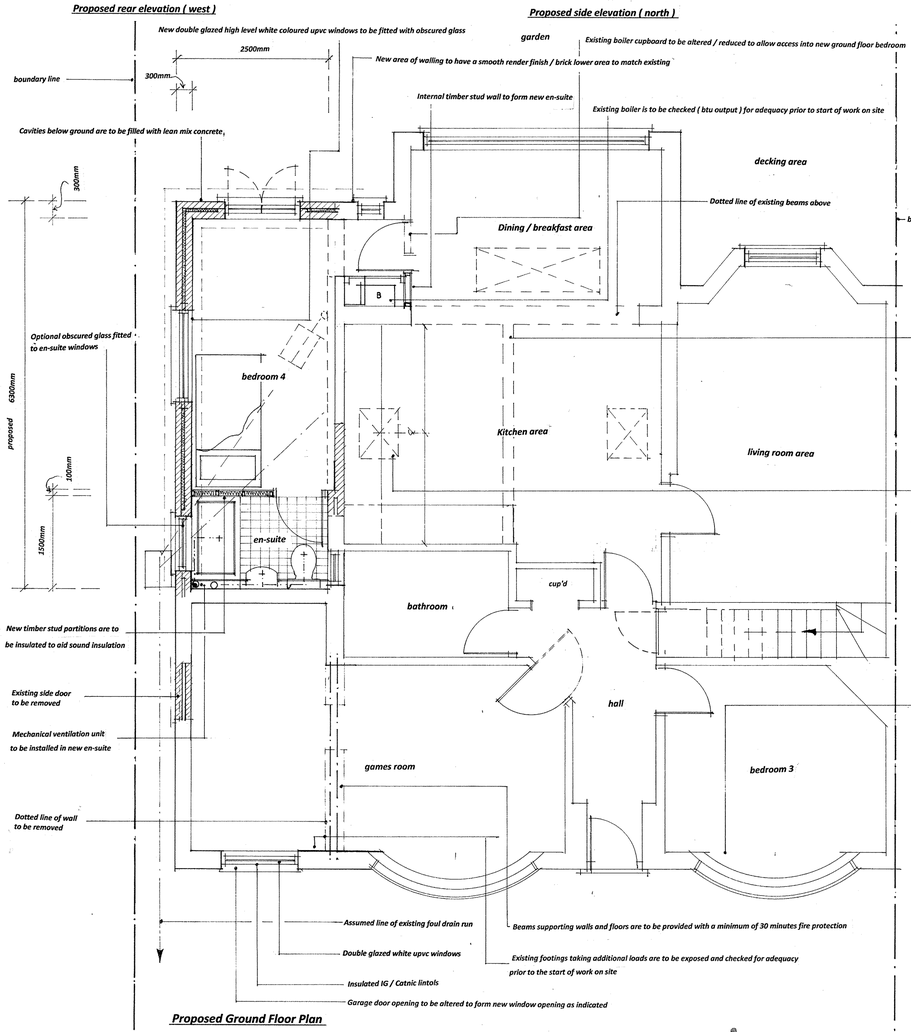

Proposed Ground Floor Plan

1-50 0 1 2 3 4 5

1-100 0 1 2 3 4 5 6 7 8 9 10

1-500 0 5 10 15 20 25 30 35 40 45 50

1-1250 0 10 20 30 40 50 60 70 80 90 100

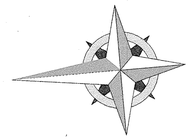

Proposed Section A~A

Blockwork / Blockwork insulated cavity walls to match existing with smooth finish render. Lower area is to have a brick outer leaf so as to match existing visible from the rear elevation New walls are to provide a U Value of 0.28W / m sq K

Glass within all doors and glass below 1500mm above floor level are to be laminated / toughened to BS 6206

Proposed First Floor Plan

PLANNING AND BUILDING REGULATIONS DRAWING

GENERAL NOTES:-

1/. This drawing is the copyright of SDR Designs Architectural Services and cannot be reproduced without written authority.

2/. This drawing should be considered preliminary, as it may form part of a planning application and / or be subject to Building Regulation Approval. No building work should commence until the relevant approvals as required by law have been obtained.

3/. This drawing, if appropriate, should be read in conjunction with the Structural Engineers Drawings and calculations and the Building Regulations Specification. Any discrepancies found between associated documentation should be notified immediately in writing to SDR Designs Architectural Services for clarification prior to any building work and / or any off site fabrication work being carried out.

4/. Whilst every effort has been made to identify existing visible underground drainage / services, it is the contractors responsibility to ensure a survey is carried out to verify and identify any underground drainage / services prior to the carrying out of any excavation work.

5/. Whilst every effort has been made to ensure dimensions are correct, it is the contractors responsibility to check all dimensions on site prior to any building work and / or any off site fabrication work being carried out.

6/. All works are to be carried out in accordance with current Building Regulations, British Standards, Codes of Practice, manufacturers recommendations and to the approval of the inspecting building control officer, including the issuance of all requisite notices and the provision of appropriate certificates of testing and commissioning on completion.

7/. It is the clients responsibility to employ a Primary Contractor and to ensure all building work is carried out in compliance with current Construction Design and Management (CDM2015) regulations and current Health and Safety Legislation.

8/. The client should ensure that their Buildings / Contents Insurance company is notified of the relevant building works being undertaken on their property.

9/. The contractor is to ensure that the completed building is exactly as dimensioned and a completion certificate is issued by The Local Authority Building Control Department

	Date	Revisions
A	28/5/2019	Rear terrace removed and en-suite window to be obscured glass

copyright

SDR Designs

Architectural & Planning Consultants
14 Batemans Road,
Brighton
East Sussex
BN2 6RD
Tel: 0790 9968787
Email: sdr_designs@hotmail.com

Client
Mr & Mrs .A. Millar

Job Title
Proposed pitched / flat roof side / rear extension with front and rear dormers,
8, Springate Road.
Southwick.
Brighton.
East Sussex.

Drawing Title
Proposed ground / first floor plans and elevations.
Proposed section A~A.

(to form an additional bedroom with en-suite, larger games / tv room and new en-suite to master bedroom)

Scale 1-50 , 1-100 at .A1.

Date January 2019.

Drawn SW.

Drg. No. .1062019 / .02.

Rev. A

Paper Size A1