For building regulation notes refer to drawing number 1252016 / 02.

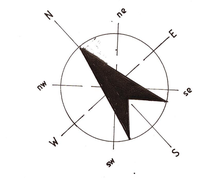

outline of existing garage

boundary line

boundary line

g a r d e n

Dotted line of velux windows above

Double glazed bi-folding or french doors.

Outline of neighbours extension.

dayroom / dining area

kitchen area

hall

living room area

Dotted line of walls to be removed

For details of all new beams refer to the appointed structural engineers details.

Kitchen layout is for information only.

Heat detector

Dotted line of concrete footing below.

Existing inspection chamber with assumed foul drain run.

3100mm

Brick / block insulated cavity wall

Existing gulley

Existing soil pipe

Repositioned boiler

Mechanical vent for wc.

New timber stud partitions.

Proposed ground floor plan.

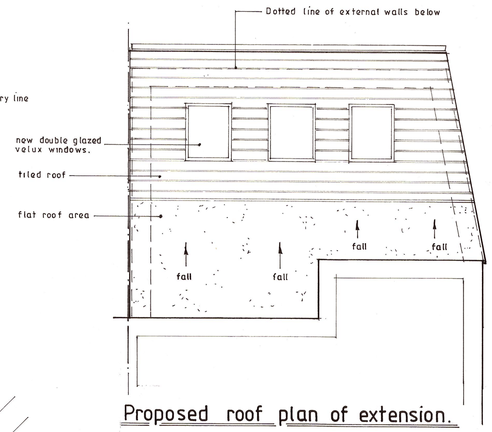

Proposed roof plan of extension.

Timber roof structures are to be fixed in accordance with BS Codes of Practice n° CP3 and CP 112.

Insulated flat roof / pitched roof

boundary line

insulated concrete floor

dayroom / dining area

Insulated brick / block cavity wall with brick outer leaf at base and render above.

Ground level

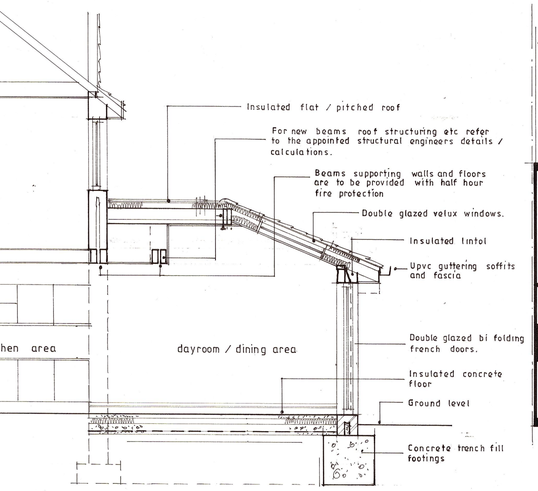

Proposed section A ~ A.

Proposed section B ~ B.

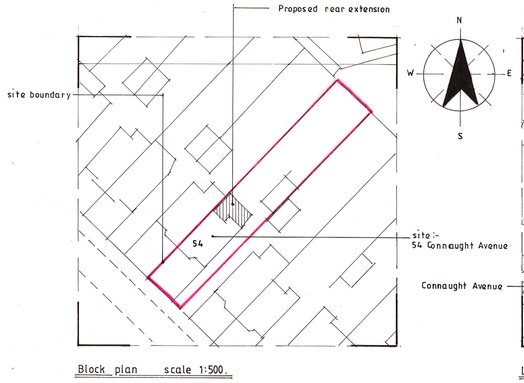

Block plan scale 1:500.

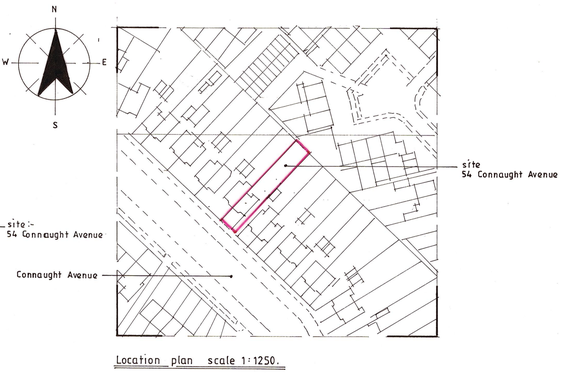

Location plan scale 1:1250.

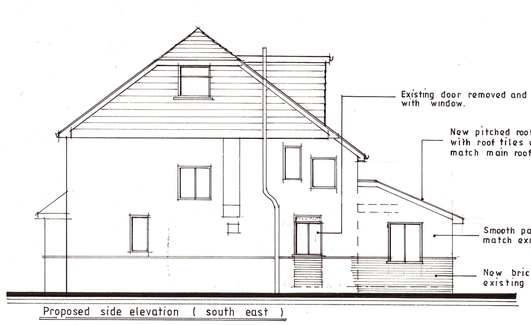

Proposed side elevation (south east)

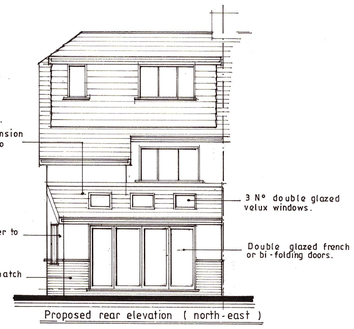

Proposed rear elevation (north-east)



Existing side elevation (south - east)

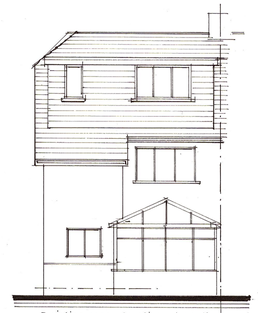

Existing rear elevation (north - east)

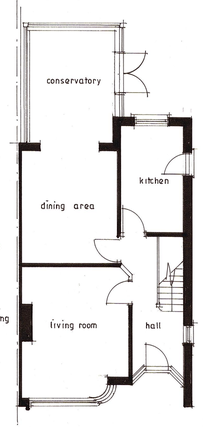

Existing ground floor plan.

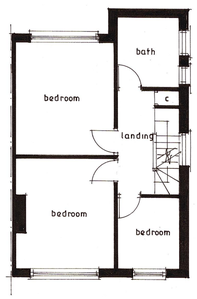

Existing first floor plan.

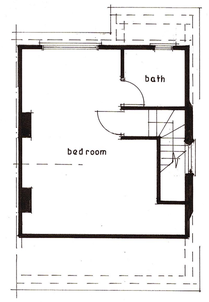

Existing roof plan.

1-50 0 1 2 3 4 5

1-500 0 5 10 15 20 25 30 35 40 45 50

1 - 100 0 1 2 3 4 5 6 7 8 9 10

1 - 1250 0 10 20 30 40 50 60 70 80 90 100

Notes:

	Date	Revisions
A	13/10/13	Door removed / two windows added.

copyright

SDR Designs
Architectural & Planning Consultants
14 Batemans Road,
Brighton
East Sussex
BN2 6RD
Tel: 0790 9966787
Email: sdr_designs@hotmail.com

Client
Mr & Mrs . A . Vokes .

Job Title
Proposed pitched / flat roof single storey rear extension.
(to form open plan kitchen / dining / dayroom)
54, Connaught Avenue.
Shoreham - by - sea .
West Sussex .

Drawing Title
Existing / proposed floor plans and elevations
Proposed sections A-A / B-B.
Location and block plans

Scale 1 50 1 100 1 500 1 1250 at A1

Date September 2016

Drawn .SLW.

Drg. No. 1252016 / 01.

Rev. A.

Paper Size A1