The property owner is required to serve a party structure notice on the adjoining owner as required by The Party Wall etc Act 1996.

Plan 3 of 4

END PLATE CONNECTION

120 x 98 x 8mm flexible end plate, 6mm fillet welds to supported beam



Beam B1 to B4 connection

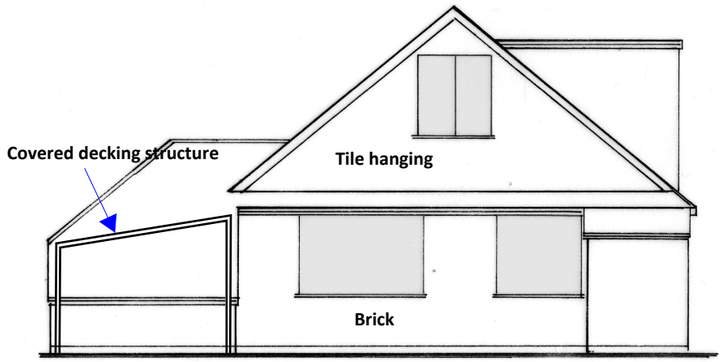

Existing Rear Elevation (North) 1:100

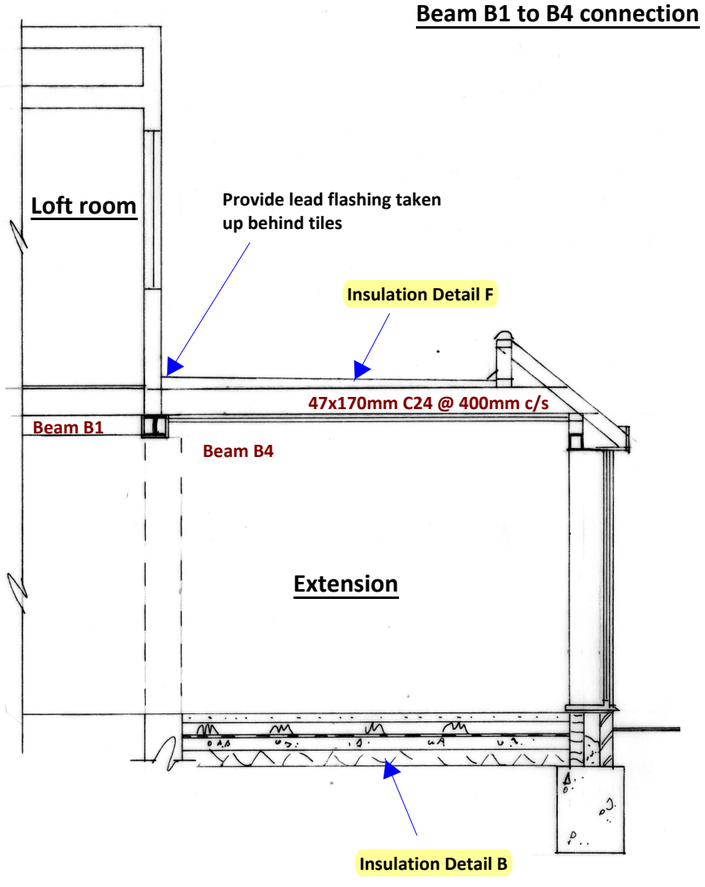

Section 1:50

PLEASE NOTE :Works of this nature may be quite disruptive and the installation of temporary works to allow fitting the new beams is likely to cause cracking in brittle finishes within the rooms above the works. When the temporary works are removed the newly installed beams will deflect and may cause further movement. Repairs and redecoration may therefore be necessary in affected rooms. To minimise the risk it is recommended that permanent Flat Jacks are used when installing beams or other methods of inducing deflection into the steel before dry packing and removing props etc. Other methods can include sacrificial jacks or wedges to induce deflection

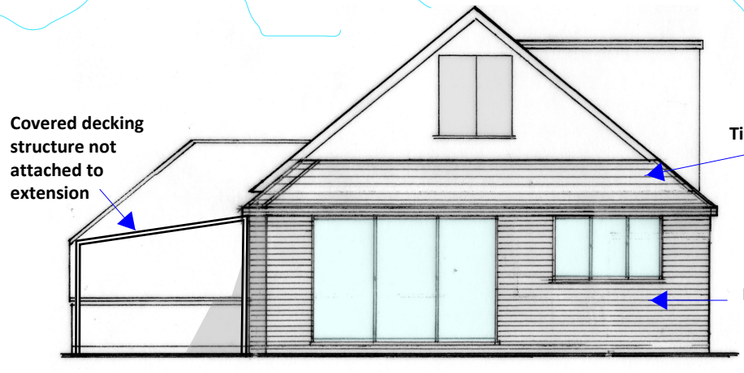

Proposed Rear Elevation (North) 1:100

cabe chartered association of building engineers

A3

CLIENT: Mr & Mrs King

DATE: 17.03.2023

DRWG No: BSB/23050/3/A

1:50 @ A3

1:100

Rear Extension

18 Franklands Close, Findon

DRAWN BY: *Steve Barrett C.Build E, CABE*

BSB S.Barrett Architectural, Structural & Party Wall Services

cabe chartered association of building engineers

stevebsbltd@yahoo.com

07974 715009