

side elevation
[north]

proposed

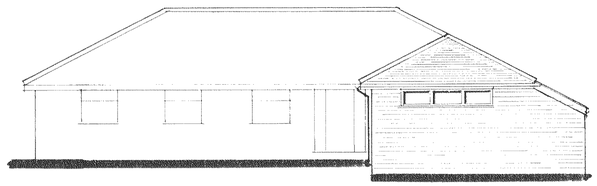

front elevation
[west]

proposed

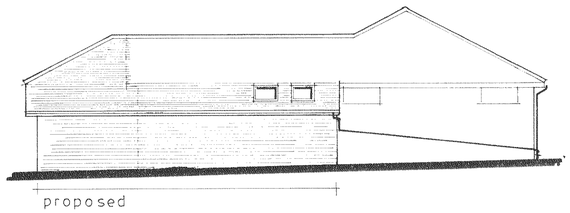

proposed

side elevation
[south]



proposed

rear elevation
[east]

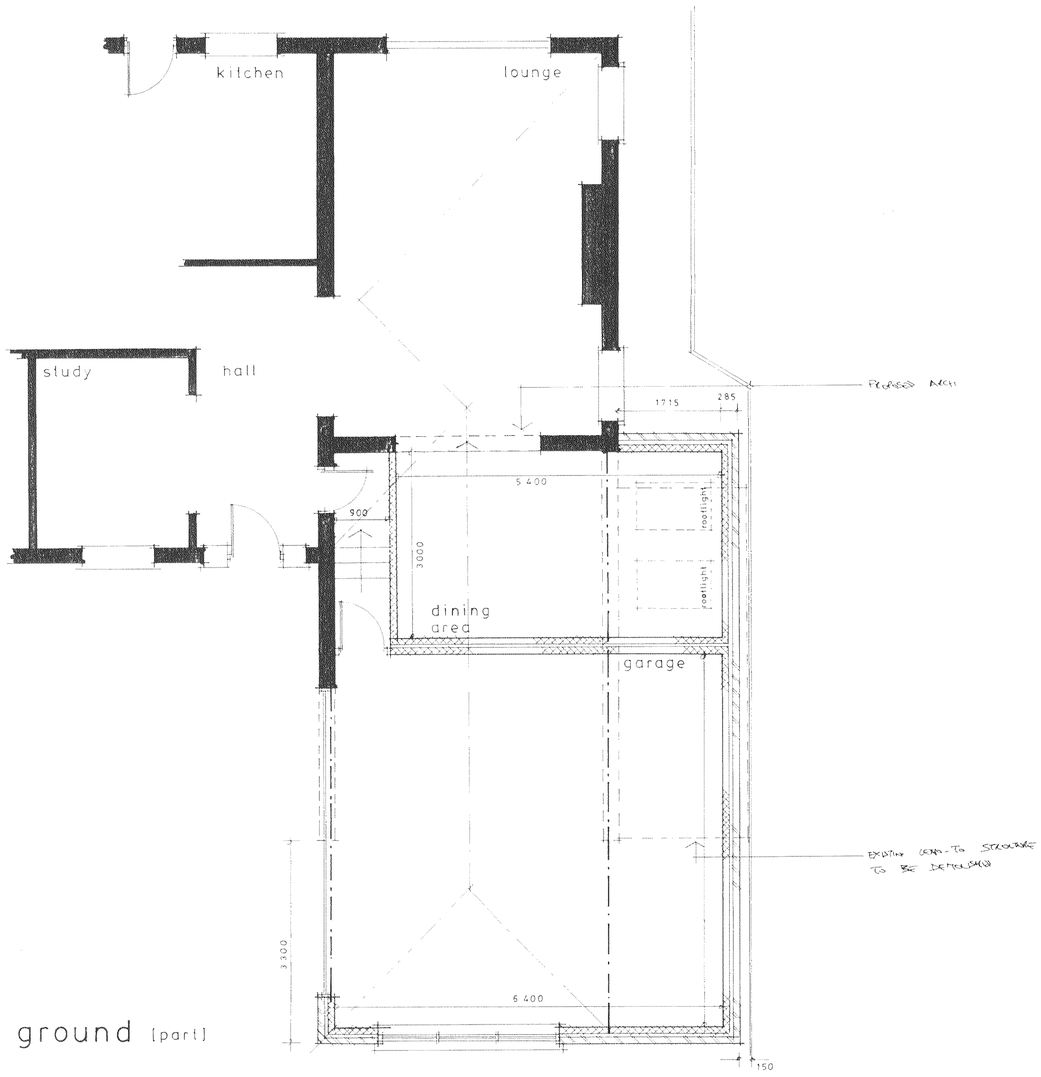


ground [part]

**NOTES:**

All dimensions must be checked on site. Only written dimensions shall be taken. Scaled dimensions shall only be used for planning application purposes.

The Contractor shall take all necessary site dimensions prior to manufacturing components detailed on this drawing.

All materials and workmanship shall comply with current Building Regulations, relevant British Standards and manufacturers recommendations.

This drawing must be read in conjunction with other associated drawings, the outline specification and the structural engineer's calculations (where appropriate).

**Schedule of exterior finishes**

- **Walls**

  Face brickwork to match the existing as closely as possible.

- **Pitched roof**

  Red / brown concrete interlocking tiles to match the existing as closely as possible.

- **Windows, doors and rooflights**

  Windows - white PVCu
  Rooflights - 'Velux' or similar
  Garage vehicular door – white GRP

- **Fascia, soffit and rainwater goods**

  Fascias and soffits shall be white PVCu boarding

  Rainwater goods shall be white PVCu

| | | |
|---|---|---|
| | | |
| | | |
| | | |
| A | | |
| | Date | Revisions |

© copyright

PLANNING
PLAN NO. 09/19-01
DATE RECEIVED 3 DEC 2009

**Client**
Mr D Scott

**Job Title**
Seville
Winston Road
Lancing

Proposed front side extension

**Drawing Title**
Proposed floor plan and elevations

**Scale** 1:50 1:100 a A1

**Date** Oct 2009 **Drawn by**

**Drg No.** 09/19-01 **Rev.**

A PRODUCT OF THE UNO RANGE ARCHITECT CAT. No 7311

594 x 841mm **A1**