

W



S



E

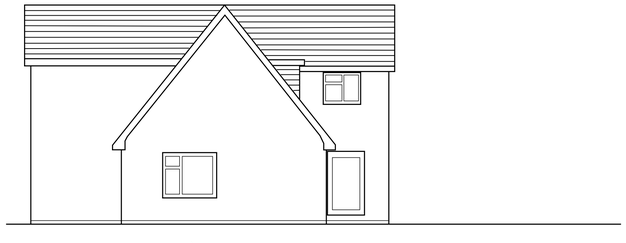

N

EXISTING ELEVATIONS. SCALE 1:100

1m 2m 3m 4m 5m 6m 7m 8m 9m 10m
1:100 Scale Bar

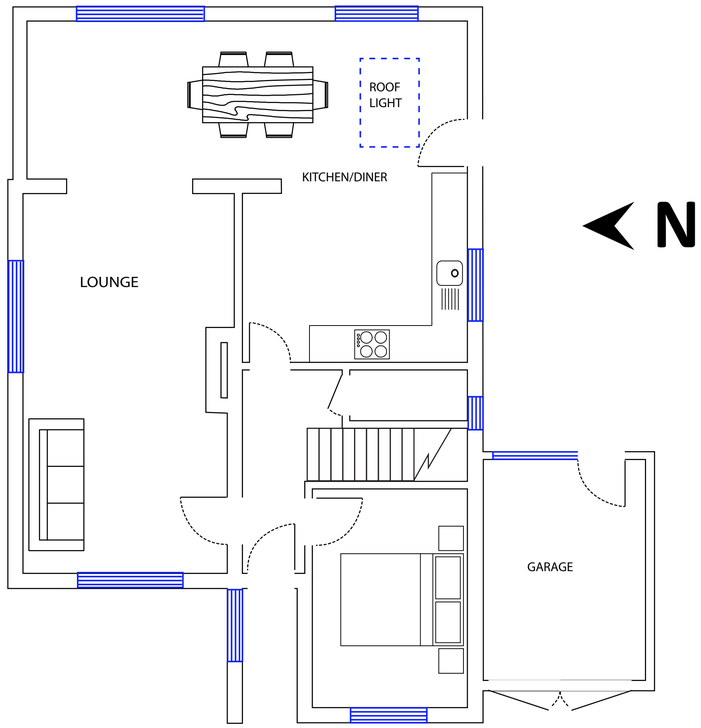

N

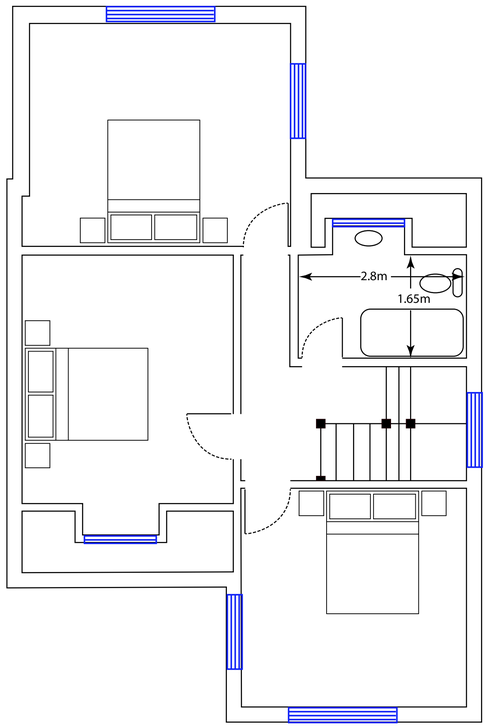

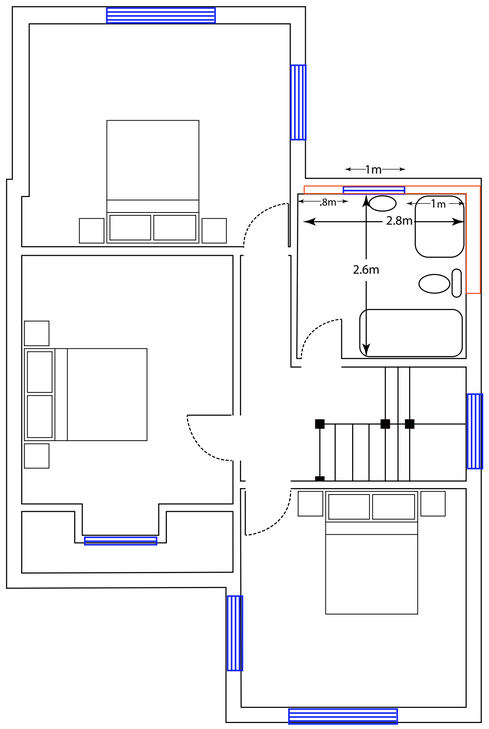

EXISTING GROUND FLOOR - SCALE 1:50

EXISTING FIRST FLOOR - SCALE 1:50

PROPOSED FIRST FLOOR - SCALE 1:50

1m 2m 3m 4m 5m 6m 7m 8m 9m 10m
1:50 Scale Bar



S



E

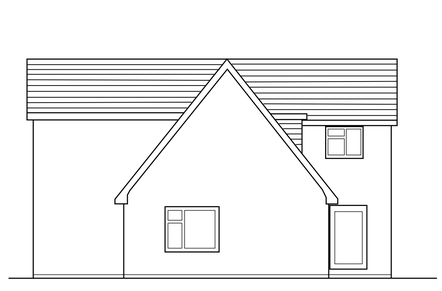

N

PROPOSED ELEVATIONS. SCALE 1:100

1m 2m 3m 4m 5m 6m 7m 8m 9m 10m
1:100 Scale Bar

Notes

1. No critical dimensions are to be scaled from this drawing. (except for planning purposes)
2. It is the contractor's responsibility to ensure that all work is carried out in accordance with Local Authority and N.H.B.C requirements and that all plumbing and electrical work complies with the current regulations of the area water board and electricity board.
3. Any works carried out prior to the receipt of the necessary approvals are the responsibility of the client.
4. Whilst every effort has been made to obtain accurate information on the existing structure or site, it is essential that the contractor or client check at every stage and notify the Designer of any discrepancies.

© copyright-M&K TURNEY

LEAD DESIGNERS: M & K TURNEY

Client: M & K TURNEY

Job Title:
6 RAVENSBOURNE AVENUE
SHOREHAM BY SEA
EXISTING & PROPOSED
FLOOR PLANS AND ELEVATIONS

Drawing Title:
REAR BATHROOM DORMER EXTENSION

Scale - 1:50 / 1:100

Date:- 19-11-2024

Drg no.-**6RA.RDE**
REV:-1

A1 - 841mm x 594mm